

## FIBA U16 World Championship Women Udinen, Italy 2016

[España se impone a Hungría en su estreno europeo](#)

[Derrota en la prórroga ante Alemania \(40-53\)](#)

[España pasa a octavos tras ganar a Portugal \(66-28\)](#)

[¡Agónico pase a cuartos ante Rusia! \(48-47\)](#)

[Sufriendo, compitiendo... y en semifinales](#)

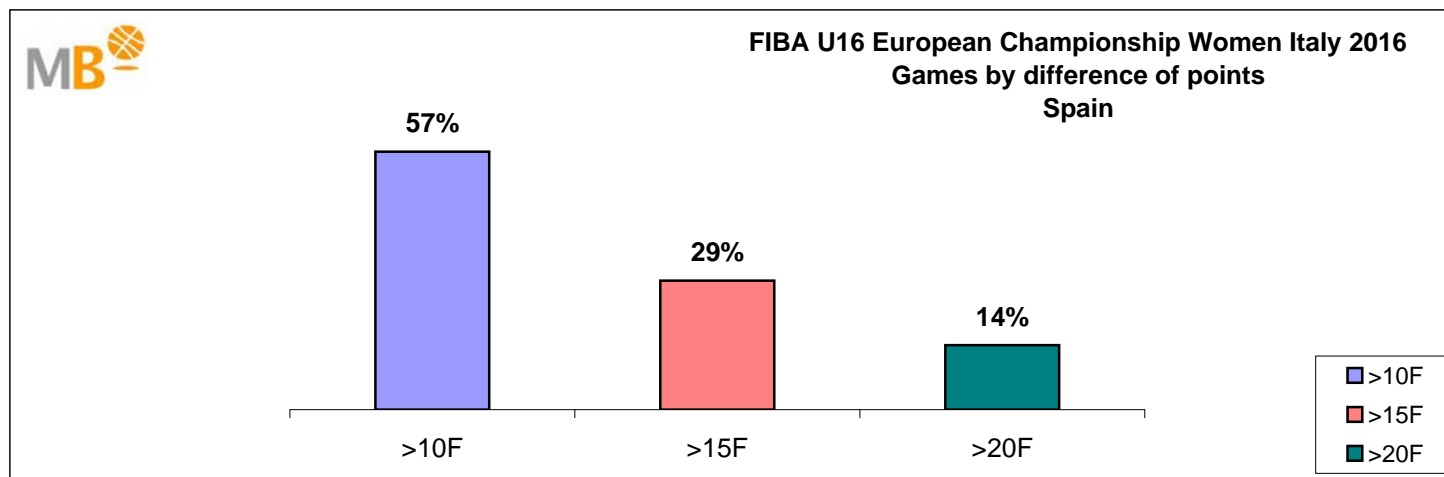
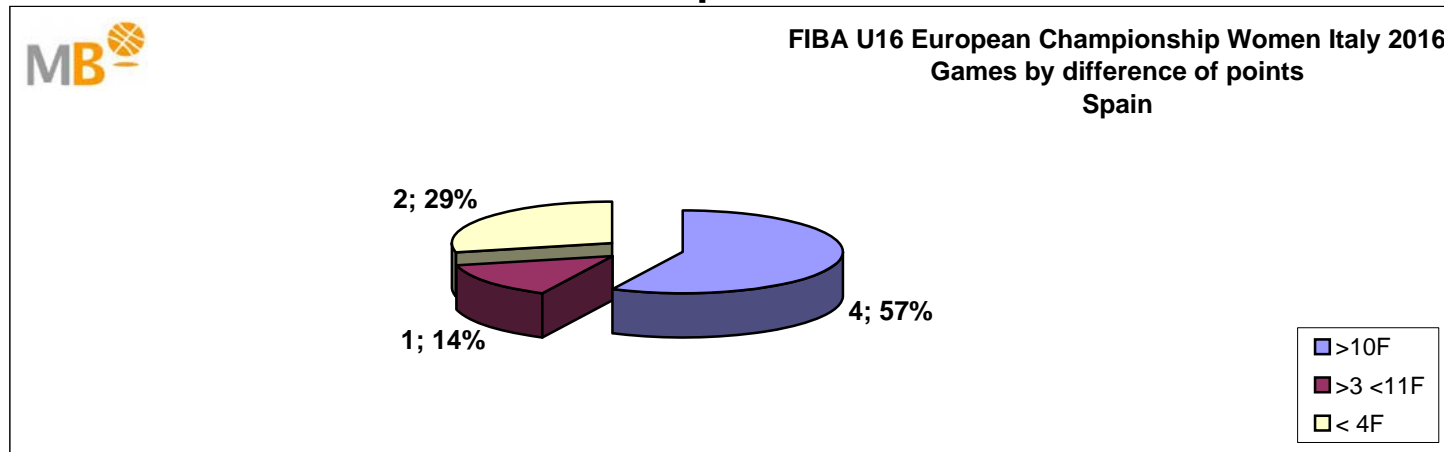
[Victoria ante las anfitrionas, medalla y final](#)

[España vuelve a subirse a lo más alto \(64-48\)](#)

### Spain

Points/Minutes	40'		40'		40'
A. Lacorzana 0,28	11	R. Carrera 0,30	12	M. Torreblanca 0,30	12
A. Wone 0,34	13	M. Pendande 0,28	11	O. Pino 0,33	13
C. Lopez 0,45	18	A. Ibanez 0,22	9	L. Soria 0,47	19
L. Piera 0,21	8	M. Blanco 0,18	7	C. Flores 0,13	5
Rebounds/Minutes	40'		40'		40'
A. Lacorzana 0,18	7	R. Carrera 0,38	15	M. Torreblanca 0,17	7
A. Wone 0,16	6	M. Pendande 0,29	12	O. Pino 0,22	9
C. Lopez 0,24	10	A. Ibanez 0,14	6	L. Soria 0,09	4
L. Piera 0,08	3	M. Blanco 0,15	6	C. Flores 0,23	9
Assists/Minutes	40'		40'		40'
A. Lacorzana 0,07	3	R. Carrera 0,05	2	M. Torreblanca 0,04	2
A. Wone 0,03	1	M. Pendande 0,00	0	O. Pino 0,05	2
C. Lopez 0,04	1	A. Ibanez 0,10	4	L. Soria 0,05	2
L. Piera 0,04	2	M. Blanco 0,10	4	C. Flores 0,10	4
Ef/Minutes	40'		40'		40'
A. Lacorzana 0,27	11	R. Carrera 0,63	25	M. Torreblanca 0,27	11
A. Wone 0,23	9	M. Pendande 0,25	10	O. Pino 0,30	12
C. Lopez 0,38	15	A. Ibanez 0,19	7	L. Soria 0,21	8
L. Piera 0,17	7	M. Blanco 0,25	10	C. Flores 0,25	10

## FIBA U16 European Championship Women Italy 2016 Spain



>10 F	Games finished with a difference of more than 10 points
>15 F	Games finished with a difference of more than 15 points
>20 F	Games finished with a difference of more than 20 points
>3<11 F	Games finished with a difference between 4 and 10 points
<4 F	Games finished with a difference of less than 4 points

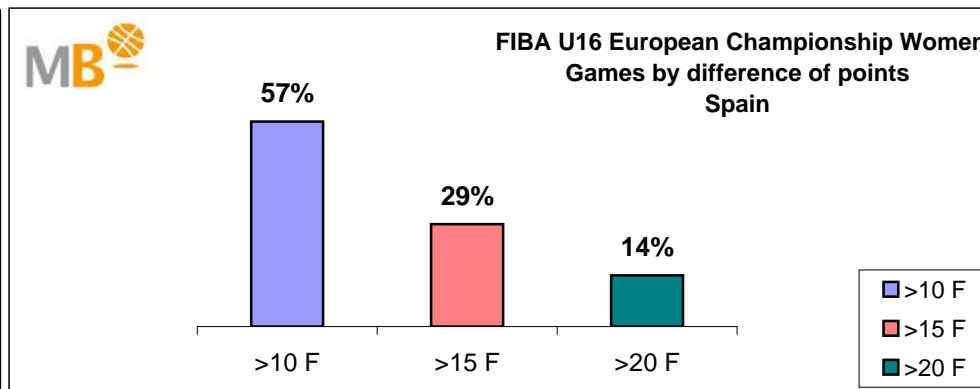
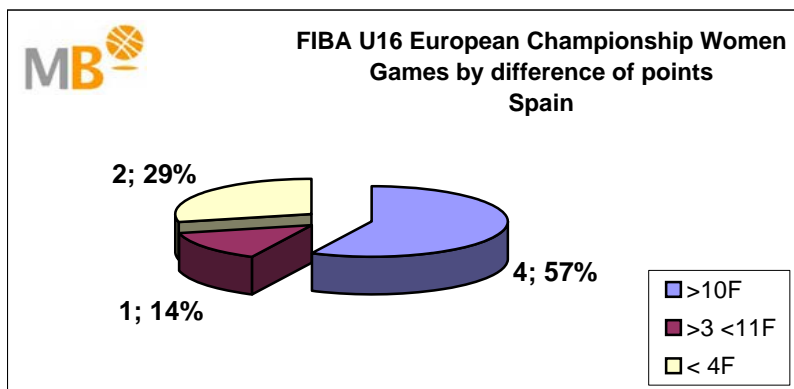
**Games: 7**  
**14-Aug-16**  
**W: 6**  
**L: 1**

# FIBA U16 European Championship Women Italy 2016

Spain



Games	Score	1Q	2Q	3Q	4Q	O	O	T	T	E2°Q	E3°Q	>10 2°	>10 3°	>10 F	>3 <11 F	<4 F						
1 Spain-Hungary	<u>59-46</u>	17	10	19	12	13	12	10	12			59	46	36	22	49	34	1	1	1	0	0
2 Germany-Spain	<u>53-40</u>	15	15	5	8	9	10	11	7	13	0	40	40	20	23	29	33	0	0	0	0	1
3 Portugal-Spain	<u>28-66</u>	9	25	2	8	8	16	9	17			28	66	11	33	19	49	1	1	1	0	0
4 Spain-Russia	<u>48-47</u>	11	9	15	19	14	10	8	9			48	47	26	28	40	38	0	0	0	0	1
5 Spain-Czech Republic	<u>63-51</u>	18	12	9	10	15	12	21	17			63	51	27	22	42	34	0	0	1	0	0
6 Spain-Italy	<u>57-49</u>	9	13	15	15	19	7	14	14			57	49	24	28	43	35	0	0	0	1	0
7 Germany-Spain	<u>48-64</u>	12	15	15	17	10	20	11	12			48	64	27	32	37	52	0	1	1	0	0
												<b>2</b>	<b>3</b>	<b>4</b>	<b>1</b>	<b>2</b>						



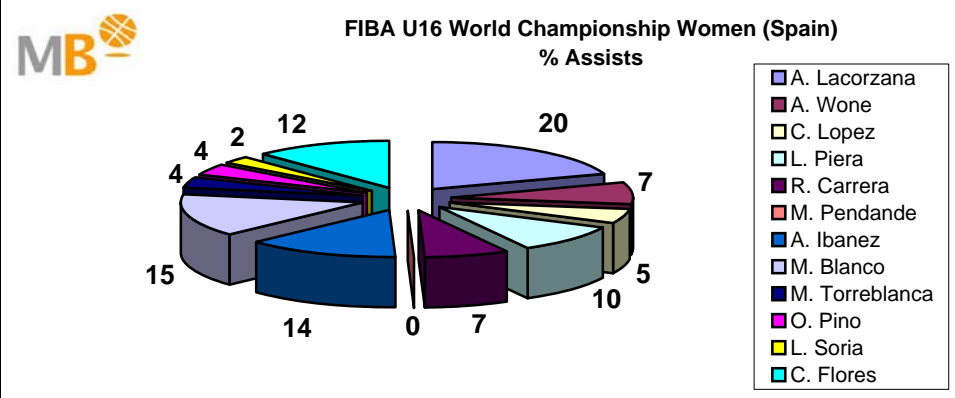
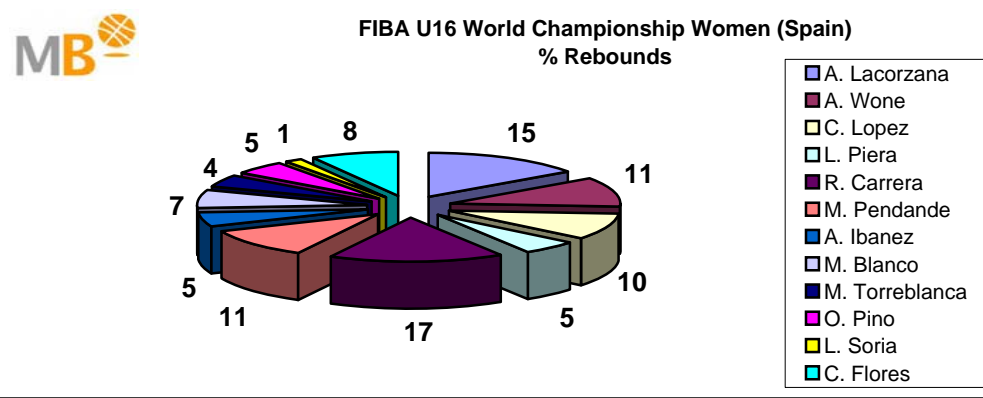
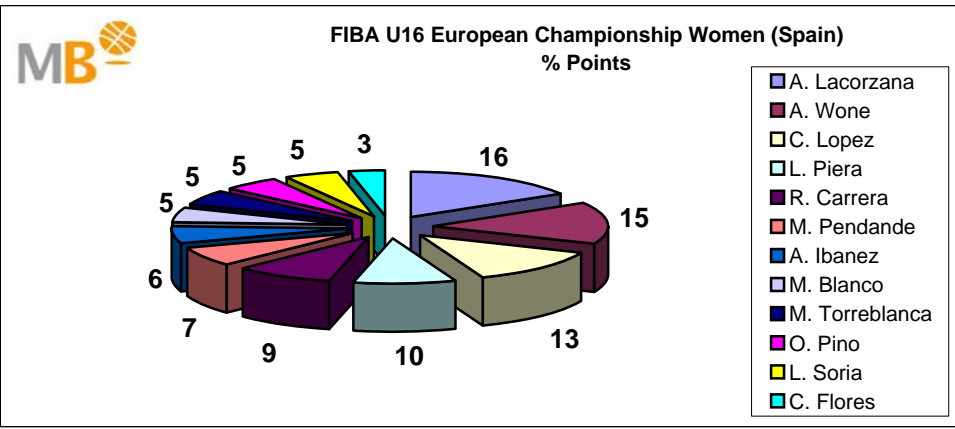
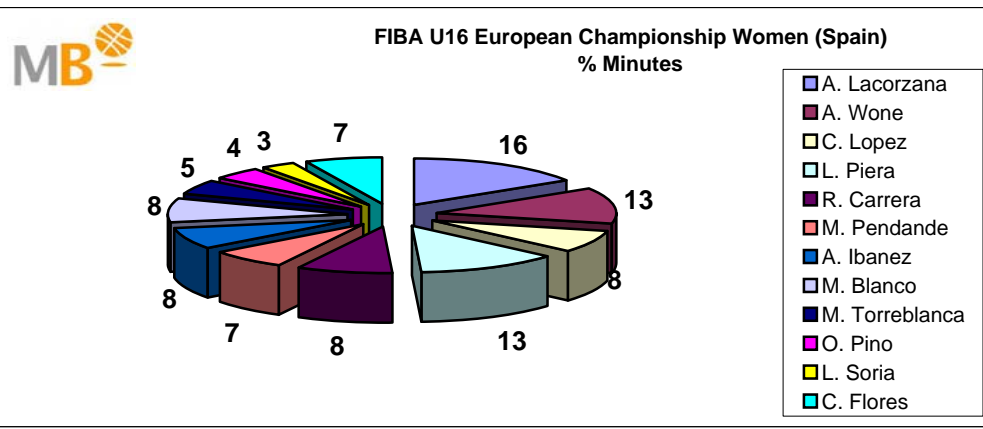
- >10 F Games finished with a difference of more than 10 points
- >15 F Games finished with a difference of more than 15 points
- >20 F Games finished with a difference of more than 20 points
- >3 <11 F Games finished with a difference between 4 and 10 points
- <4 F Games finished with a difference of less than 4 points



# FIBA U16 European Championship Women Italy 2016

## Spain

#	Players	G	Min	Shots				Rebounds				St	BS	+/-	Pf	Pts			
				FG	2pts	3pts	FT	O	D	Tot	As						PF	To	
10	<u>A. Lacorzana</u>	7	229	23/8327.7%	16/5330.2%	7/3023.3%	12/1580%	4	38	42	16	10	18	15	5	39	62	65	
11	<u>A. Wone</u>	7	179	25/7234.7%	25/6041.7%	0/120%	10/1471.4%	14	15	29	6	22	13	6	4	34	41	60	
13	<u>C. Lopez</u>	6	112	22/5143.1%	21/4151.2%	1/1010%	5/1241.7%	12	15	27	4	10	9	5	2	26	43	50	
5	<u>L. Piera</u>	7	182	11/4425%	7/3023.3%	4/1428.6%	12/1580%	4	10	14	8	13	6	13	0	52	31	38	
6	<u>R. Carrera</u>	5	120	14/2653.8%	14/2653.8%	0/0-%	8/1942.1%	19	27	46	6	7	10	13	8	41	76	36	
12	<u>M. Pendande</u>	7	100	11/2544%	11/2544%	0/0-%	6/1442.9%	11	18	29	0	16	19	4	5	20	25	28	
9	<u>A. Ibanez</u>	7	108	8/3522.9%	4/2218.2%	4/1330.8%	4/666.7%	4	11	15	11	8	6	4	1	33	20	24	
4	<u>M. Blanco</u>	7	118	6/2326.1%	4/1526.7%	2/825%	7/1450%	4	14	18	12	10	11	13	0	30	29	21	
8	<u>M. Torreblanca</u>	7	71	8/2236.4%	4/944.4%	4/1330.8%	1/250%	2	10	12	3	5	5	3	0	39	19	21	
14	<u>O. Pino</u>	7	63	8/1650%	8/1650%	0/0-%	5/1338.5%	6	8	14	3	3	5	1	1	11	19	21	
7	<u>L. Soria</u>	5	43	8/1650%	4/666.7%	4/1040%	0/20%	1	3	4	2	3	7	0	0	6	9	20	
15	<u>C. Flores</u>	6	100	5/2123.8%	3/1225%	2/922.2%	1/616.7%	9	14	23	10	8	5	5	0	44	25	13	
Team/Coaches								12	22	34	0	1	7	0	0	0	0.0		
<b>TOTALS</b>				1425	149/43434.3%	121/31538.4%	28/11923.5%	71/13253.8%	102	205	307	81	116	121	82	26	375	399	397



# FIBA U16 European Championship Women Italy 2016



## SPAIN

### Accumulated Statistics

#	Players	G	Min	Shots				Rebounds										Pf	Pts
				FG	2pts	3pts	FT	O	D	Tot	As	PF	To	St	BS	+/-			
10	<u>A. Lacorzana</u>	7	229	23/8327.7%	16/5330.2%	7/3023.3%	12/1580%	4	38	42	16	10	18	15	5	39	62	65	
11	<u>A. Wone</u>	7	179	25/7234.7%	25/6041.7%	0/120%	10/1471.4%	14	15	29	6	22	13	6	4	34	41	60	
13	<u>C. Lopez</u>	6	112	22/5143.1%	21/4151.2%	1/1010%	5/1241.7%	12	15	27	4	10	9	5	2	26	43	50	
5	<u>L. Piera</u>	7	182	11/4425%	7/3023.3%	4/1428.6%	12/1580%	4	10	14	8	13	6	13	0	52	31	38	
6	<u>R. Carrera</u>	5	120	14/2653.8%	14/2653.8%	0/0-%	8/1942.1%	19	27	46	6	7	10	13	8	41	76	36	
12	<u>M. Pendande</u>	7	100	11/2544%	11/2544%	0/0-%	6/1442.9%	11	18	29	0	16	19	4	5	20	25	28	
9	<u>A. Ibanez</u>	7	108	8/3522.9%	4/2218.2%	4/1330.8%	4/666.7%	4	11	15	11	8	6	4	1	33	20	24	
4	<u>M. Blanco</u>	7	118	6/2326.1%	4/1526.7%	2/825%	7/1450%	4	14	18	12	10	11	13	0	30	29	21	
8	<u>M. Torreblanca</u>	7	71	8/2236.4%	4/944.4%	4/1330.8%	1/250%	2	10	12	3	5	5	3	0	39	19	21	
14	<u>O. Pino</u>	7	63	8/1650%	8/1650%	0/0-%	5/1338.5%	6	8	14	3	3	5	1	1	11	19	21	
7	<u>L. Soria</u>	5	43	8/1650%	4/666.7%	4/1040%	0/20%	1	3	4	2	3	7	0	0	6	9	20	
15	<u>C. Flores</u>	6	100	5/2123.8%	3/1225%	2/922.2%	1/616.7%	9	14	23	10	8	5	5	0	44	25	13	
Team/Coaches								12	22	34	0	1	7	0	0	0	0.0		
<b>TOTALS</b>			<b>1425</b>	<b>149/43434.3%</b>	<b>121/31538.4%</b>	<b>28/11923.5%</b>	<b>71/13253.8%</b>	<b>102</b>	<b>205</b>	<b>307</b>	<b>81</b>	<b>116</b>	<b>121</b>	<b>82</b>	<b>26</b>	<b>375</b>	<b>399</b>	<b>397</b>	

### Average Statistics

#	Players	G	Min	Shots				Rebounds										Pf	Pts
				FG	2pts	3pts	FT	O	D	Tot	As	PF	To	St	BS	+/-			
10	<u>A. Lacorzana</u>	7	32.7	3.3/11.927.7%	2.3/7.630.2%	1.0/4.323.3%	1.7/2.180%	0.6	5.4	6.0	2.3	1.4	2.6	2.1	0.7	5.6	8.9	9,3	
11	<u>A. Wone</u>	7	25.6	3.6/10.334.7%	3.6/8.641.7%	0.0/1.70%	1.4/2.071.4%	2.0	2.1	4.1	0.9	3.1	1.9	0.9	0.6	4.9	5.9	8,6	
13	<u>C. Lopez</u>	6	18.7	3.7/8.543.1%	3.5/6.851.2%	0.2/1.710%	0.8/2.041.7%	2.0	2.5	4.5	0.7	1.7	1.5	0.8	0.3	4.3	7.2	8,3	
6	<u>R. Carrera</u>	5	24.0	2.8/5.253.8%	2.8/5.253.8%	0.0/0.0-%	1.6/3.842.1%	3.8	5.4	9.2	1.2	1.4	2.0	2.6	1.6	8.2	15.2	7,2	
5	<u>L. Piera</u>	7	25.9	1.6/6.325%	1.0/4.323.3%	0.6/2.028.6%	1.7/2.180%	0.6	1.4	2.0	1.1	1.9	0.9	1.9	0.0	7.4	4.4	5,4	
7	<u>L. Soria</u>	5	8.6	1.6/3.250%	0.8/1.266.7%	0.8/2.040%	0.0/0.40%	0.2	0.6	0.8	0.4	0.6	1.4	0.0	0.0	1.2	1.8	4	
12	<u>M. Pendande</u>	7	14.3	1.6/3.644%	1.6/3.644%	0.0/0.0-%	0.9/2.042.9%	1.6	2.6	4.1	0.0	2.3	2.7	0.6	0.7	2.9	3.6	4	
9	<u>A. Ibanez</u>	7	15.4	1.1/5.022.9%	0.6/3.118.2%	0.6/1.930.8%	0.6/0.966.7%	0.6	1.6	2.1	1.6	1.1	0.9	0.6	0.1	4.7	2.9	3,4	
4	<u>M. Blanco</u>	7	16.8	0.9/3.326.1%	0.6/2.126.7%	0.3/1.125%	1.0/2.050%	0.6	2.0	2.6	1.7	1.4	1.6	1.9	0.0	4.3	4.1	3	
8	<u>M. Torreblanca</u>	7	10.1	1.1/3.136.4%	0.6/1.344.4%	0.6/1.930.8%	0.1/0.350%	0.3	1.4	1.7	0.4	0.7	0.7	0.4	0.0	5.6	2.7	3	
14	<u>O. Pino</u>	7	9.0	1.1/2.350%	1.1/2.350%	0.0/0.0-%	0.7/1.938.5%	0.9	1.1	2.0	0.4	0.4	0.7	0.1	0.1	1.6	2.7	3	
15	<u>C. Flores</u>	6	16.7	0.8/3.523.8%	0.5/2.025%	0.3/1.522.2%	0.2/1.016.7%	1.5	2.3	3.8	1.7	1.3	0.8	0.8	0.0	7.3	4.2	2,2	
Team/Coaches								1.7	3.1	4.9	0.0	0.1	1.0	0.0	0.0	0.0	0.0		
<b>TOTALS</b>			<b>204</b>	<b>21.3/62.034.3%</b>	<b>17.3/45.038.4%</b>	<b>4.0/17.023.5%</b>	<b>10.1/18.953.8%</b>	<b>14.6</b>	<b>29.3</b>	<b>43.9</b>	<b>11.6</b>	<b>16.6</b>	<b>17.3</b>	<b>11.7</b>	<b>3.7</b>	<b>53.6</b>	<b>57.0</b>	<b>56,7</b>	

# FIBA U16 European Championship Women Italy 2016



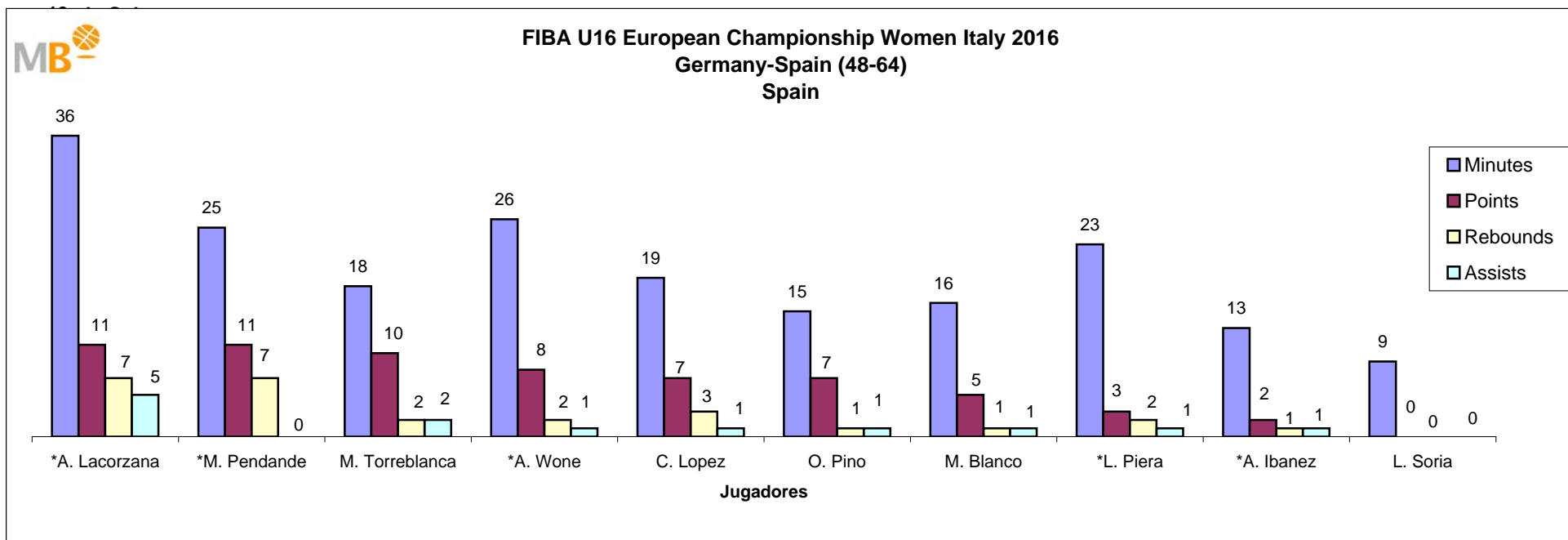
Germany-Spain (48-64)

Final

Q1	Q2	Q3	Q4
12	15	10	11
15	17	20	12

Spain

#	Players	Min	Shots				Rebounds			Video				+/-	Ef	Pts	
			FG	2pts	3pts	FT	O	D	Tot	As	PF	To	St				BS
10	<u>*A. Lacorzana</u>	36	3/1030%	2/728.6%	1/333.3%	4/580%	0	7	7	5	3	1	3	1	21	18	11
12	<u>*M. Pendande</u>	25	4/757.1%	4/757.1%	0/0-%	3/560%	2	5	7	0	3	2	2	2	16	15	11
8	<u>M. Torreblanca</u>	18	4/580%	2/2100%	2/366.7%	0/0-%	0	2	2	2	2	1	0	0	16	12	10
11	<u>*A. Wone</u>	26	4/1136.4%	4/757.1%	0/40%	0/0-%	1	1	2	1	4	1	2	0	11	5	8
13	<u>C. Lopez</u>	19	3/837.5%	3/650%	0/20%	1/250%	1	2	3	1	2	2	1	2	7	6	7
14	<u>O. Pino</u>	15	3/475%	3/475%	0/0-%	1/250%	0	1	1	1	2	0	0	0	2	7	7
4	<u>M. Blanco</u>	16	1/250%	0/10%	1/1100%	2/2100%	0	1	1	1	1	3	2	0	0	5	5
5	<u>*L. Piera</u>	23	1/425%	1/250%	0/20%	1/1100%	0	2	2	1	3	0	0	0	9	3	3
9	<u>*A. Ibanez</u>	13	1/250%	1/1100%	0/10%	0/0-%	0	1	1	1	0	2	1	0	2	2	2
7	<u>L. Soria</u>	9	0/10%	0/0-%	0/10%	0/0-%	0	0	0	0	0	2	0	0	-4	-3	0
6	<u>R. Carrera</u>	DNP															
15	<u>C. Flores</u>	DNP															
Team/Coaches							4	3	7		0	1					
<b>TOTALS</b>		<b>200</b>	<b>24/5444.4%</b>	<b>20/3754.1%</b>	<b>4/1723.5%</b>	<b>12/1770.6%</b>	<b>8</b>	<b>25</b>	<b>33</b>	<b>13</b>	<b>20</b>	<b>15</b>	<b>11</b>	<b>5</b>	<b>16</b>	<b>70</b>	<b>64</b>



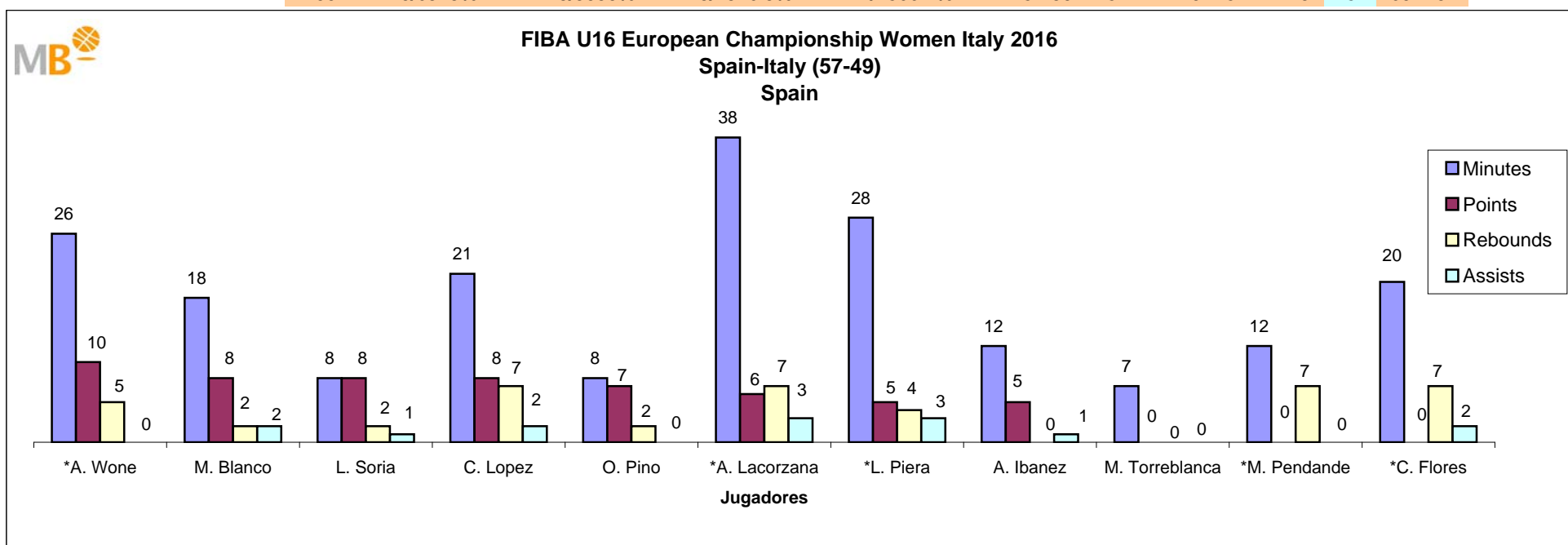
# FIBA U16 European Championship Women Italy 2016



Spain-Italy (57-49)  
Semi-Final

Q1	Q2	Q3	Q4
9	15	19	14
13	15	7	14

#	Players	Min	Shots				Rebounds			Video				Ef	Pts		
			FG	2pts	3pts	FT	O	D	Tot	As	PF	To	St			BS	+/-
11	<u>*A. Wone</u>	26	3/11 27.3%	3/11 27.3%	0/0 0%	4/6 66.7%	4	1	5	0	3	0	0	2	7	7	10
4	<u>M. Blanco</u>	18	2/4 50%	1/3 33.3%	1/1 100%	3/4 75%	0	2	2	2	0	0	2	0	-1	11	8
7	<u>L. Soria</u>	8	3/4 75%	1/1 100%	2/3 66.7%	0/0 0%	1	1	2	1	1	0	0	0	3	10	8
13	<u>C. Lopez</u>	21	3/8 37.5%	3/7 42.9%	0/1 0%	2/4 50%	3	4	7	2	2	1	0	0	6	9	8
14	<u>O. Pino</u>	8	2/2 100%	2/2 100%	0/0 0%	3/4 75%	2	0	2	0	0	2	0	0	-5	6	7
10	<u>*A. Lacorzana</u>	38	3/17 17.6%	3/11 27.3%	0/6 0%	0/0 0%	2	5	7	3	1	1	1	1	7	3	6
5	<u>*L. Piera</u>	28	2/7 28.6%	1/4 25%	1/3 33.3%	0/0 0%	0	4	4	3	2	1	0	0	12	6	5
9	<u>A. Ibanez</u>	12	2/6 33.3%	1/5 20%	1/1 100%	0/0 0%	0	0	0	1	0	0	0	1	4	3	5
8	<u>M. Torreblanca</u>	7	0/2 0%	0/1 0%	0/1 0%	0/0 0%	0	0	0	0	0	0	1	0	2	-1	0
12	<u>*M. Pendande</u>	12	0/4 0%	0/4 0%	0/0 0%	0/0 0%	2	5	7	0	0	2	0	1	4	2	0
15	<u>*C. Flores</u>	20	0/4 0%	0/1 0%	0/3 0%	0/0 0%	3	4	7	2	1	1	0	0	1	4	0
6	<u>R. Carrera</u>	DNP															
Team/Coaches							1	4	5	0	0						
<b>TOTALS</b>		<b>200</b>	<b>20/69 29%</b>	<b>15/50 30%</b>	<b>5/19 26.3%</b>	<b>12/18 66.7%</b>	<b>18</b>	<b>30</b>	<b>48</b>	<b>14</b>	<b>10</b>	<b>8</b>	<b>4</b>	<b>5</b>	<b>8</b>	<b>60</b>	<b>57</b>



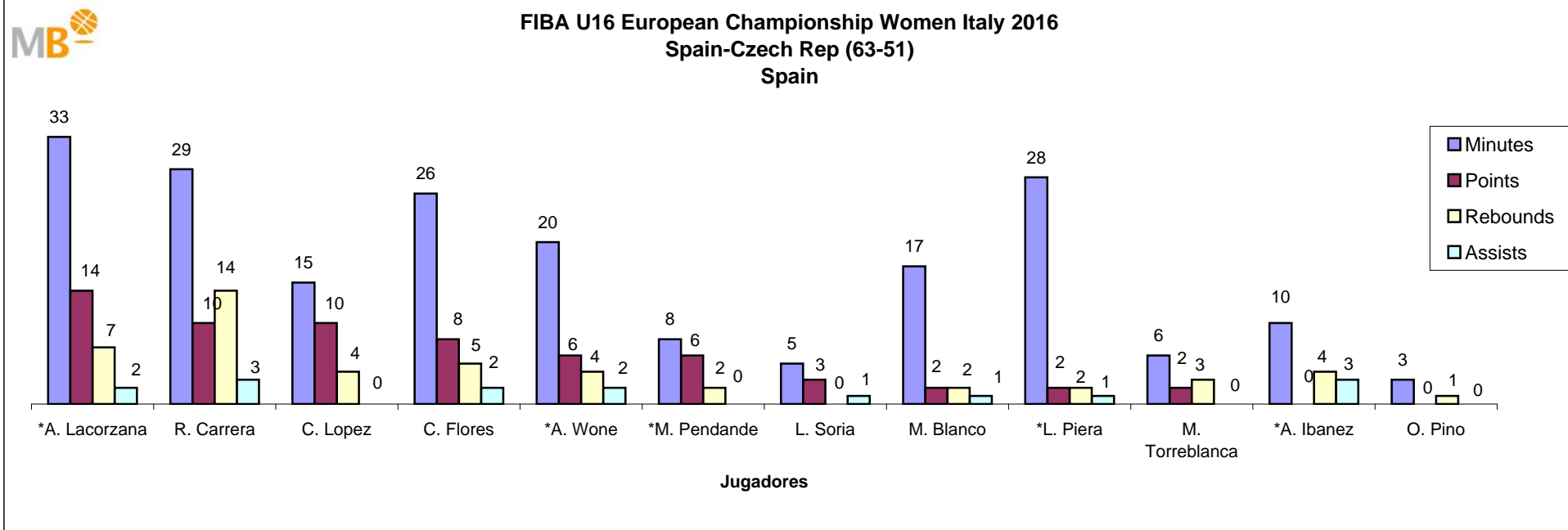
# FIBA U16 European Championship Women Italy 2016



Spain-Czech Rep (63-51)  
Quarter-Final

Q1	Q2	Q3	Q4
18	9	15	21
12	10	12	17

Spain		Shots					Rebounds			Video							
#	Players	Min	FG	2pts	3pts	FT	O	D	Tot	As	PF	To	St	BS	+/-	Ef	Pts
10	<u>*A. Lacorzana</u>	33	5/1338.5%	4/757.1%	1/616.7%	3/560%	0	7	7	2	1	2	2	1	7	14	14
6	<u>R. Carrera</u>	29	5/955.6%	5/955.6%	0/0-%	0/0-%	4	10	14	3	0	3	3	4	16	27	10
13	<u>C. Lopez</u>	15	4/1040%	4/850%	0/20%	2/2100%	3	1	4	0	2	1	1	0	12	8	10
15	<u>C. Flores</u>	26	3/742.9%	2/450%	1/333.3%	1/250%	1	4	5	2	1	1	2	0	15	11	8
11	<u>*A. Wone</u>	20	3/933.3%	3/933.3%	0/0-%	0/0-%	4	0	4	2	2	3	1	1	-1	5	6
12	<u>*M. Pendande</u>	8	3/560%	3/560%	0/0-%	0/0-%	1	1	2	0	2	0	0	0	-5	6	6
7	<u>L. Soria</u>	5	1/333.3%	0/10%	1/250%	0/0-%	0	0	0	1	0	1	0	0	5	1	3
4	<u>M. Blanco</u>	17	1/425%	1/425%	0/0-%	0/40%	0	2	2	1	4	1	2	0	3	-1	2
5	<u>*L. Piera</u>	28	0/60%	0/40%	0/20%	2/2100%	2	0	2	1	4	0	2	0	9	1	2
8	<u>M. Torreblanca</u>	6	1/250%	1/1100%	0/10%	0/0-%	0	3	3	0	0	1	1	0	-1	4	2
9	<u>*A. Ibanez</u>	10	0/30%	0/30%	0/0-%	0/0-%	1	3	4	3	0	0	0	0	1	4	0
14	<u>O. Pino</u>	3	0/10%	0/10%	0/0-%	0/0-%	1	0	1	0	0	0	0	0	-1	0	0
Team/Coaches							2	5	7		1	2					
<b>TOTALS</b>		<b>200</b>	<b>26/7236.1%</b>	<b>23/5641.1%</b>	<b>3/1618.8%</b>	<b>8/1553.3%</b>	<b>19</b>	<b>36</b>	<b>55</b>	<b>15</b>	<b>17</b>	<b>15</b>	<b>14</b>	<b>6</b>	<b>12</b>	<b>80</b>	<b>63</b>





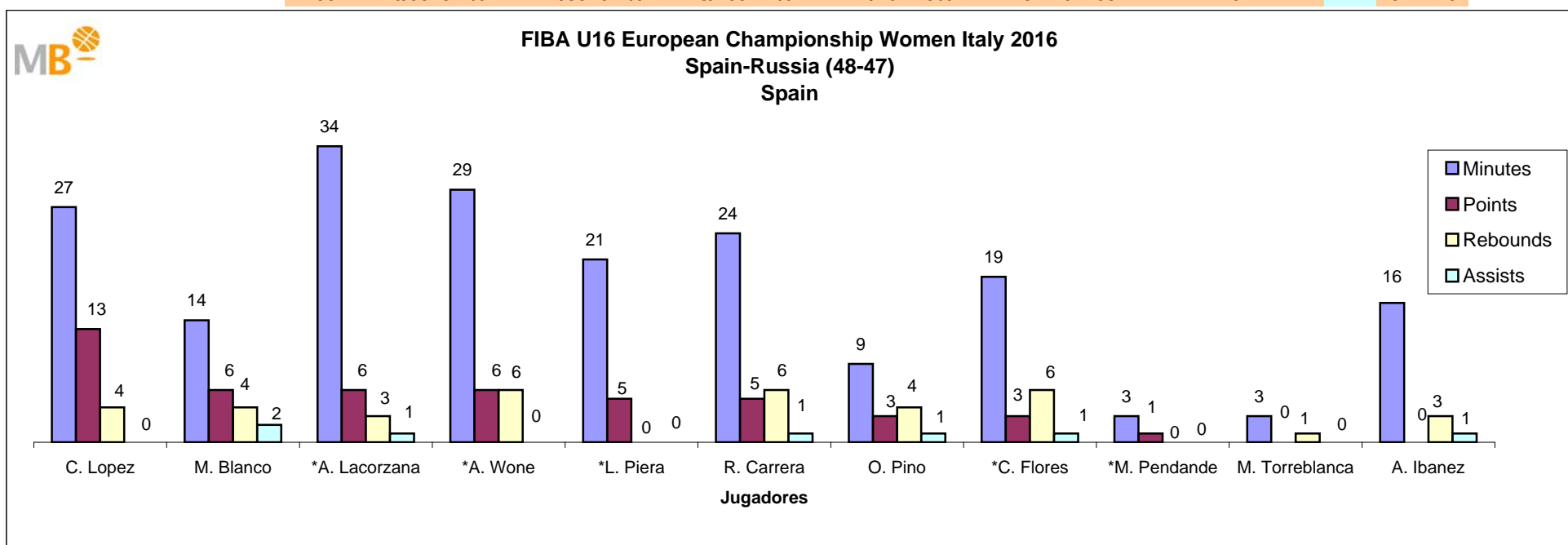
# FIBA U16 European Championship Women Italy 2016



Spain-Russia (48-47)  
Ronda de 16

Q1	Q2	Q3	Q4
11	15	14	8
9	19	10	9

#	Players	Min	Shots				Rebounds			Video				+/-	Ef	Pts	
			FG	2pts	3pts	FT	O	D	Tot	As	PF	To	St				BS
13	<u>C. Lopez</u>	27	6/1250%	5/955.6%	1/333.3%	0/20%	2	2	4	0	1	3	0	0	-2	6	13
4	<u>M. Blanco</u>	14	2/450%	2/366.7%	0/10%	2/2100%	2	2	4	2	2	1	1	0	10	10	6
10	<u>*A. Lacorzana</u>	34	2/1020%	0/40%	2/633.3%	0/0-%	0	3	3	1	1	4	2	0	-7	0	6
11	<u>*A. Wone</u>	29	2/728.6%	2/633.3%	0/10%	2/450%	1	5	6	0	4	4	1	0	0	2	6
5	<u>*L. Piera</u>	21	1/616.7%	0/50%	1/1100%	2/2100%	0	0	0	0	1	2	3	0	-2	1	5
6	<u>R. Carrera</u>	24	1/425%	1/425%	0/0-%	3/650%	2	4	6	1	1	1	2	2	0	9	5
14	<u>O. Pino</u>	9	1/1100%	1/1100%	0/0-%	1/250%	2	2	4	1	0	1	0	0	4	6	3
15	<u>*C. Flores</u>	19	1/520%	0/30%	1/250%	0/40%	3	3	6	1	1	2	1	0	-2	1	3
12	<u>*M. Pendande</u>	3	0/0-%	0/0-%	0/0-%	1/250%	0	0	0	0	0	1	0	0	-1	-1	1
8	<u>M. Torreblanca</u>	3	0/0-%	0/0-%	0/0-%	0/0-%	0	1	1	0	0	0	0	0	6	1	0
9	<u>A. Ibanez</u>	16	0/60%	0/40%	0/20%	0/20%	1	2	3	1	1	1	1	0	-1	-4	0
7	<u>L. Soria</u>	DNP															
Team/Coaches							0	2	2	0	0						
<b>TOTALS</b>		<b>200</b>	<b>16/5529.1%</b>	<b>11/3928.2%</b>	<b>5/1631.2%</b>	<b>11/2642.3%</b>	<b>13</b>	<b>26</b>	<b>39</b>	<b>7</b>	<b>12</b>	<b>20</b>	<b>11</b>	<b>2</b>	<b>1</b>	<b>31</b>	<b>48</b>



# FIBA U16 European Championship Women Italy 2016



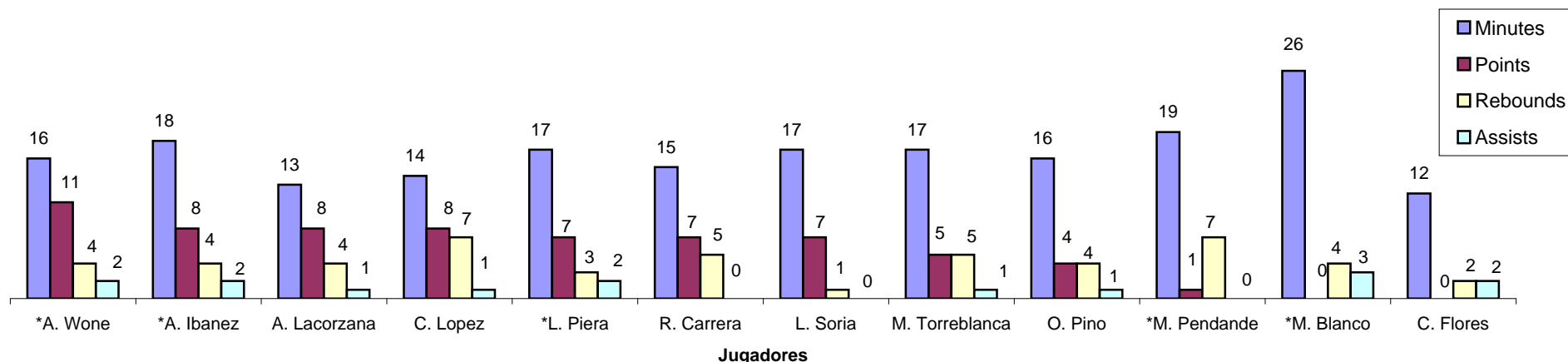
Portugal-Spain (28-66)  
Group Phase Game 03

Q1	Q2	Q3	Q4
9	2	8	9
25	8	16	17

Spain		Shots					Rebounds			Video							
#	Players	Min	FG	2pts	3pts	FT	O	D	Tot	As	PF	To	St	BS	+/-	Ef	Pts
11	<u>*A. Wone</u>	16	4/666.7%	4/666.7%	0/0-%	3/3100%	0	4	4	2	3	1	0	0	15	14	11
9	<u>*A. Ibanez</u>	18	3/650%	1/333.3%	2/366.7%	0/0-%	1	3	4	2	1	3	0	0	19	8	8
10	<u>A. Lacorzana</u>	13	3/742.9%	1/425%	2/366.7%	0/0-%	1	3	4	1	0	2	1	0	6	8	8
13	<u>C. Lopez</u>	14	4/666.7%	4/666.7%	0/0-%	0/20%	2	5	7	1	2	2	1	0	15	11	8
5	<u>*L. Piera</u>	17	1/250%	1/250%	0/0-%	5/683.3%	0	3	3	2	0	1	3	0	24	12	7
6	<u>R. Carrera</u>	15	3/3100%	3/3100%	0/0-%	1/333.3%	0	5	5	0	1	0	1	1	24	12	7
7	<u>L. Soria</u>	17	3/650%	2/366.7%	1/333.3%	0/20%	0	1	1	0	1	3	0	0	1	0	7
8	<u>M. Torreblanca</u>	17	2/540%	1/1100%	1/425%	0/0-%	1	4	5	1	2	2	1	0	14	7	5
14	<u>O. Pino</u>	16	2/450%	2/450%	0/0-%	0/30%	1	3	4	1	0	2	0	0	15	2	4
12	<u>*M. Pendande</u>	19	0/10%	0/10%	0/0-%	1/250%	3	4	7	0	2	8	1	0	7	-1	1
4	<u>*M. Blanco</u>	26	0/30%	0/20%	0/10%	0/20%	0	4	4	3	1	3	4	0	32	3	0
15	<u>C. Flores</u>	12	0/20%	0/10%	0/10%	0/0-%	0	2	2	2	0	1	0	0	18	1	0
Team/Coaches							1	3	4		0	0					
<b>TOTALS</b>		<b>200</b>	<b>25/5149%</b>	<b>19/3652.8%</b>	<b>6/1540%</b>	<b>10/2343.5%</b>	<b>10</b>	<b>44</b>	<b>54</b>	<b>15</b>	<b>13</b>	<b>28</b>	<b>12</b>	<b>1</b>	<b>38</b>	<b>77</b>	<b>66</b>



FIBA U16 European Championship Women Italy 2016  
Portugal-Spain (28-66)  
Spain



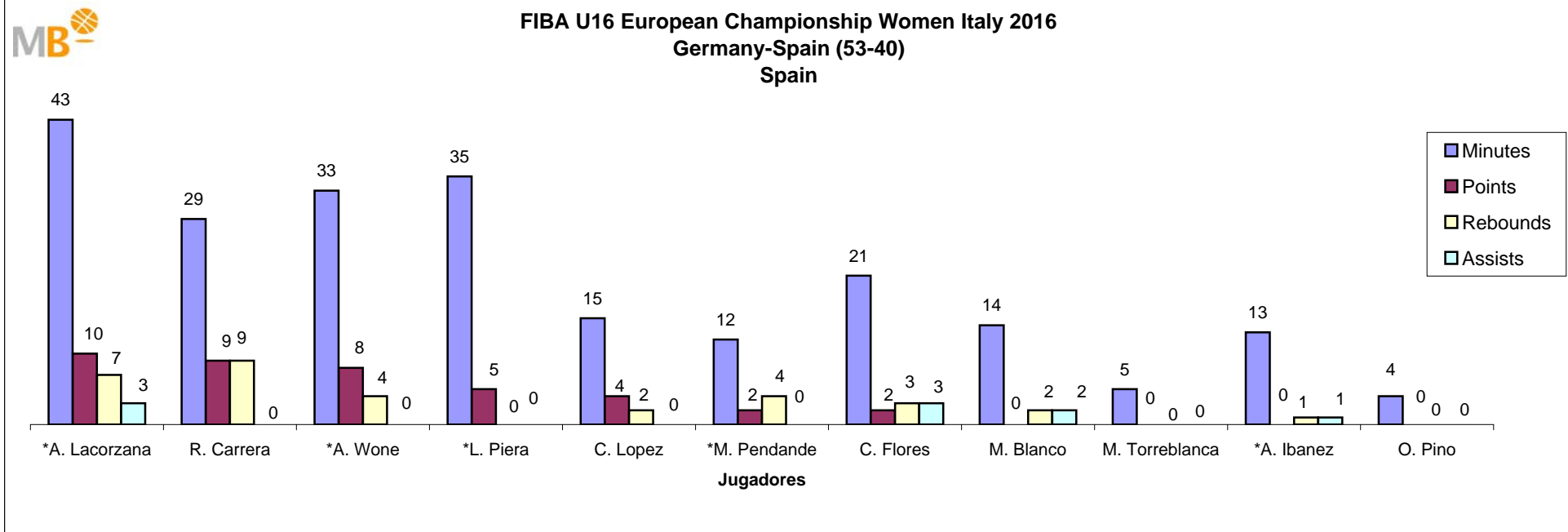
# FIBA U16 European Championship Women Italy 2016



Germany-Spain (53-40)  
Group Phase Game 02

Q1	Q2	Q3	Q4	O
15	5	9	11	13
15	8	10	7	0

Spain		Shots					Rebounds					Video					
#	Players	Min	FG	2pts	3pts	FT	O	D	Tot	As	PF	To	St	BS	+/-	Ef	Pts
10	<u>*A. Lacorzana</u>	43	5/1533.3%	5/1338.5%	0/20%	0/0-%	0	7	7	3	1	6	1	2	-12	7	10
6	<u>R. Carrera</u>	29	3/560%	3/560%	0/0-%	3/560%	5	4	9	0	4	2	2	1	1	15	9
11	<u>*A. Wone</u>	33	4/1526.7%	4/1040%	0/50%	0/0-%	2	2	4	0	4	2	1	1	-7	1	8
5	<u>*L. Piera</u>	35	1/128.3%	0/70%	1/520%	2/450%	0	0	0	0	1	1	3	0	-5	-6	5
13	<u>C. Lopez</u>	15	2/728.6%	2/540%	0/20%	0/0-%	1	1	2	0	1	0	2	0	-12	3	4
12	<u>*M. Pendande</u>	12	1/333.3%	1/333.3%	0/0-%	0/30%	3	1	4	0	5	0	0	0	-8	1	2
15	<u>C. Flores</u>	21	1/333.3%	1/333.3%	0/0-%	0/0-%	2	1	3	3	5	0	2	0	12	8	2
4	<u>M. Blanco</u>	14	0/40%	0/10%	0/30%	0/0-%	1	1	2	2	2	2	1	0	-12	-1	0
8	<u>M. Torreblanca</u>	5	0/20%	0/0-%	0/20%	0/0-%	0	0	0	0	0	1	0	0	-11	-3	0
9	<u>*A. Ibanez</u>	13	0/30%	0/20%	0/10%	0/0-%	1	0	1	1	2	0	1	0	-5	0	0
14	<u>O. Pino</u>	4	0/10%	0/10%	0/0-%	0/20%	0	0	0	0	1	0	1	1	-6	-1	0
7	L. Soria	DNP															
Team/Coaches							1	2	3		0	4					
<b>TOTALS</b>		<b>225</b>	<b>17/7024.3%</b>	<b>16/5032%</b>	<b>1/205%</b>	<b>5/1435.7%</b>	<b>16</b>	<b>19</b>	<b>35</b>	<b>9</b>	<b>26</b>	<b>18</b>	<b>14</b>	<b>5</b>	<b>-13</b>	<b>24</b>	<b>40</b>



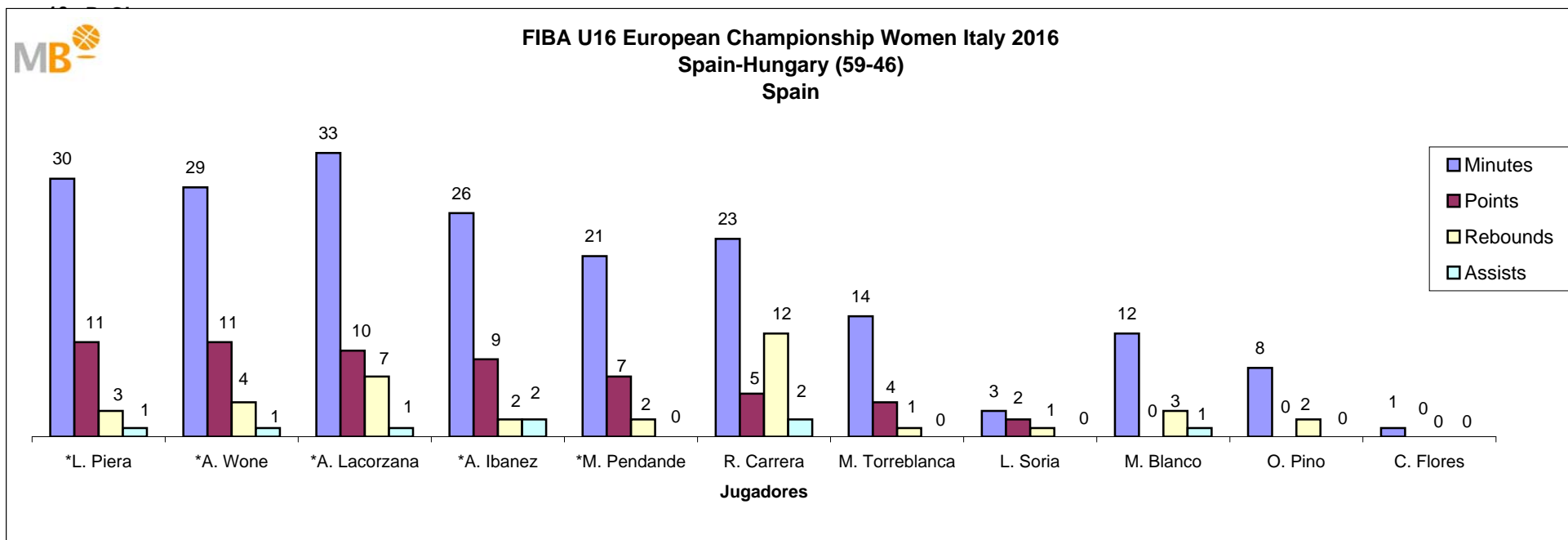
# FIBA U16 European Championship Women Italy 2016



Spain-Hungary (59-46)  
Group Phase Game 01

Q1	Q2	Q3	Q4
17	19	13	10
10	12	12	12

Spain		Shots					Rebounds			Video							
#	Players	Min	FG	2pts	3pts	FT	O	D	Tot	As	PF	To	St	BS	+/-	Ef	Pts
5	<u>*L. Piera</u>	30	5/7 71.4%	4/6 66.7%	1/1 100%	0/0 -%	2	1	3	1	2	1	2	0	5	14	11
11	<u>*A. Wone</u>	29	5/13 38.5%	5/11 45.5%	0/2 0%	1/1 100%	2	2	4	1	2	2	1	0	9	7	11
10	<u>*A. Lacorzana</u>	33	2/11 18.2%	1/7 14.3%	1/4 25%	5/5 100%	1	6	7	1	3	2	5	0	17	12	10
9	<u>*A. Ibanez</u>	26	2/9 22.2%	1/4 25%	1/5 20%	4/4 100%	0	2	2	2	4	0	1	0	13	7	9
12	<u>*M. Pendande</u>	21	3/5 60%	3/5 60%	0/0 -%	1/2 50%	0	2	2	0	4	6	1	2	7	3	7
6	<u>R. Carrera</u>	23	2/5 40%	2/5 40%	0/0 -%	1/5 20%	8	4	12	2	1	4	5	0	0	13	5
8	<u>M. Torreblanca</u>	14	1/6 16.7%	0/4 0%	1/2 50%	1/2 50%	1	0	1	0	1	0	0	0	13	-1	4
7	<u>L. Soria</u>	3	1/2 50%	1/1 100%	0/1 0%	0/0 -%	0	1	1	0	1	1	0	0	1	1	2
4	<u>M. Blanco</u>	12	0/2 0%	0/1 0%	0/1 0%	0/0 -%	1	2	3	1	0	1	1	0	-2	2	0
14	<u>O. Pino</u>	8	0/3 0%	0/3 0%	0/0 -%	0/0 -%	0	2	2	0	0	0	0	0	2	-1	0
15	<u>C. Flores</u>	1	0/0 -%	0/0 -%	0/0 -%	0/0 -%	0	0	0	0	0	0	0	0	0	0	0
13	<u>C. Lopez</u>	DNP															
Team/Coaches							3	3	6		0	0					
<b>TOTALS</b>		<b>200</b>	<b>21/63 33.3%</b>	<b>17/47 36.2%</b>	<b>4/16 25%</b>	<b>13/19 68.4%</b>	<b>18</b>	<b>25</b>	<b>43</b>	<b>8</b>	<b>18</b>	<b>17</b>	<b>16</b>	<b>2</b>	<b>13</b>	<b>57</b>	<b>59</b>





## FIBA U16 European Championship Women Udine, Italy 2016



FIBA  
U16 WOMEN'S EUROPEAN  
CHAMPIONSHIP 2016

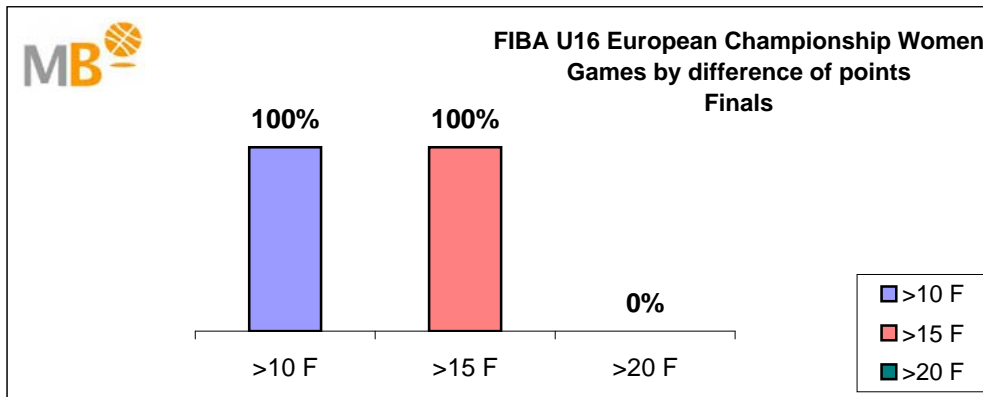
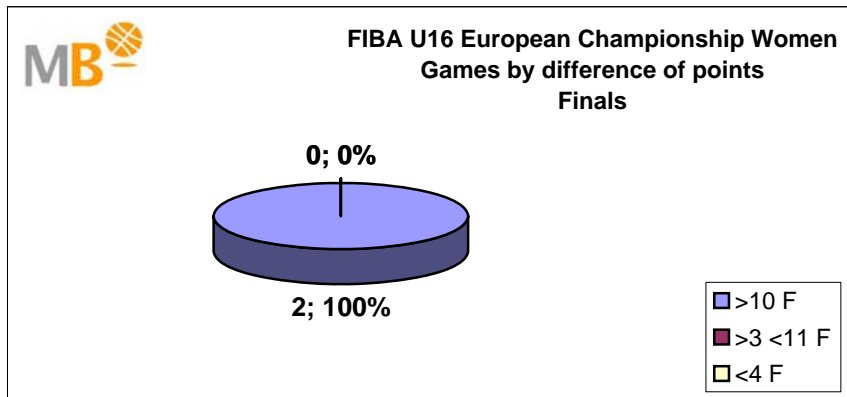


# FIBA U16 European Championship Women Italy 2016

Finals



Games	Score	1Q	2Q	3Q	4Q	O	O	T	T	E2°Q	E3°Q	>10 2°	>10 3°	>10 F	>3 <11 F	<4 F	
1 France-Italy	<u>68-50</u>	17	6	23	13	11	18	17	13	68	50	40	19	51	37	1	0
2 Germany-Spain	<u>48-64</u>	12	15	15	17	10	20	11	12	48	64	27	32	37	52	0	0
												1	2	2	0	0	



Classification (1-4)	Category	Description
1	>10 F	Games finished with a difference of more than 10 points
2	>15 F	Games finished with a difference of more than 15 points
3	>20 F	Games finished with a difference of more than 20 points
4	>3<11 F	Games finished with a difference between 4 and 10 points
	<4F	Games finished with a difference of less than 4 points

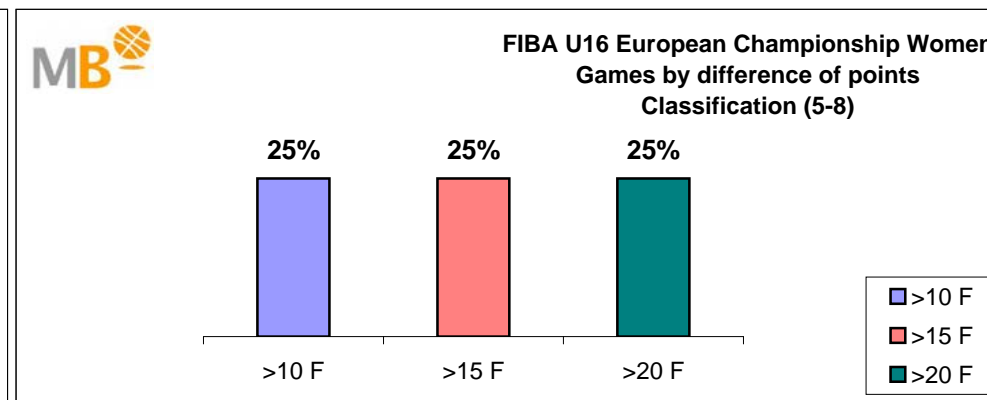
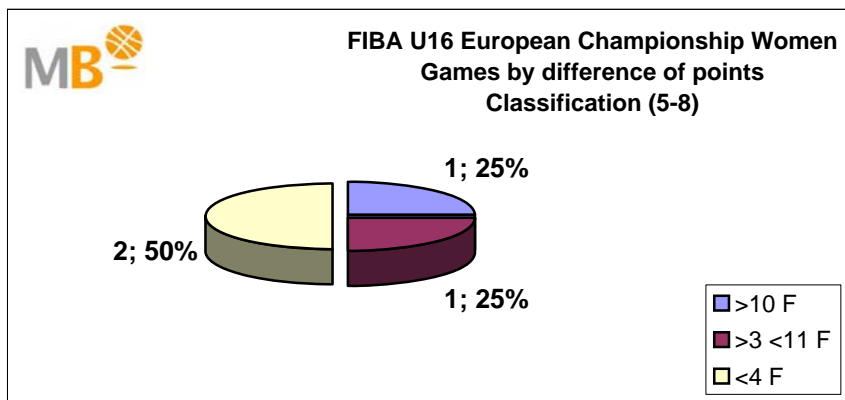


# FIBA U16 European Championship Women Italy 2016

## Classification (5-8)



Games	Score	1Q	2Q	3Q	4Q	O	O	T	T	E2°Q	E3°Q	>10 2°	>10 3°	>10 F	>3 <11 F	<4 F	
1 Belarus-Lithuania	<b>68-71</b>	13	15	15	19	16	19	24	18	68	71	28	34	44	53	0	1
2 Czech Republic-Croatia	<b>41-50</b>	11	13	6	11	13	11	11	15	41	50	17	24	30	35	0	0
3 Belarus-Czech Republic	<b>58-84</b>	13	35	17	14	14	14	14	21	58	84	30	49	44	63	1	0
4 Lithuania-Croatia	<b>51-54</b>	17	21	6	15	15	7	13	11	51	54	23	36	38	43	1	1
												<b>2</b>	<b>1</b>	<b>1</b>	<b>1</b>	<b>2</b>	



- |   |                |         |  |
|---|----------------|---------|--|
| 5 | Croatia        | >10 F   | Games finished with a difference of more than 10 points  |
| 6 | Lithuania      | >15 F   | Games finished with a difference of more than 15 points  |
| 7 | Czech Republic | >20 F   | Games finished with a difference of more than 20 points  |
| 8 | Belarus        | >3<11 F | Games finished with a difference between 4 and 10 points |
|   |                | <4F     | Games finished with a difference of less than 4 points   |

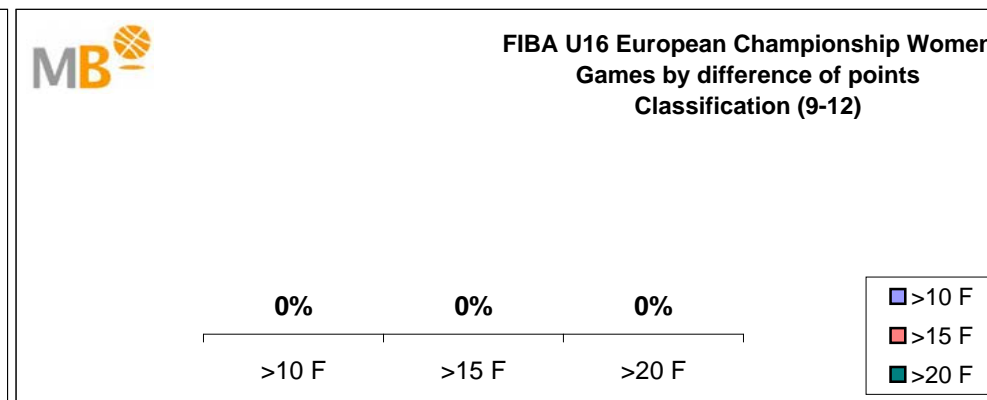
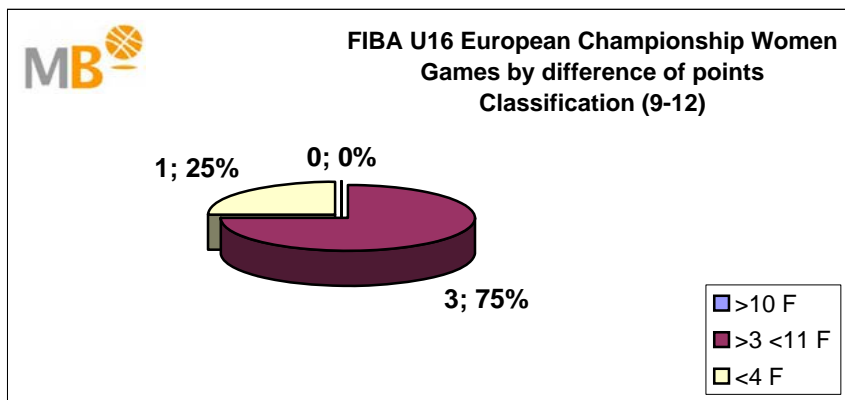


# FIBA U16 European Championship Women Italy 2016

## Classification (9-12)



Games	Score	1Q	2Q	3Q	4Q	O	O	T	T	E2°Q	E3°Q	>10 2°	>10 3°	>10 F	>3 <11 F	<4 F	
1 Turkey-Hungary	<b>63-56</b>	17	11	20	9	13	14	13	22	63	56	37	20	50	34	1	0
2 Russia-Latvia	<b>65-68</b>	14	11	18	21	19	14	14	22	65	68	32	32	51	46	0	1
3 Hungary-Russia	<b>56-63</b>	12	8	13	17	12	17	19	21	56	63	25	25	37	42	0	0
4 Turkey-Latvia	<b>60-56</b>	20	15	15	14	15	9	10	18	60	56	35	29	50	38	0	1
												<b>1</b>	<b>2</b>	<b>0</b>	<b>3</b>	<b>1</b>	



Classification (9-12)	Category	Description
9	Turkey	>10 F Games finished with a difference of more than 10 points
10	Latvia	>15 F Games finished with a difference of more than 15 points
11	Russia	>20 F Games finished with a difference of more than 20 points
12	Hungary	>3<11 F Games finished with a difference between 4 and 10 points
		<4F Games finished with a difference of less than 4 points



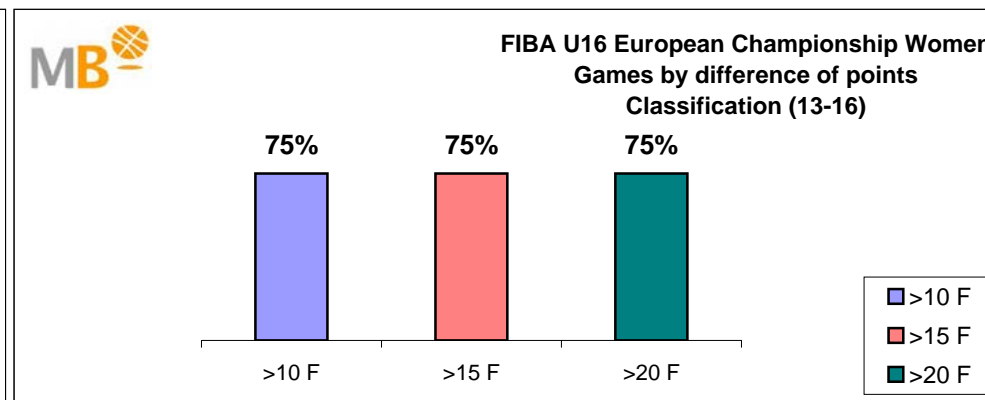
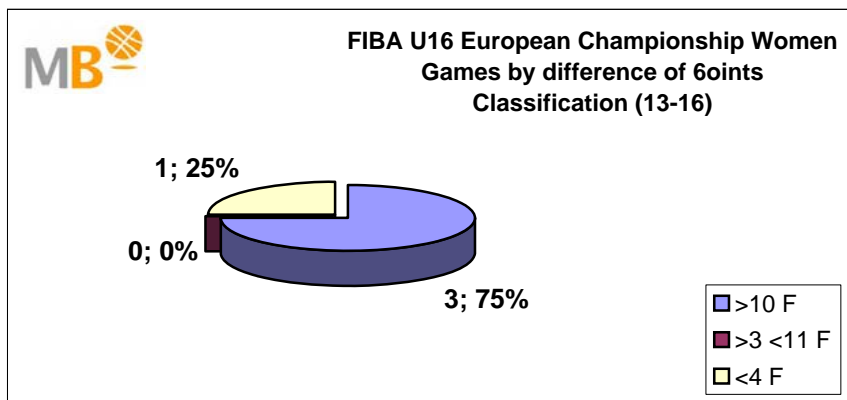


# FIBA U16 European Championship Women Italy 2016

## Classification (13-16)



Games	Score	1Q	2Q	3Q	4Q	O	O	T	T	E2°Q	E3°Q	>10 2°	>10 3°	>10 F	>3 <11 F	<4 F				
1 Sweden-Serbia	<u>51-79</u>	7	18	4	24	25	13	15	24	51	79	11	42	36	55	1	1	1	0	0
2 Slovak Republic-Portugal	<u>51-88</u>	16	14	7	22	9	22	19	30	51	88	23	36	32	58	1	1	1	0	0
3 Sweden-Slovak Republic	<u>73-49</u>	18	22	18	2	18	13	19	12	73	49	36	24	54	37	1	1	1	0	0
4 Serbia-Portugal	<u>77-74</u>	13	12	12	19	30	15	22	28	77	74	25	31	55	46	0	0	0	0	1
												<b>3</b>	<b>3</b>	<b>3</b>	<b>0</b>	<b>1</b>				



Classification (13-16)	Category	Description
13	Serbia	>10 F Games finished with a difference of more than 10 points
14	Portugal	>15 F Games finished with a difference of more than 15 points
15	Sweden	>20 F Games finished with a difference of more than 20 points
16	Slovak Republic	>3<11 F Games finished with a difference between 4 and 10 points
		<4F Games finished with a difference of less than 4 points

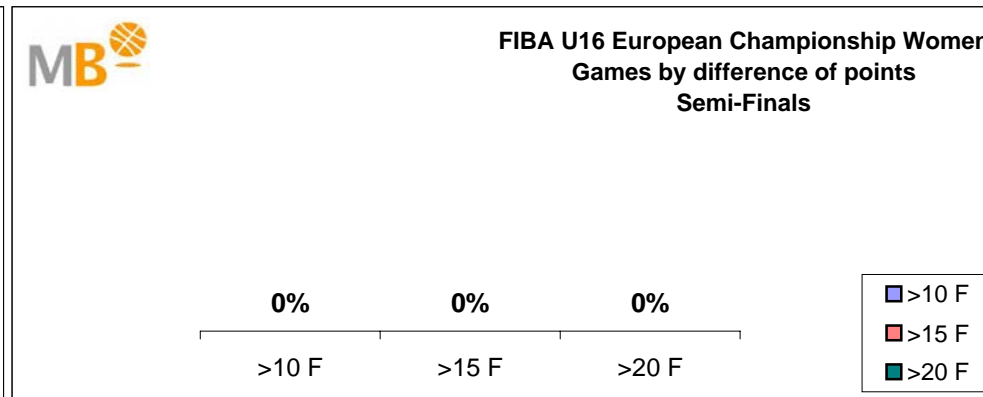
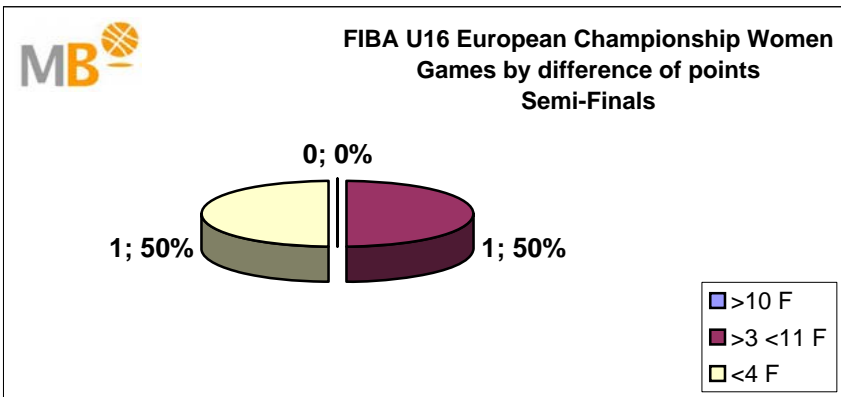


# FIBA U16 European Championship Women Italy 2016

## Semi-Finals



Games	Score	1Q	2Q	3Q	4Q	O	O	T	T	E2°Q	E3°Q	>10 2°	>10 3°	>10 F	>3 <11 F	<4 F						
1 Germany-France	<u>44-43</u>	9	12	7	7	9	10	19	14			44	43	16	19	25	29	0	0	0	0	1
2 Spain-Italy	<u>57-49</u>	9	13	15	15	19	7	14	14			57	49	24	28	43	35	0	0	0	1	0
																		0	0	0	1	1



- >10 F Games finished with a difference of more than 10 points
- >15 F Games finished with a difference of more than 15 points
- >20 F Games finished with a difference of more than 20 points
- >3<11 F Games finished with a difference between 4 and 10 points
- <4F Games finished with a difference of less than 4 points

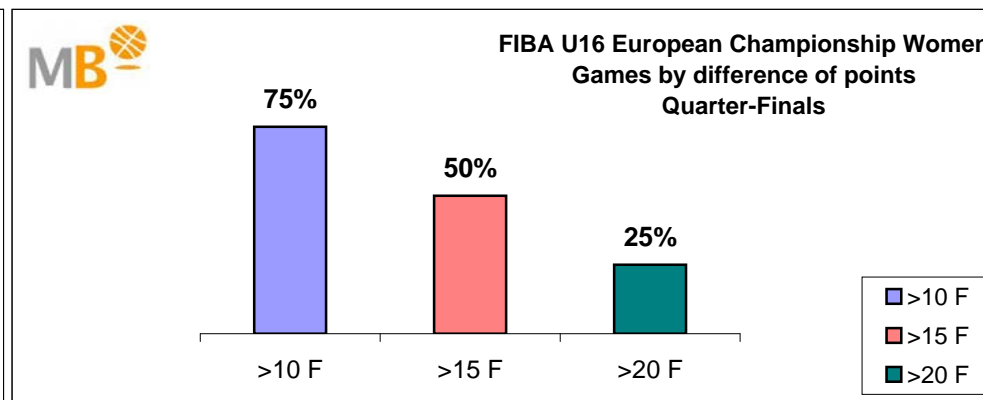
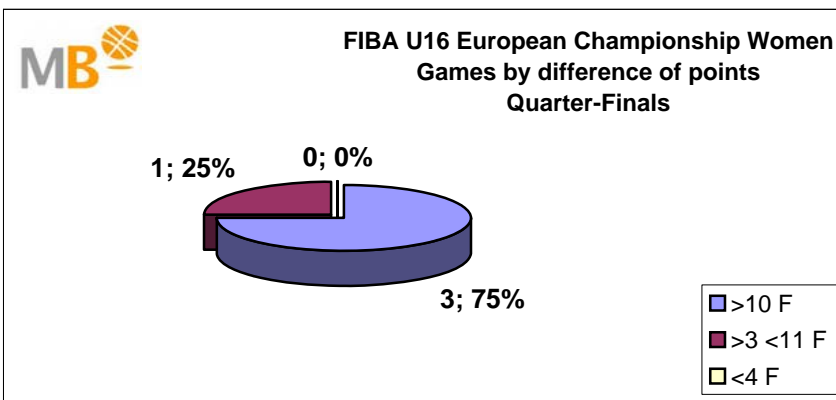


# FIBA U16 European Championship Women Italy 2016

## Quarter-Finals



Games	Score	1Q	2Q	3Q	4Q	O	O	T	T	E2 <sup>o</sup> Q	E3 <sup>o</sup> Q	>10 2 <sup>o</sup>	>10 3 <sup>o</sup>	>10 F	>3 <11 F	<4 F				
1 <b>Germany-Belarus</b>	<b>69-53</b>	16	12	22	6	12	11	19	24	69	53	38	18	50	29	1	1	1	0	0
2 <b>Lithuania-France</b>	<b>36-76</b>	16	22	5	22	7	14	8	18	36	76	21	44	28	58	1	1	1	0	0
3 <b>Spain-Czech Republic</b>	<b>63-51</b>	18	12	9	10	15	12	21	17	63	51	27	22	42	34	0	0	1	0	0
4 <b>Italy-Croatia</b>	<b>50-45</b>	7	14	16	15	18	4	9	12	50	45	23	29	41	33	0	0	0	1	0
												<b>2</b>	<b>2</b>	<b>3</b>	<b>1</b>	<b>0</b>				



- >10 F** Games finished with a difference of more than 10 points
- >15 F** Games finished with a difference of more than 15 points
- >20 F** Games finished with a difference of more than 20 points
- >3<11 F** Games finished with a difference between 4 and 10 points
- <4F** Games finished with a difference of less than 4 points

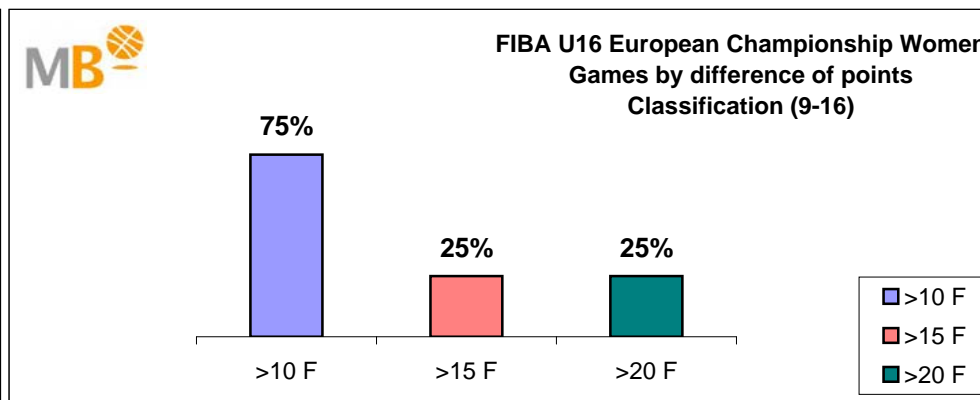
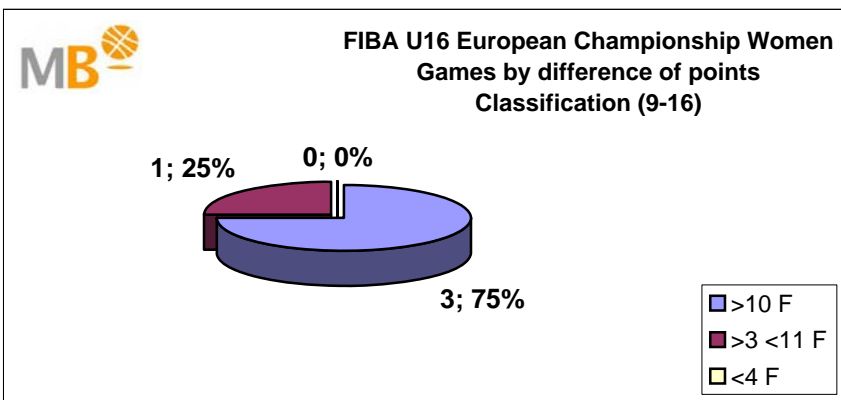


# FIBA U16 European Championship Women Italy 2016

## Classification (9-16)



Games	Score	1Q	2Q	3Q	4Q	O	O	T	T	E2 <sup>o</sup> Q	E3 <sup>o</sup> Q	>10 2 <sup>o</sup>	>10 3 <sup>o</sup>	>10 F	>3 <11 F	<4 F	
1 Turkey-Sweden	<b>66-53</b>	17	18	11	8	15	13	23	14	66	53	28	26	43	39	0	0
2 Hungary-Serbia	<b>68-59</b>	17	19	14	11	17	10	20	19	68	59	31	30	48	40	0	0
3 Russia-Slovak Republic	<b>72-60</b>	14	7	15	16	24	13	19	24	72	60	29	23	53	36	0	0
4 Portugal-Latvia	<b>32-58</b>	13	21	7	14	7	2	5	21	32	58	20	35	27	37	1	0
												<b>1</b>	<b>1</b>	<b>3</b>	<b>1</b>	<b>0</b>	



- >10 F** Games finished with a difference of more than 10 points
- >15 F** Games finished with a difference of more than 15 points
- >20 F** Games finished with a difference of more than 20 points
- >3<11 F** Games finished with a difference between 4 and 10 points
- <4F** Games finished with a difference of less than 4 points

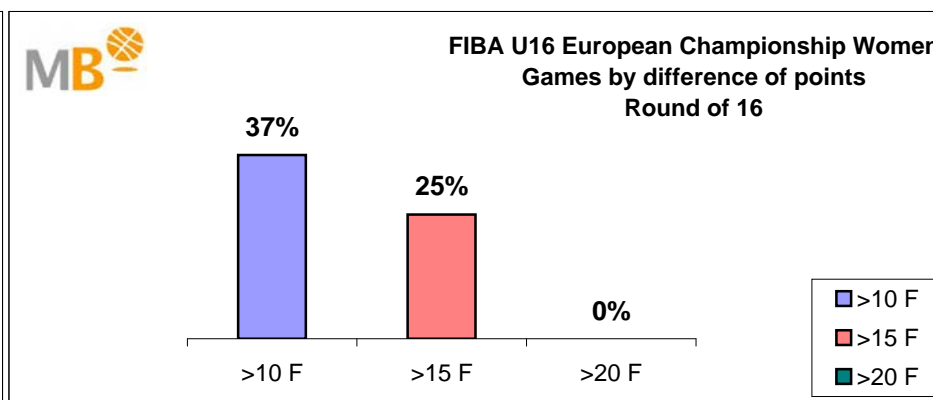
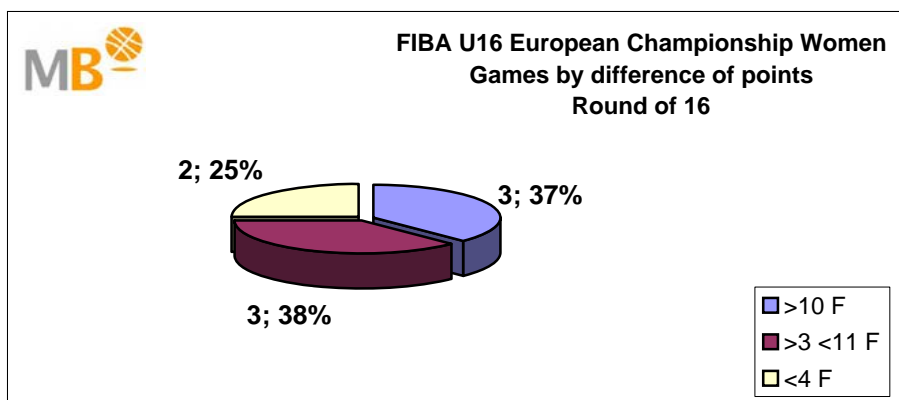


# FIBA U16 European Championship Women Italy 2016

Round of 16



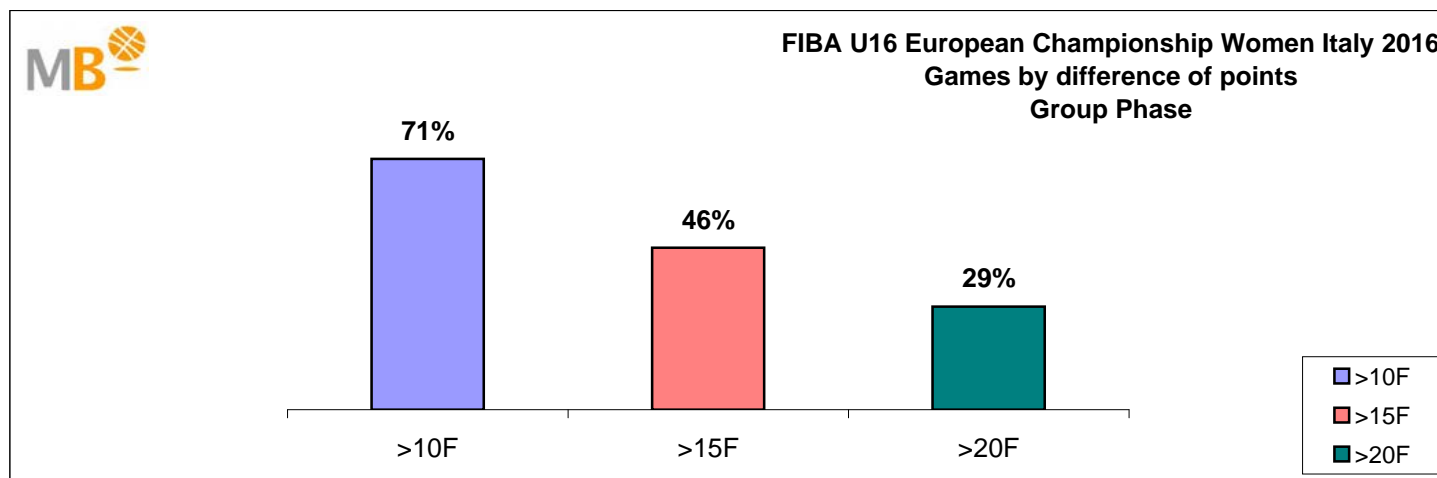
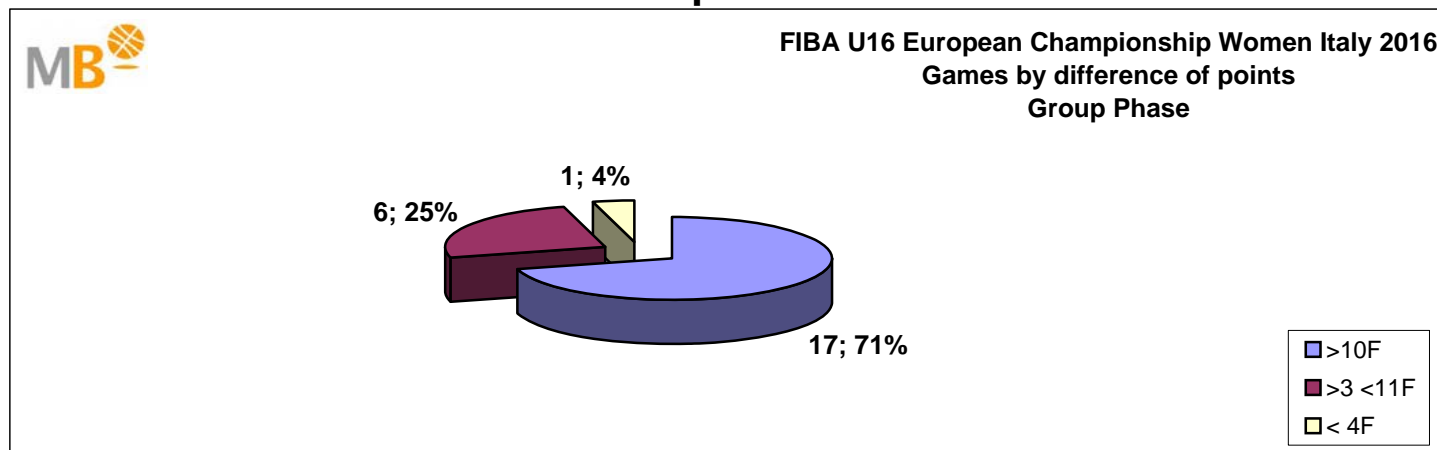
Games	Score	1Q	2Q	3Q	4Q	O	O	T	T	E2°Q	E3°Q	>10 2°	>10 3°	>10 F	>3 <11 F	<4 F	
1 <b>Germany-Turkey</b>	<b>63-43</b>	15	11	20	9	19	9	9	14	<b>63</b>	<b>43</b>	35	20	54	29	1	0
2 <b>Belarus-Sweden</b>	<b>62-56</b>	14	7	11	8	20	21	17	20	<b>62</b>	<b>56</b>	25	15	45	36	0	1
3 <b>Spain-Russia</b>	<b>48-47</b>	11	9	15	19	14	10	8	9	<b>48</b>	<b>47</b>	26	28	40	38	0	1
4 <b>Czech Rep-Slovak Rep</b>	<b>65-47</b>	18	18	18	10	17	15	12	4	<b>65</b>	<b>47</b>	36	28	53	43	0	0
5 <b>Lithuania-Hungary</b>	<b>74-72</b>	19	15	22	22	15	19	18	16	<b>74</b>	<b>72</b>	41	37	56	56	0	1
6 <b>Croatia-Latvia</b>	<b>53-49</b>	20	9	11	12	5	17	17	11	<b>53</b>	<b>49</b>	31	21	36	38	0	1
7 <b>Italy-Portugal</b>	<b>60-51</b>	21	11	11	12	20	17	8	11	<b>60</b>	<b>51</b>	32	23	52	40	0	1
8 <b>France-Serbia</b>	<b>85-50</b>	27	12	19	11	21	6	18	21	<b>85</b>	<b>50</b>	46	23	67	29	1	0
												<b>2</b>	<b>3</b>	<b>3</b>	<b>3</b>	<b>2</b>	



- >10 F** Games finished with a difference of more than 10 points
- >15 F** Games finished with a difference of more than 15 points
- >20 F** Games finished with a difference of more than 20 points
- >3<11 F** Games finished with a difference between 4 and 10 points
- <4F** Games finished with a difference of less than 4 points



## FIBA U16 European Championship Women Italy 2016 Group Phase



- >10 F** Games finished with a difference of more than 10 points
- >15 F** Games finished with a difference of more than 15 points
- >20 F** Games finished with a difference of more than 20 points
- >3<11 F** Games finished with a difference between 4 and 10 points
- <4 F** Games finished with a difference of less than 4 points

**Games: 24**

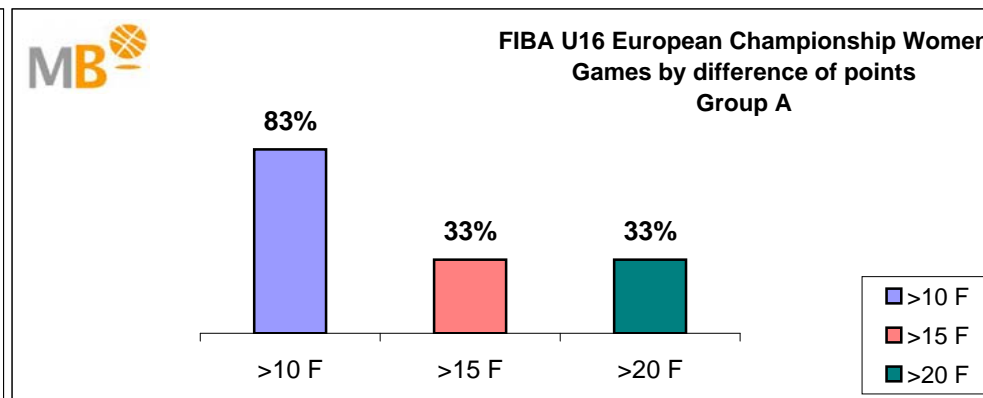
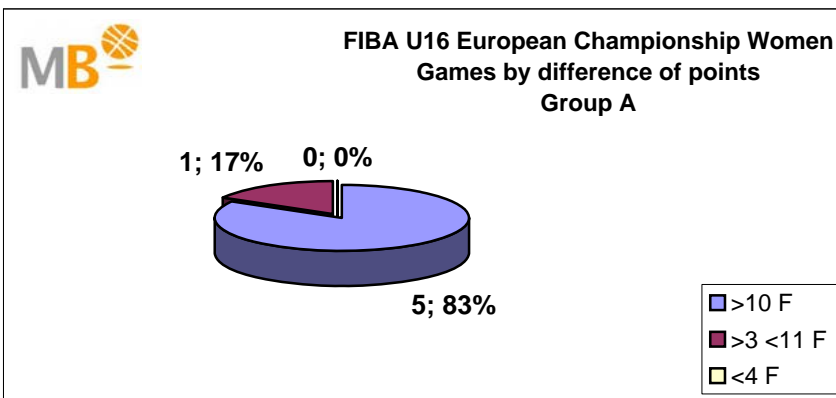
**09-Aug-16**

# FIBA U16 European Championship Women Italy 2016

## GROUP A



Games	Score	1Q	2Q	3Q	4Q	O	O	T	T	E2 <sup>o</sup> Q	E3 <sup>o</sup> Q	>10 2 <sup>o</sup>	>10 3 <sup>o</sup>	>10 F	>3 <11 F	<4 F						
1 Portugal-Germany	<u>51-72</u>	9	24	7	19	11	12	24	17			51	72	16	43	27	55	1	1	1	0	0
2 Spain-Hungary	<u>59-46</u>	17	10	19	12	13	12	10	12			59	46	36	22	49	34	1	1	1	0	0
3 Hungary-Portugal	<u>59-48</u>	12	21	16	8	15	8	16	11			59	48	28	29	43	37	0	0	1	0	0
4 Germany-Spain	<u>53-40</u>	15	15	5	8	9	10	11	7	13	0	53	40	20	23	29	33	0	0	1	0	0
5 Hungary-Germany	<u>63-72</u>	8	15	19	21	21	16	15	20			63	72	27	36	48	52	0	0	0	1	0
6 Portugal-Spain	<u>28-66</u>	9	25	2	8	8	16	9	17			28	66	11	33	19	49	1	1	1	0	0
																		<b>3</b>	<b>3</b>	<b>5</b>	<b>1</b>	<b>0</b>



- >10 F** Games finished with a difference of more than 10 points
- >15 F** Games finished with a difference of more than 15 points
- >20 F** Games finished with a difference of more than 20 points
- >3 <11 F** Games finished with a difference between 4 and 10 points
- <4F** Games finished with a difference of less than 4 points

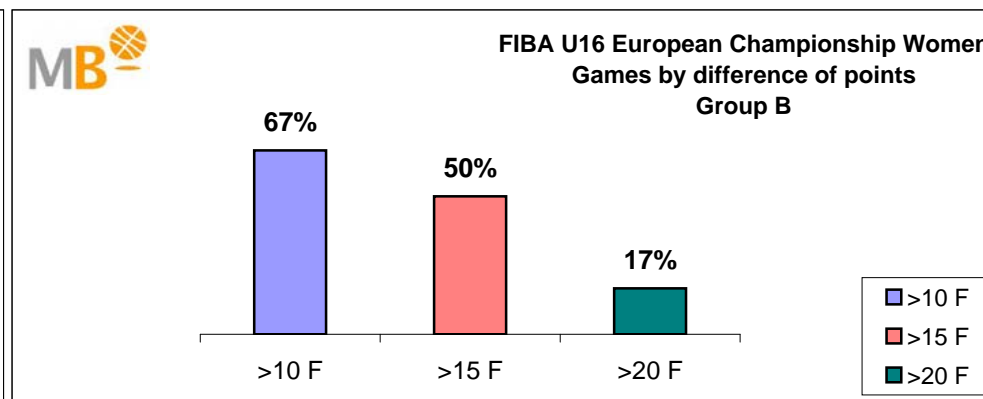
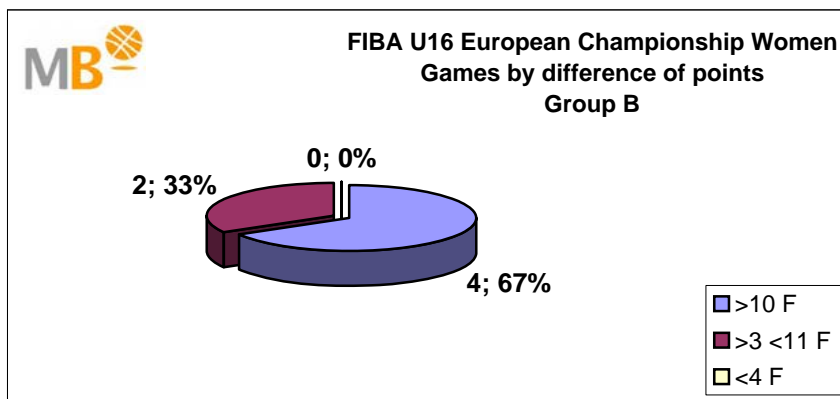


# FIBA U16 European Championship Women Italy 2016

## GROUP B



Games	Score	1Q	2Q	3Q	4Q	O	O	T	T	E2 <sup>o</sup> Q	E3 <sup>o</sup> Q	>10 2 <sup>o</sup>	>10 3 <sup>o</sup>	>10 F	>3 <11 F	<4 F						
1 Turkey-Lithuania	<u>60-77</u>	22	21	6	20	15	17	17	19			60	77	28	41	43	58	1	1	1	0	0
2 Russia-Italy	<u>43-60</u>	9	9	13	20	14	19	7	12			43	60	22	29	36	48	0	1	1	0	0
3 Lithuania-Russia	<u>85-75</u>	24	20	25	17	17	17	9	21	10	0	85	75	49	37	66	54	1	1	0	1	0
4 Italy-Turkey	<u>75-47</u>	25	10	16	8	19	17	15	12			75	47	41	18	60	35	1	1	1	0	0
5 Turkey-Russia	<u>54-67</u>	14	18	15	13	13	17	12	19			54	67	29	31	42	48	0	0	1	0	0
6 Italy-Lithuania	<u>80-70</u>	17	11	18	23	23	14	22	22			80	70	35	34	58	48	0	0	0	1	0
												<b>3</b>	<b>4</b>	<b>4</b>	<b>2</b>	<b>0</b>						



- >10 F** Games finished with a difference of more than 10 points
- >15 F** Games finished with a difference of more than 15 points
- >20 F** Games finished with a difference of more than 20 points
- >3 <11 F** Games finished with a difference between 4 and 10 points
- <4F** Games finished with a difference of less than 4 points



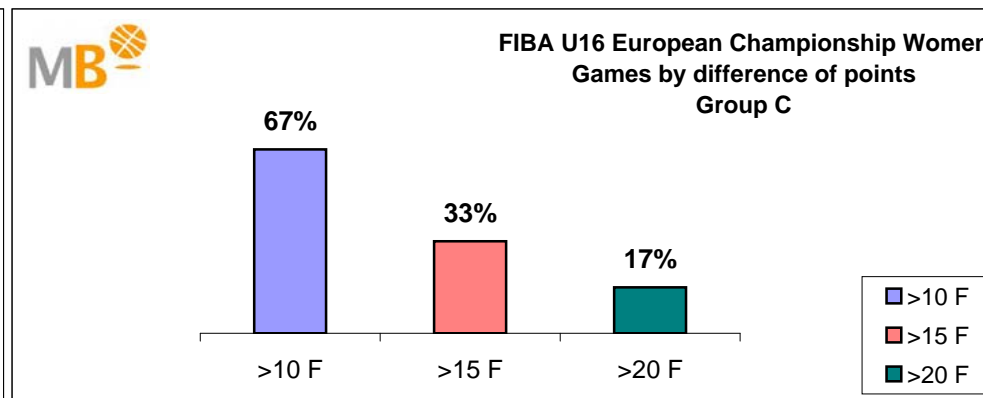
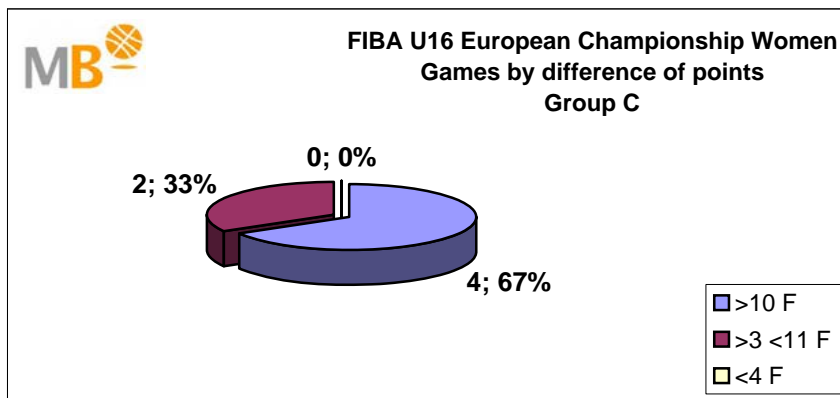


# FIBA U16 European Championship Women Italy 2016

## GROUP C



Games	Score	1Q	2Q	3Q	4Q	O	O	T	T	E2°Q	E3°Q	>10 2°	>10 3°	>10 F	>3 <11 F	<4 F				
1 Serbia-Belarus	<u>74-92</u>	19	25	17	24	18	26	20	17	74	92	36	49	54	75	1	1	1	0	0
2 Czech Republic-Latvia	<u>58-45</u>	13	12	16	5	13	14	16	14	58	45	29	17	42	31	1	1	1	0	0
3 Belarus-Czech Republic	<u>46-79</u>	14	13	8	16	12	22	12	28	46	79	22	29	34	51	0	1	1	0	0
4 Latvia-Serbia	<u>70-61</u>	13	14	11	15	26	17	20	15	70	61	24	29	50	46	0	0	0	1	0
5 Latvia-Belarus	<u>56-61</u>	11	14	20	12	16	25	9	10	56	61	31	26	47	51	0	0	0	1	0
6 Serbia-Czech Republic	<u>63-78</u>	18	21	17	12	17	24	11	21	63	78	35	33	52	57	0	0	1	0	0
												<b>2</b>	<b>3</b>	<b>4</b>	<b>2</b>	<b>0</b>				



- >10 F** Games finished with a difference of more than 10 points
- >15 F** Games finished with a difference of more than 15 points
- >20 F** Games finished with a difference of more than 20 points
- >3<11 F** Games finished with a difference between 4 and 10 points
- <4F** Games finished with a difference of less than 4 points

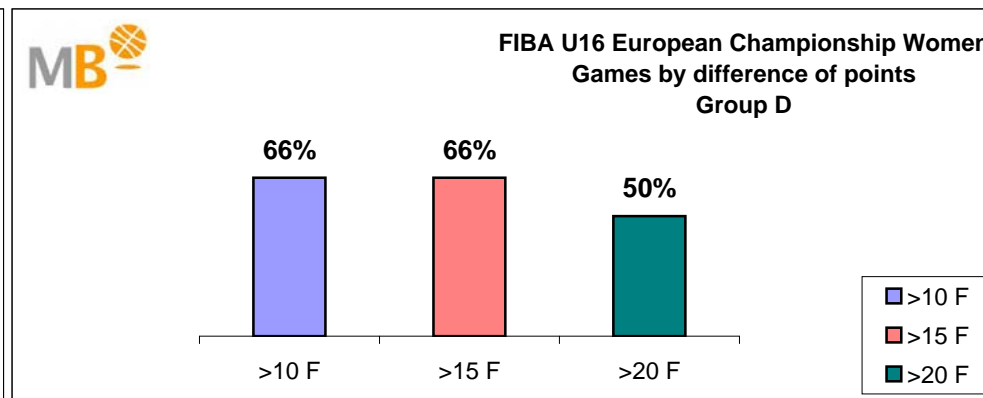
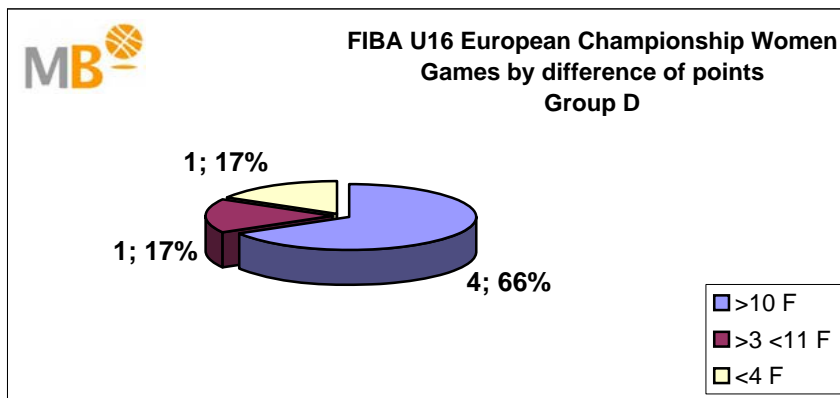


# FIBA U16 European Championship Women Italy 2016

## GROUP D



Games	Score	1Q	2Q	3Q	4Q	O	O	T	T	E2 <sup>o</sup> Q	E3 <sup>o</sup> Q	>10 2 <sup>o</sup>	>10 3 <sup>o</sup>	>10 F	>3 <11 F	<4 F	
1 France-Croatia	<u>51-44</u>	13	6	16	11	8	10	14	17	51	44	29	17	37	27	1	0
2 Slovak Republic-Sweden	<u>27-56</u>	4	7	8	21	8	12	7	16	27	56	12	28	20	40	1	1
3 Croatia-Slovak Republic	<u>58-40</u>	14	5	15	12	11	7	18	16	58	40	29	17	40	24	1	1
4 Sweden-France	<u>32-71</u>	8	17	6	11	6	14	12	29	32	71	14	28	20	42	1	1
5 Croatia-Sweden	<u>53-50</u>	15	7	12	12	14	14	12	17	53	50	27	19	41	33	0	0
6 Slovak Republic-France	<u>29-77</u>	12	27	5	20	5	13	7	17	29	77	17	47	22	60	1	1
												<b>5</b>	<b>4</b>	<b>4</b>	<b>1</b>	<b>1</b>	



- >10 F** Games finished with a difference of more than 10 points
- >15 F** Games finished with a difference of more than 15 points
- >20 F** Games finished with a difference of more than 20 points
- >3 <11 F** Games finished with a difference between 4 and 10 points
- <4F** Games finished with a difference of less than 4 points



# FIBA U16 European Championship Women Italy 2016

## SCOREBOARD

Group Phase

GROUP A		GAMES				STK	GAME POINTS					
#	Team	P	W	L	%	Last 3	For	Agt	+/-	FA	AA	PTS
1	Germany	3	3	0	100	1+1+1	197	154	43	65.7	51.3	6
2	Spain	3	2	1	66.7	1+0+1	165	127	38	55	42.3	5
3	Hungary	3	1	2	33.3	0+1+0	168	179	-11	56	59.7	4
4	Portugal	3	0	3	0	0+0+0	127	197	-70	42.3	65.7	3

GROUP B		GAMES				STK	GAME POINTS					
#	Team	P	W	L	%	Last 3	For	Agt	+/-	FA	AA	PTS
1	Italy	3	3	0	100	1+1+1	215	160	55	71.7	53.3	6
2	Lithuania	3	2	1	66.7	0+1+1	232	215	17	77.3	71.7	5
3	Russia	3	1	2	33.3	0+0+1	185	199	-14	61.7	66.3	4
4	Turkey	3	0	3	0	0+0+0	161	219	-58	53.7	73	3

GROUP C		GAMES				STK	GAME POINTS					
#	Team	P	W	L	%	Last 3	For	Agt	+/-	FA	AA	PTS
1	CZE	3	3	0	100	1+1+1	215	154	61	71.7	51.3	6
2	Belarus	3	2	1	66.7	1+0+1	199	209	-10	66.3	69.7	5
3	Latvia	3	1	2	33.3	0+1+0	171	180	-9	57	60	4
4	Serbia	3	0	3	0	0+0+0	198	240	-42	66	80	3

GROUP D		GAMES				STK	GAME POINTS					
#	Team	P	W	L	%	Last 3	For	Agt	+/-	FA	AA	PTS
1	France	3	3	0	100	1+1+1	199	105	94	66.3	35	6
2	Croatia	3	2	1	66.7	0+1+1	155	141	14	51.7	47	5
3	Sweden	3	1	2	33.3	1+0+0	138	151	-13	46	50.3	4
4	SVK	3	0	3	0	0+0+0	96	191	-95	32	63.7	3



FIBA  
U16 WOMEN'S EUROPEAN  
CHAMPIONSHIP 2016

# FIBA U16 European Championship Women Italy 2016



## SCOREBOARD

Group Phase

### COMPARATIVE STANDINGS (by game points & goal average)

#	Team	GAMES				STREAK			GAME POINTS			PTS
		P	W	L	%	Last 3	For	Agt	+/-	FA	AA	
1	France	3	3	0	100	1+1+1	199	105	94	66.3	35	6
2	CZE	3	3	0	100	1+1+1	215	154	61	71.7	51.3	6
3	Italy	3	3	0	100	1+1+1	215	160	55	71.7	53.3	6
4	Germany	3	3	0	100	1+1+1	197	154	43	65.7	51.3	6
5	Spain	3	2	1	66.7	1+0+1	165	127	38	55	42.3	5
6	Croatia	3	2	1	66.7	0+1+1	155	141	14	51.7	47	5
7	Lithuania	3	2	1	66.7	0+1+1	232	215	17	77.3	71.7	5
8	Belarus	3	2	1	66.7	1+0+1	199	209	-10	66.3	69.7	5
9	Latvia	3	1	2	33.3	0+1+0	171	180	-9	57	60	4
10	Hungary	3	1	2	33.3	0+1+0	168	179	-11	56	59.7	4
11	Russia	3	1	2	33.3	0+0+1	185	199	-14	61.7	66.3	4
12	Sweden	3	1	2	33.3	1+0+0	138	151	-13	46	50.3	4
13	Serbia	3	0	3	0	0+0+0	198	240	-42	66	80	3
14	Turkey	3	0	3	0	0+0+0	161	219	-58	53.7	73	3
15	Portugal	3	0	3	0	0+0+0	127	197	-70	42.3	65.7	3
16	SVK	3	0	3	0	0+0+0	96	191	-95	32	63.7	3

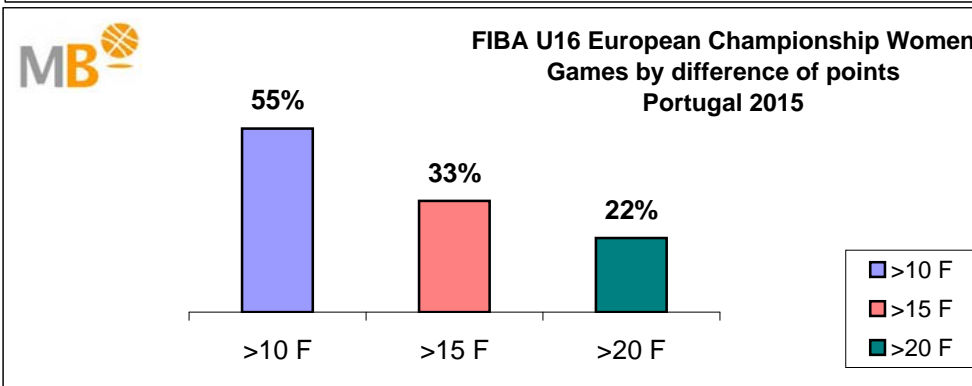
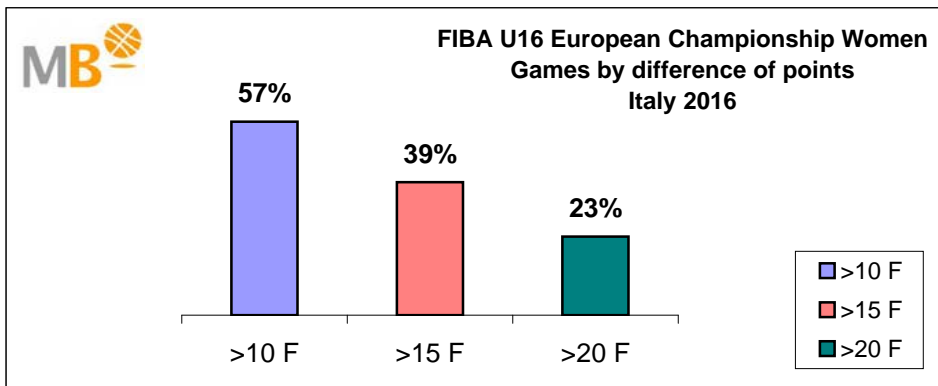
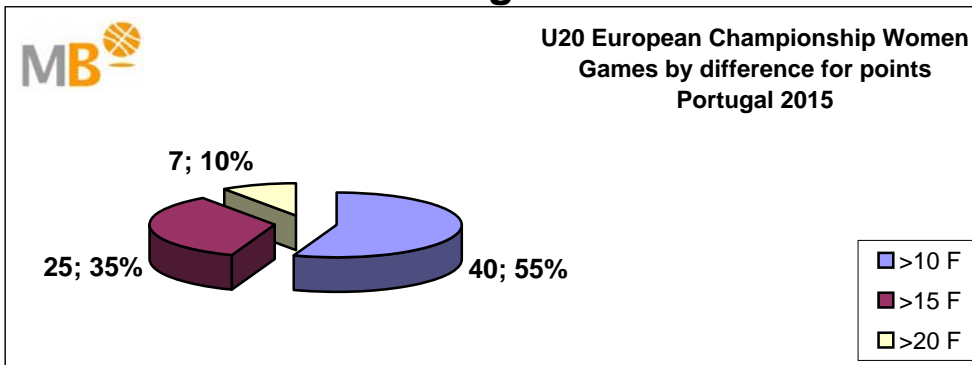
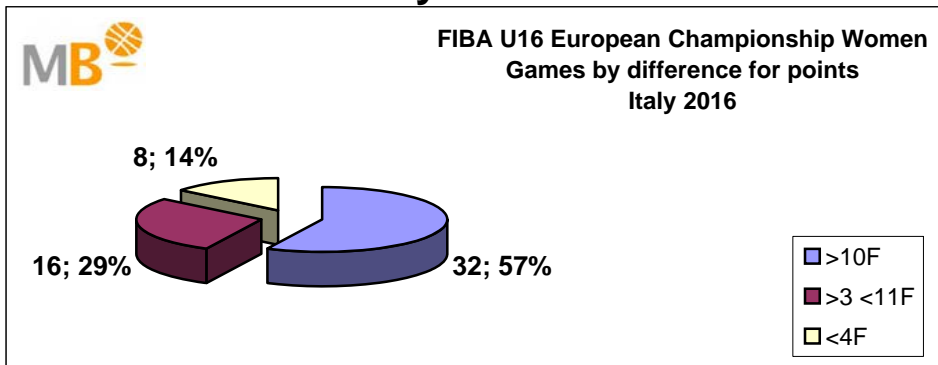


FIBA  
U16 WOMEN'S EUROPEAN  
CHAMPIONSHIP 2016

# FIBA U16 European Championship Women

## Italy 2016

## Portugal 2015



**Games: 56**

**14-Aug-16**

1<sup>a</sup> **Spain**  
2<sup>a</sup> **Germany**

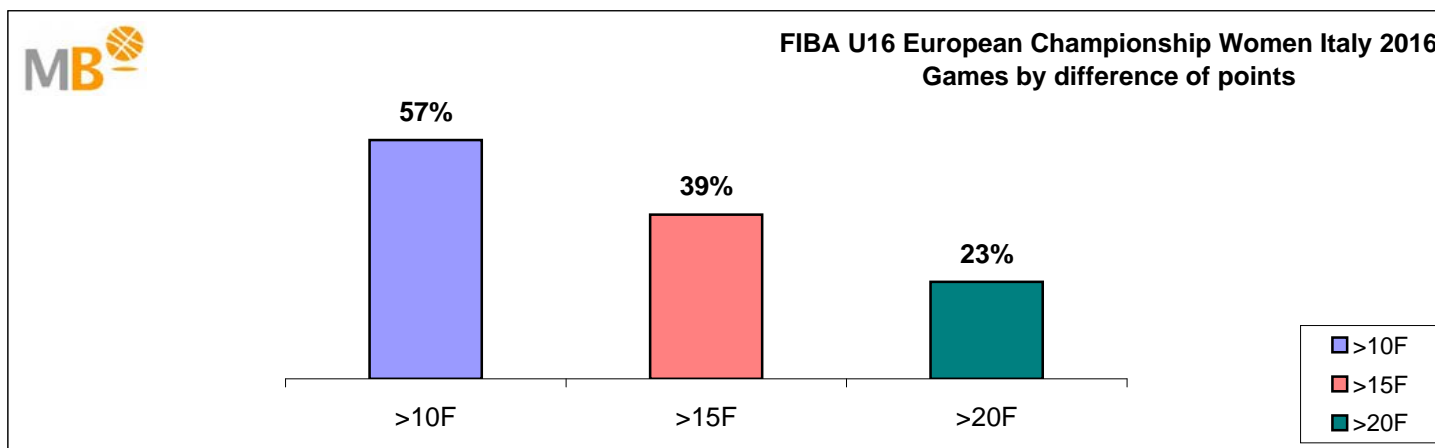
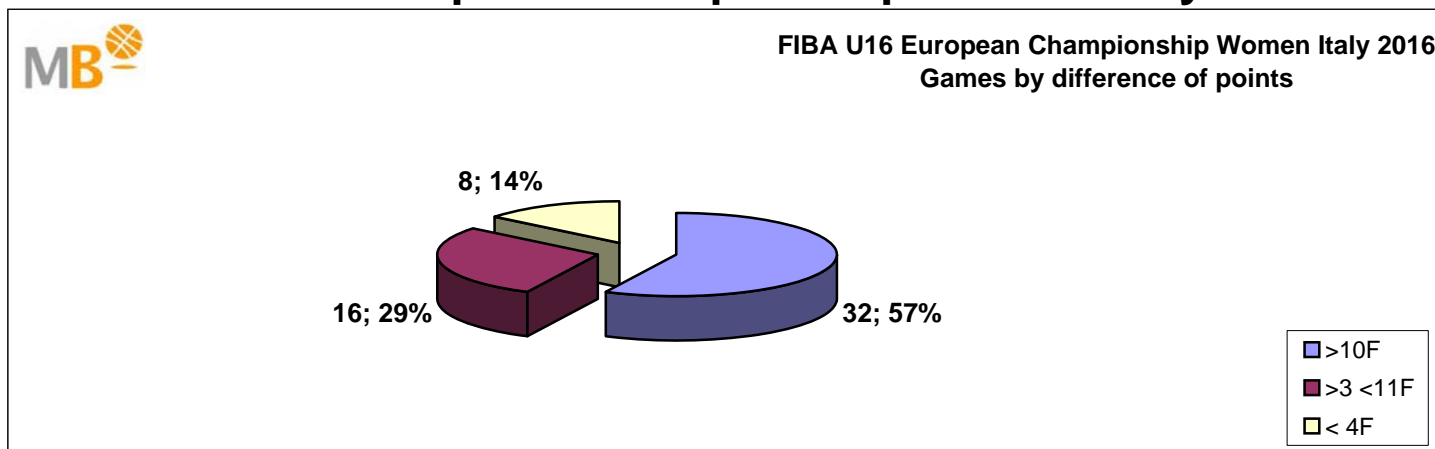
**>10 F** Games finished with a difference of more than 10 points  
**>15 F** Games finished with a difference of more than 15 points  
**>20 F** Games finished with a difference of more than 20 points  
**>3<11 F** Games finished with a difference between 4 and 10 points  
**<4 F** Games finished with a difference of less than 4 points

**Games: 72**

**23-Aug-15**

1<sup>a</sup> **Czech Rep.**  
2<sup>a</sup> **Portugal**

## FIBA U16 European Championship Women Italy 2016



- >10 F** Games finished with a difference of more than 10 points
- >15 F** Games finished with a difference of more than 15 points
- >20 F** Games finished with a difference of more than 20 points
- >3<11 F** Games finished with a difference between 4 and 10 points
- <4 F** Games finished with a difference of less than 4 points

**Games: 56**  
**14-Aug-16**

## FINAL, THIRD - PLACE & CLASSIFICATION 5-8 GAMES

DAY 9

## SEMI - FINALS

DAY 8

## QUARTER - FINALS

DAY 7

## ROUND OF 16

DAY 5

All teams will qualify to the Final Phase, beginning with the Round of 16 on day 5 ranked according to the official classification rules.

## GROUP PHASE

DAY 1 - DAY 4

Each team will play three games within their groups on days 1, 2 and 4. **Day 3 will be a rest day.**

## CLASSIFICATION 9-16

DAY 7

DAY 8

DAY 9

56	WINNER 47 vs WINNER 48	1st - 2nd place
55	LOSER 47 vs LOSER 48	3rd - 4th place
54	WINNER 45 vs WINNER 46	5th - 6th place
53	LOSER 45 vs LOSER 46	7th - 8th place

48	WINNER 38 vs WINNER 40	1st - 4th place
47	WINNER 37 vs WINNER 39	
46	LOSER 38 vs LOSER 40	5th - 8th place
45	LOSER 37 vs LOSER 39	

40	WINNER 28 vs WINNER 31
39	WINNER 27 vs WINNER 32
38	WINNER 26 vs WINNER 29
37	WINNER 25 vs WINNER 30

DAY 6 REST DAY

25	A1 vs B4	26	A2 vs B3	27	B2 vs A3	28	B1 vs A4
29	C1 vs D4	30	C2 vs D3	31	D2 vs C3	32	D1 vs C4

GROUP A	GROUP B	GROUP C	GROUP D
A1	B1	C1	D1
A2	B2	C2	D2
A3	B3	C3	D3
A4	B4	C4	D4

DAY 6 REST DAY

33	LOSER 25 vs LOSER 30
34	LOSER 26 vs LOSER 29
35	LOSER 27 vs LOSER 32
36	LOSER 28 vs LOSER 31

41	LOSER 33 vs LOSER 35	13th - 16th place
42	LOSER 34 vs LOSER 36	
43	WINNER 33 vs WINNER 35	9th - 12th place
44	WINNER 34 vs WINNER 36	

49	LOSER 41 vs LOSER 42	15th - 16th place
50	WINNER 41 vs WINNER 42	13th - 14th place
51	LOSER 43 vs LOSER 44	11th - 12th place
52	WINNER 43 vs WINNER 44	9th - 10th place

The winners of each Round of 16 will qualify to the Quarter-finals on day 7.

The losers of each Round of 16 will play for 9th - 16th place in the Classification Games.