

FIBA U17 World Championship Zaragoza 2016

[España doblega con talento el físico de Mali \(86-55\)](#)

[Victoria, confianza y primer puesto \(61-65\)](#)

[La defensa marca el camino ante Argentina \(59-49\)](#)

[Tormenta ofensiva para el pase a cuartos \(112-60\)](#)

[España vence a Australia \(74-63\) y estará en semis](#)

[España domina 39 minutos pero luchará por el bronce \(79-83\)](#)

[España no puede con Lituania y vuelve a ser 4ª del mundo \(81-63\)](#)

Spain

Points/Minutes

| | |
|-------------|------|
| S. Martinez | 0,60 |
| J. Parra | 0,43 |
| M. Gonzalez | 0,48 |
| J. Busquets | 0,37 |

40'

| | | |
|----|--------------|------|
| 24 | R. Carrasco | 0,25 |
| 17 | O. Ehigiator | 0,29 |
| 19 | A. McCarthy | 0,22 |
| 15 | J. Bernacer | 0,36 |

40'

| | | |
|----|--------------|------|
| 10 | J. Lopez | 0,55 |
| 12 | F. Salvador | 0,27 |
| 9 | C. Alocen | 0,13 |
| 15 | U. Mendicote | 0,44 |

40'

| |
|----|
| 22 |
| 11 |
| 5 |
| 18 |

Rebounds/Minutes

| | |
|-------------|------|
| S. Martinez | 0,39 |
| J. Parra | 0,22 |
| M. Gonzalez | 0,16 |
| J. Busquets | 0,19 |

40'

| | | |
|----|--------------|------|
| 16 | R. Carrasco | 0,05 |
| 9 | O. Ehigiator | 0,22 |
| 6 | A. McCarthy | 0,07 |
| 7 | J. Bernacer | 0,16 |

40'

| | | |
|---|--------------|------|
| 2 | J. Lopez | 0,10 |
| 9 | F. Salvador | 0,41 |
| 3 | C. Alocen | 0,13 |
| 7 | U. Mendicote | 0,33 |

40'

| |
|----|
| 4 |
| 16 |
| 5 |
| 13 |

Assists/Minutes

| | |
|-------------|------|
| S. Martinez | 0,07 |
| J. Parra | 0,05 |
| M. Gonzalez | 0,05 |
| J. Busquets | 0,04 |

40'

| | | |
|---|--------------|------|
| 3 | R. Carrasco | 0,11 |
| 2 | O. Ehigiator | 0,03 |
| 2 | A. McCarthy | 0,08 |
| 1 | J. Bernacer | 0,05 |

40'

| | | |
|---|--------------|------|
| 4 | J. Lopez | 0,10 |
| 1 | F. Salvador | 0,04 |
| 3 | C. Alocen | 0,26 |
| 2 | U. Mendicote | 0,22 |

40'

| |
|----|
| 4 |
| 2 |
| 10 |
| 9 |

Ef/Minutes

| | |
|-------------|------|
| S. Martinez | 0,61 |
| J. Parra | 0,47 |
| M. Gonzalez | 0,37 |
| J. Busquets | 0,30 |

40'

| | | |
|----|--------------|------|
| 24 | R. Carrasco | 0,17 |
| 19 | O. Ehigiator | 0,37 |
| 15 | A. McCarthy | 0,26 |
| 12 | J. Bernacer | 0,35 |

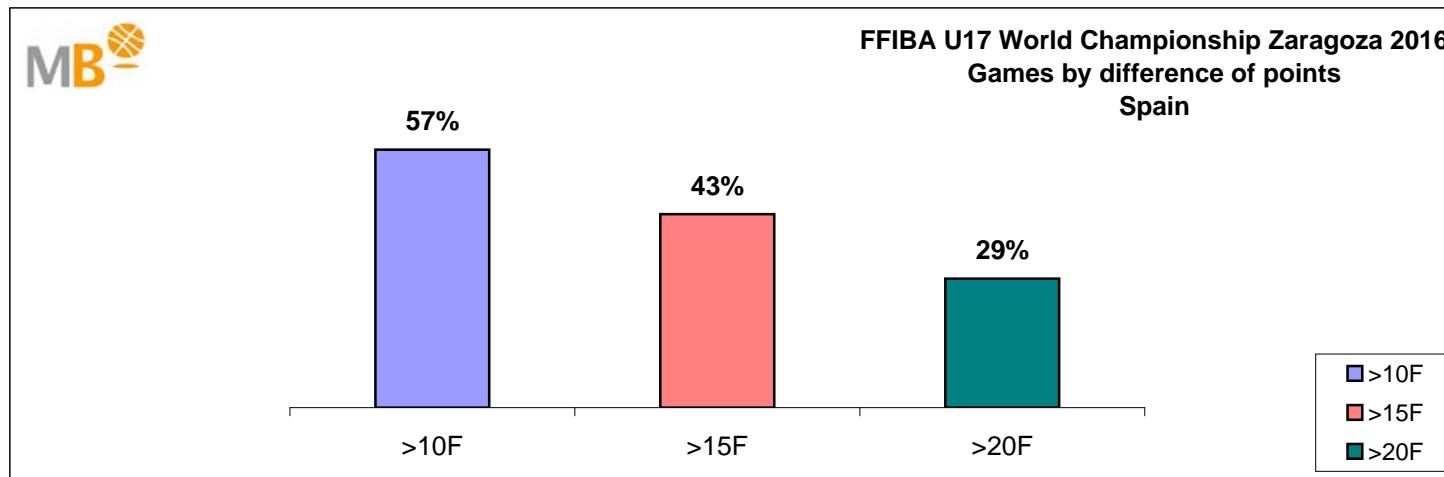
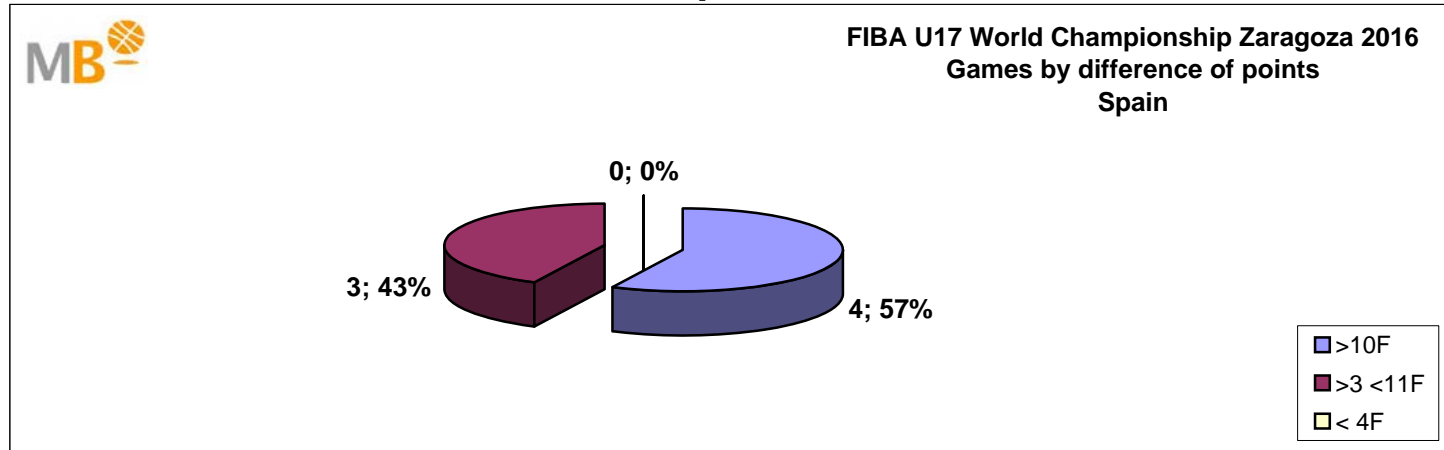
40'

| | | |
|----|--------------|------|
| 7 | J. Lopez | 0,43 |
| 15 | F. Salvador | 0,45 |
| 10 | C. Alocen | 0,19 |
| 14 | U. Mendicote | 0,78 |

40'

| |
|----|
| 17 |
| 18 |
| 8 |
| 31 |

FIBA U17 World Championship Zaragoza 2016 Spain



| | |
|---------|--|
| >10 F | Games finished with a difference of more than 10 points |
| >15 F | Games finished with a difference of more than 15 points |
| >20 F | Games finished with a difference of more than 20 points |
| >3<11 F | Games finished with a difference between 4 and 10 points |
| <4 F | Games finished with a difference of less than 4 points |

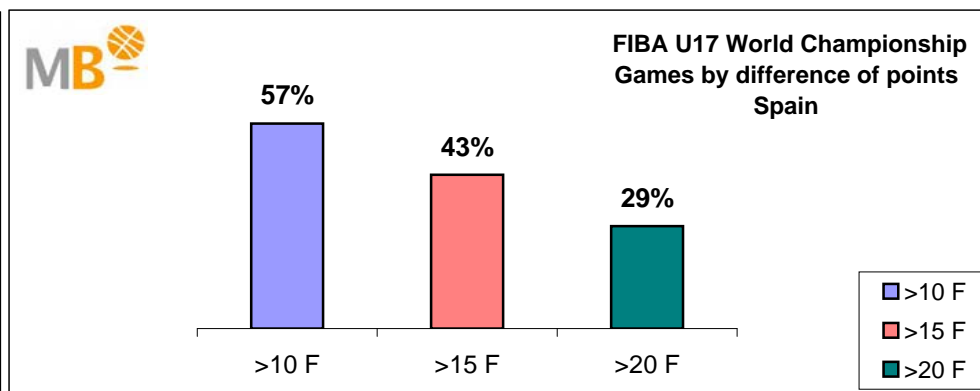
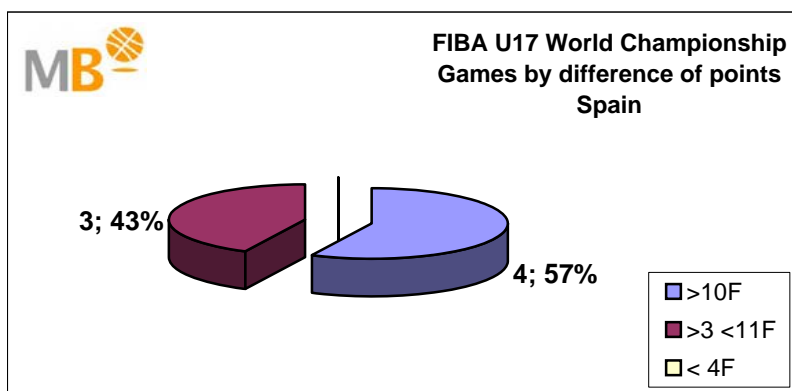
Games: 7
03-Jul-16
W: 5
L: 2

FIBA U17 World Championship Zaragoza 2016

Spain



| Games | Score | 1Q | 2Q | 3Q | 4Q | O | O | T | T | E2 ^o Q | E3 ^o Q | >10 2 ^o | >10 3 ^o | >10 F | >3 <11 F | <4 F | | | | | | |
|-----------------------|---------------|----|----|----|----|----|----|----|----|-------------------|-------------------|--------------------|--------------------|----------|----------|----------|----|---|---|---|---|---|
| 1 España-Malí | <u>86-55</u> | 18 | 17 | 16 | 6 | 26 | 8 | 26 | 24 | 86 | 55 | 34 | 23 | 60 | 31 | 1 | 1 | 1 | 0 | 0 | | |
| 2 Lituania-España | <u>61-65</u> | 18 | 9 | 22 | 23 | 7 | 13 | 14 | 20 | 61 | 65 | 40 | 32 | 47 | 45 | 0 | 0 | 0 | 1 | 0 | | |
| 3 Argentina-España | <u>49-59</u> | 8 | 14 | 12 | 18 | 19 | 11 | 10 | 16 | 49 | 59 | 20 | 32 | 39 | 43 | 1 | 0 | 0 | 1 | 0 | | |
| 4 China Taipei-España | <u>60-112</u> | 18 | 31 | 11 | 29 | 15 | 35 | 16 | 17 | 60 | 112 | 29 | 60 | 44 | 95 | 1 | 1 | 1 | 0 | 0 | | |
| 5 España-Australia | <u>74-63</u> | 11 | 9 | 19 | 24 | 17 | 14 | 27 | 16 | 74 | 63 | 30 | 33 | 47 | 47 | 0 | 0 | 1 | 0 | 0 | | |
| 6 Turquía-España | <u>83-79</u> | 18 | 19 | 13 | 24 | 22 | 14 | 20 | 16 | 10 | 6 | 83 | 79 | 31 | 43 | 53 | 57 | 1 | 0 | 0 | 1 | 0 |
| 7 Lituania-España | <u>81-63</u> | 23 | 8 | 21 | 21 | 22 | 10 | 15 | 24 | 81 | 63 | 44 | 29 | 66 | 39 | 1 | 1 | 1 | 0 | 0 | | |
| | | | | | | | | | | | | 5 | 3 | 4 | 3 | 0 | | | | | | |



- >10 F Games finished with a difference of more than 10 points
- >15 F Games finished with a difference of more than 15 points
- >20 F Games finished with a difference of more than 20 points
- >3<11 F Games finished with a difference between 4 and 10 points
- <4F Games finished with a difference of less than 4 points

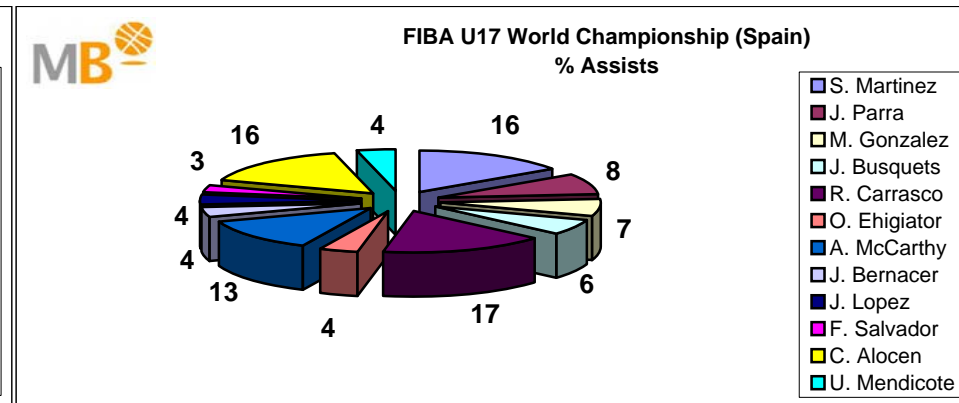
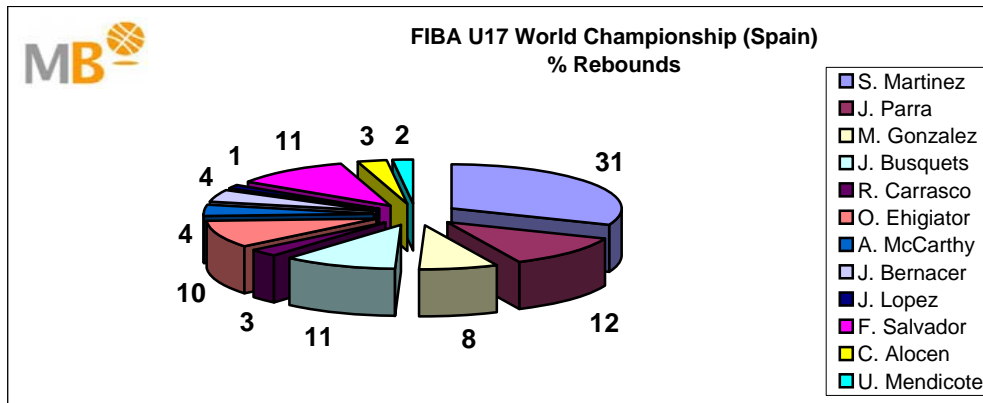
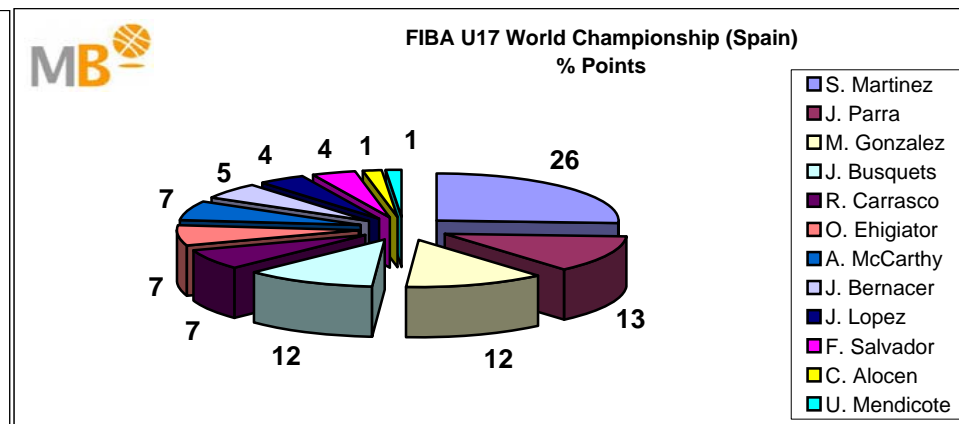
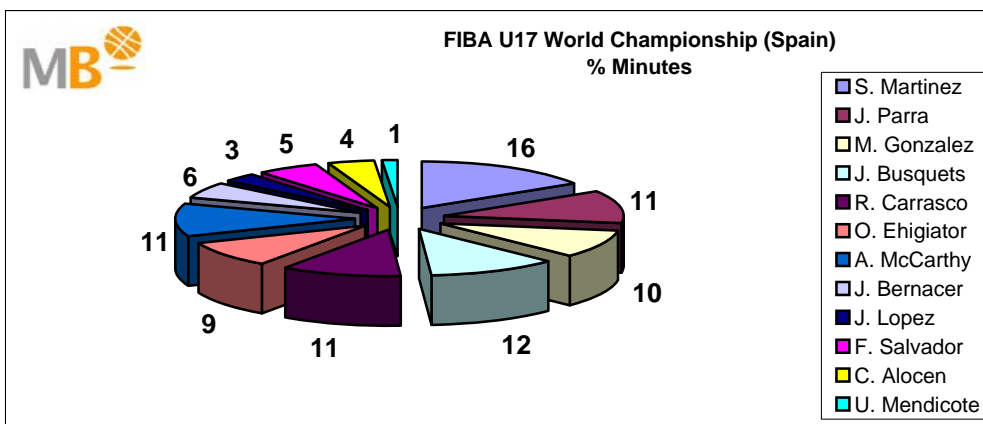


FIBA U17 World Championship Zaragoza 2016



Spain

| # | Players | G | Min | Shots | | | | Rebounds | | | | St | BS | +/- | Pf | Pts | | | |
|---------|--------------|---|------|--------------|--------------|-------------|------------|----------|-----|-----|-----|-----|-----|-----|----|-----|-----|-----|--|
| | | | | FG | 2pts | 3pts | FT | O | D | Tot | As | | | | | | PF | To | |
| 13 | S. Martinez | 7 | 231 | 48/10844.4% | 46/9647.9% | 2/1216.7% | 41/7256.9% | 21 | 69 | 90 | 16 | 14 | 30 | 13 | 3 | 74 | 140 | 139 | |
| 15 | J. Parra | 7 | 161 | 25/5050% | 23/4650% | 2/450% | 17/3154.8% | 12 | 23 | 35 | 8 | 24 | 13 | 13 | 2 | 15 | 75 | 69 | |
| 5 | M. Gonzalez | 6 | 139 | 25/6339.7% | 14/2360.9% | 11/4027.5% | 6/1060% | 1 | 21 | 22 | 7 | 12 | 15 | 10 | 3 | 51 | 52 | 67 | |
| 4 | J. Busquets | 7 | 166 | 20/5834.5% | 8/1942.1% | 12/3930.8% | 10/1471.4% | 8 | 23 | 31 | 6 | 21 | 12 | 4 | 1 | 54 | 50 | 62 | |
| 7 | R. Carrasco | 7 | 154 | 10/3627.8% | 8/2532% | 2/1118.2% | 16/2272.7% | 2 | 6 | 8 | 17 | 13 | 13 | 8 | 0 | 52 | 26 | 38 | |
| 12 | O. Ehigiator | 7 | 129 | 16/2661.5% | 16/2661.5% | 0/0-% | 6/1540% | 12 | 17 | 29 | 4 | 19 | 15 | 6 | 5 | 72 | 48 | 38 | |
| 11 | A. McCarthy | 7 | 163 | 14/2556% | 13/2259.1% | 1/333.3% | 7/977.8% | 5 | 7 | 12 | 13 | 14 | 12 | 5 | 1 | 46 | 42 | 36 | |
| 8 | J. Bernacer | 6 | 80 | 9/1752.9% | 6/875% | 3/933.3% | 8/1650% | 2 | 11 | 13 | 4 | 8 | 6 | 4 | 0 | 31 | 28 | 29 | |
| 6 | J. Lopez | 6 | 42 | 6/1735.3% | 3/933.3% | 3/837.5% | 8/1080% | 2 | 2 | 4 | 4 | 4 | 2 | 2 | 0 | 0 | 18 | 23 | |
| 14 | F. Salvador | 7 | 78 | 8/1942.1% | 5/1050% | 3/933.3% | 2/825% | 5 | 27 | 32 | 3 | 14 | 6 | 1 | 1 | 8 | 35 | 21 | |
| 9 | C. Alocen | 4 | 62 | 3/1225% | 3/742.9% | 0/50% | 2/1020% | 0 | 8 | 8 | 16 | 2 | 12 | 9 | 0 | 13 | 12 | 8 | |
| 10 | U. Mendicote | 2 | 18 | 2/633.3% | 2/540% | 0/10% | 4/666.7% | 4 | 2 | 6 | 4 | 1 | 0 | 1 | 1 | 14 | 14 | 8 | |
| Equipo | | | | | | | | 11 | 27 | 38 | 0 | 0 | 1 | 0 | 0 | 0 | 0.0 | | |
| TOTALES | | | 1425 | 186/43742.6% | 147/29649.7% | 39/14127.7% | 127/22357% | 85 | 243 | 328 | 102 | 146 | 137 | 76 | 17 | 430 | 540 | 538 | |



FIBA U17 World Championship Zaragoza 2016



SPAIN

Accumulated Statistics

| # | Players | G | Min | Shots | | | | Rebounds | | | | PF | To | St | BS | +/- | Pf | Pts | |
|---------|--------------|---|------|--------------|--------------|-------------|------------|----------|-----|-----|-----|-----|-----|----|----|-----|-----|-----|--|
| | | | | FG | 2pts | 3pts | FT | O | D | Tot | As | | | | | | | | |
| 13 | S. Martinez | 7 | 231 | 48/10844.4% | 46/9647.9% | 2/1216.7% | 41/7256.9% | 21 | 69 | 90 | 16 | 14 | 30 | 13 | 3 | 74 | 140 | 139 | |
| 15 | J. Parra | 7 | 161 | 25/5050% | 23/4650% | 2/450% | 17/3154.8% | 12 | 23 | 35 | 8 | 24 | 13 | 13 | 2 | 15 | 75 | 69 | |
| 5 | M. Gonzalez | 6 | 139 | 25/6339.7% | 14/2360.9% | 11/4027.5% | 6/1060% | 1 | 21 | 22 | 7 | 12 | 15 | 10 | 3 | 51 | 52 | 67 | |
| 4 | J. Busquets | 7 | 166 | 20/5834.5% | 8/1942.1% | 12/3930.8% | 10/1471.4% | 8 | 23 | 31 | 6 | 21 | 12 | 4 | 1 | 54 | 50 | 62 | |
| 7 | R. Carrasco | 7 | 154 | 10/3627.8% | 8/2532% | 2/1118.2% | 16/2272.7% | 2 | 6 | 8 | 17 | 13 | 13 | 8 | 0 | 52 | 26 | 38 | |
| 12 | O. Ehigiator | 7 | 129 | 16/2661.5% | 16/2661.5% | 0/0-% | 6/1540% | 12 | 17 | 29 | 4 | 19 | 15 | 6 | 5 | 72 | 48 | 38 | |
| 11 | A. McCarthy | 7 | 163 | 14/2556% | 13/2259.1% | 1/333.3% | 7/977.8% | 5 | 7 | 12 | 13 | 14 | 12 | 5 | 1 | 46 | 42 | 36 | |
| 8 | J. Bernacer | 6 | 80 | 9/1752.9% | 6/875% | 3/933.3% | 8/1650% | 2 | 11 | 13 | 4 | 8 | 6 | 4 | 0 | 31 | 28 | 29 | |
| 6 | J. Lopez | 6 | 42 | 6/1735.3% | 3/933.3% | 3/837.5% | 8/1080% | 2 | 2 | 4 | 4 | 4 | 2 | 2 | 0 | 0 | 18 | 23 | |
| 14 | F. Salvador | 7 | 78 | 8/1942.1% | 5/1050% | 3/933.3% | 2/825% | 5 | 27 | 32 | 3 | 14 | 6 | 1 | 1 | 8 | 35 | 21 | |
| 9 | C. Alocen | 4 | 62 | 3/1225% | 3/742.9% | 0/50% | 2/1020% | 0 | 8 | 8 | 16 | 2 | 12 | 9 | 0 | 13 | 12 | 8 | |
| 10 | U. Mendicote | 2 | 18 | 2/633.3% | 2/540% | 0/10% | 4/666.7% | 4 | 2 | 6 | 4 | 1 | 0 | 1 | 1 | 14 | 14 | 8 | |
| Equipo | | | | | | | | 11 | 27 | 38 | 0 | 0 | 1 | 0 | 0 | 0 | 0.0 | | |
| TOTALES | | | 1425 | 186/43742.6% | 147/29649.7% | 39/14127.7% | 127/22357% | 85 | 243 | 328 | 102 | 146 | 137 | 76 | 17 | 430 | 540 | 538 | |

Average Statistics

| # | Players | G | Min | Shots | | | | Rebounds | | | | PF | To | St | BS | +/- | Pf | Pts |
|---------|--------------|---|-------|----------------|----------------|---------------|---------------|----------|------|------|------|------|------|------|-----|------|------|------|
| | | | | FG | 2pts | 3pts | FT | O | D | Tot | As | | | | | | | |
| 13 | S. Martinez | 7 | 33.0 | 6.9/15.444.4% | 6.6/13.747.9% | 0.3/1.716.7% | 5.9/10.356.9% | 3.0 | 9.9 | 12.9 | 2.3 | 2.0 | 4.3 | 1.9 | 0.4 | 10.6 | 20.0 | 19.9 |
| 5 | M. Gonzalez | 6 | 23.2 | 4.2/10.539.7% | 2.3/3.860.9% | 1.8/6.727.5% | 1.0/1.760% | 0.2 | 3.5 | 3.7 | 1.2 | 2.0 | 2.5 | 1.7 | 0.5 | 8.5 | 8.7 | 11.2 |
| 15 | J. Parra | 7 | 23.0 | 3.6/7.150% | 3.3/6.650% | 0.3/0.650% | 2.4/4.454.8% | 1.7 | 3.3 | 5.0 | 1.1 | 3.4 | 1.9 | 1.9 | 0.3 | 2.1 | 10.7 | 9.9 |
| 4 | J. Busquets | 7 | 23.7 | 2.9/8.334.5% | 1.1/2.742.1% | 1.7/5.630.8% | 1.4/2.071.4% | 1.1 | 3.3 | 4.4 | 0.9 | 3.0 | 1.7 | 0.6 | 0.1 | 7.7 | 7.1 | 8.9 |
| 7 | R. Carrasco | 7 | 22.0 | 1.4/5.127.8% | 1.1/3.632% | 0.3/1.618.2% | 2.3/3.172.7% | 0.3 | 0.9 | 1.1 | 2.4 | 1.9 | 1.9 | 1.1 | 0.0 | 7.4 | 3.7 | 5.4 |
| 12 | O. Ehigiator | 7 | 18.5 | 2.3/3.761.5% | 2.3/3.761.5% | 0.0/0.0-% | 0.9/2.140% | 1.7 | 2.4 | 4.1 | 0.6 | 2.7 | 2.1 | 0.9 | 0.7 | 10.3 | 6.9 | 5.4 |
| 11 | A. McCarthy | 7 | 23.3 | 2.0/3.656% | 1.9/3.159.1% | 0.1/0.433.3% | 1.0/1.377.8% | 0.7 | 1.0 | 1.7 | 1.9 | 2.0 | 1.7 | 0.7 | 0.1 | 6.6 | 6.0 | 5.1 |
| 8 | J. Bernacer | 6 | 13.3 | 1.5/2.852.9% | 1.0/1.375% | 0.5/1.533.3% | 1.3/2.750% | 0.3 | 1.8 | 2.2 | 0.7 | 1.3 | 1.0 | 0.7 | 0.0 | 5.2 | 4.7 | 4.8 |
| 10 | U. Mendicote | 2 | 8.8 | 1.0/3.033.3% | 1.0/2.540% | 0.0/0.50% | 2.0/3.066.7% | 2.0 | 1.0 | 3.0 | 2.0 | 0.5 | 0.0 | 0.5 | 0.5 | 7.0 | 7.0 | 4 |
| 6 | J. Lopez | 6 | 7.1 | 1.0/2.835.3% | 0.5/1.533.3% | 0.5/1.337.5% | 1.3/1.780% | 0.3 | 0.3 | 0.7 | 0.7 | 0.7 | 0.3 | 0.3 | 0.0 | 0.0 | 3.0 | 3.8 |
| 14 | F. Salvador | 7 | 11.2 | 1.1/2.742.1% | 0.7/1.450% | 0.4/1.333.3% | 0.3/1.125% | 0.7 | 3.9 | 4.6 | 0.4 | 2.0 | 0.9 | 0.1 | 0.1 | 1.1 | 5.0 | 3 |
| 9 | C. Alocen | 4 | 15.4 | 0.8/3.025% | 0.8/1.842.9% | 0.0/1.20% | 0.5/2.520% | 0.0 | 2.0 | 2.0 | 4.0 | 0.5 | 3.0 | 2.2 | 0.0 | 3.2 | 3.0 | 2 |
| Equipo | | | | | | | | 1.6 | 3.9 | 5.4 | 0.0 | 0.0 | 0.1 | 0.0 | 0.0 | 0.0 | 0.0 | |
| TOTALES | | | 203.6 | 26.6/62.442.6% | 21.0/42.349.7% | 5.6/20.127.7% | 18.1/31.957% | 12.1 | 34.7 | 46.9 | 14.6 | 20.9 | 19.6 | 10.9 | 2.4 | 61.4 | 77.1 | 76.9 |

FIBA U17 World Championship Zaragoza 2016



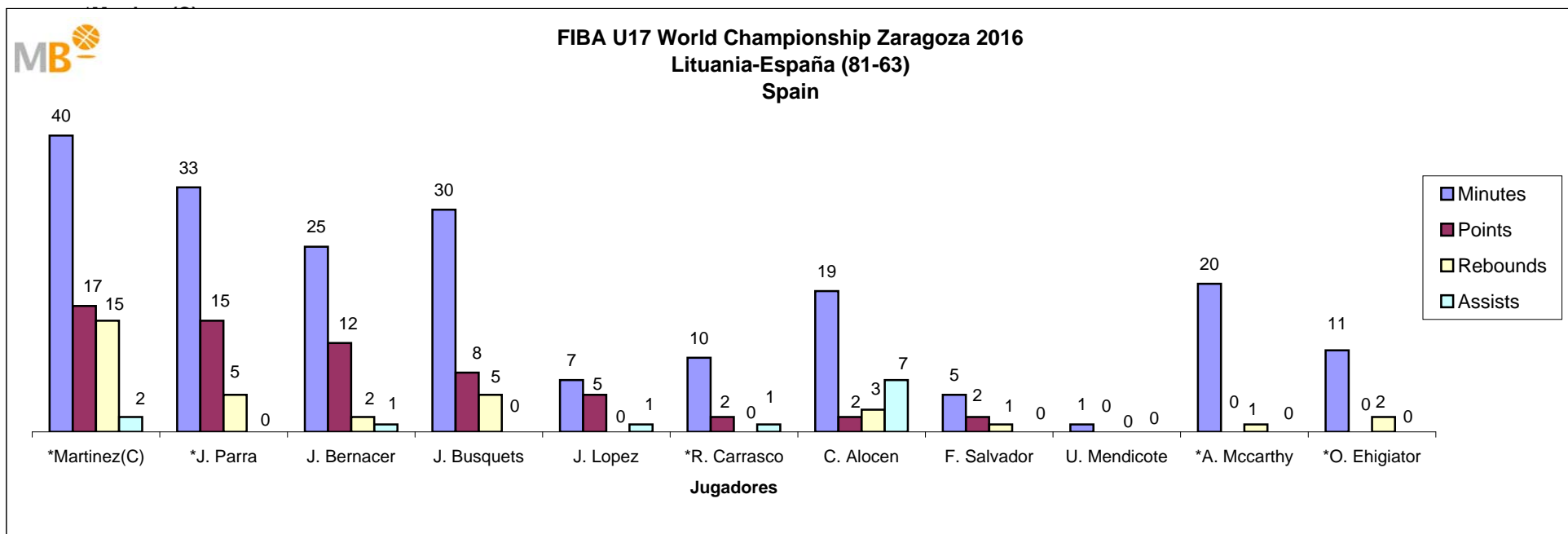
Lituania-España (81-63)

3rd Place

| Q1 | Q2 | Q3 | Q4 |
|----|----|----|----|
| 23 | 21 | 22 | 15 |
| 8 | 21 | 10 | 24 |

Spain

| # | Players | Min | Shots | | | | Rebounds | | | | PF | To | St | BS | +/- | Ef | Pts | |
|---------|-----------------|-----|-----------|-------------|-------------|------------|-------------|----|-----|----|----|----|----|----|-----|-----|-----|----|
| | | | FG | 2pts | 3pts | FT | O | D | Tot | As | | | | | | | | |
| 13 | *S. Martinez(C) | 40 | 5/20 25% | 5/19 26.3% | 0/10 0% | 7/16 43.8% | 3 | 12 | 15 | 2 | 2 | 2 | 0 | 0 | -18 | 8 | 17 | |
| 15 | *J. Parra | 33 | 5/9 55.6% | 5/9 55.6% | 0/0 0% | 5/9 55.6% | 3 | 2 | 5 | 0 | 5 | 1 | 5 | 0 | -15 | 16 | 15 | |
| 8 | J. Bernacer | 25 | 3/6 50% | 1/1 100% | 2/5 40% | 4/7 57.1% | 0 | 2 | 2 | 1 | 1 | 1 | 2 | 0 | 2 | 10 | 12 | |
| 4 | J. Busquets | 30 | 3/9 33.3% | 1/1 100% | 2/8 25% | 0/0 0% | 1 | 4 | 5 | 0 | 5 | 0 | 0 | 0 | -8 | 7 | 8 | |
| 6 | J. Lopez | 7 | 1/4 25% | 0/20 0% | 1/2 50% | 2/2 100% | 0 | 0 | 0 | 1 | 0 | 0 | 0 | 0 | -2 | 3 | 5 | |
| 7 | *R. Carrasco | 10 | 1/4 25% | 1/3 33.3% | 0/10 0% | 0/0 0% | 0 | 0 | 0 | 1 | 2 | 1 | 0 | 0 | -13 | -1 | 2 | |
| 9 | C. Alocen | 19 | 1/5 20% | 1/3 33.3% | 0/20 0% | 0/4 0% | 0 | 3 | 3 | 7 | 2 | 4 | 2 | 0 | -1 | 2 | 2 | |
| 14 | F. Salvador | 5 | 1/1 100% | 1/1 100% | 0/0 0% | 0/0 0% | 1 | 0 | 1 | 0 | 1 | 0 | 0 | 0 | -5 | 3 | 2 | |
| 10 | U. Mendicote | 1 | 0/0 0% | 0/0 0% | 0/0 0% | 0/0 0% | 0 | 0 | 0 | 0 | 0 | 0 | 0 | 0 | 0 | 0 | 0 | |
| 11 | *A. Mccarthy | 20 | 0/30 0% | 0/20 0% | 0/10 0% | 0/0 0% | 0 | 1 | 1 | 0 | 3 | 0 | 0 | 0 | -20 | -2 | 0 | |
| 12 | *O. Ehigiator | 11 | 0/10 0% | 0/10 0% | 0/0 0% | 0/0 0% | 0 | 2 | 2 | 0 | 1 | 1 | 0 | 0 | -10 | 0 | 0 | |
| 5 | M. Gonzalez | DNP | | | | | | | | | | | | | | | | |
| Equipo | | | | | | | 1 | 4 | 5 | | 0 | 0 | | | | | | |
| TOTALES | | | 200 | 20/62 32.3% | 15/42 35.7% | 5/20 25% | 18/38 47.4% | 9 | 30 | 39 | 12 | 22 | 10 | 9 | 0 | -18 | 46 | 63 |



FIBA U17 World Championship Zaragoza 2016

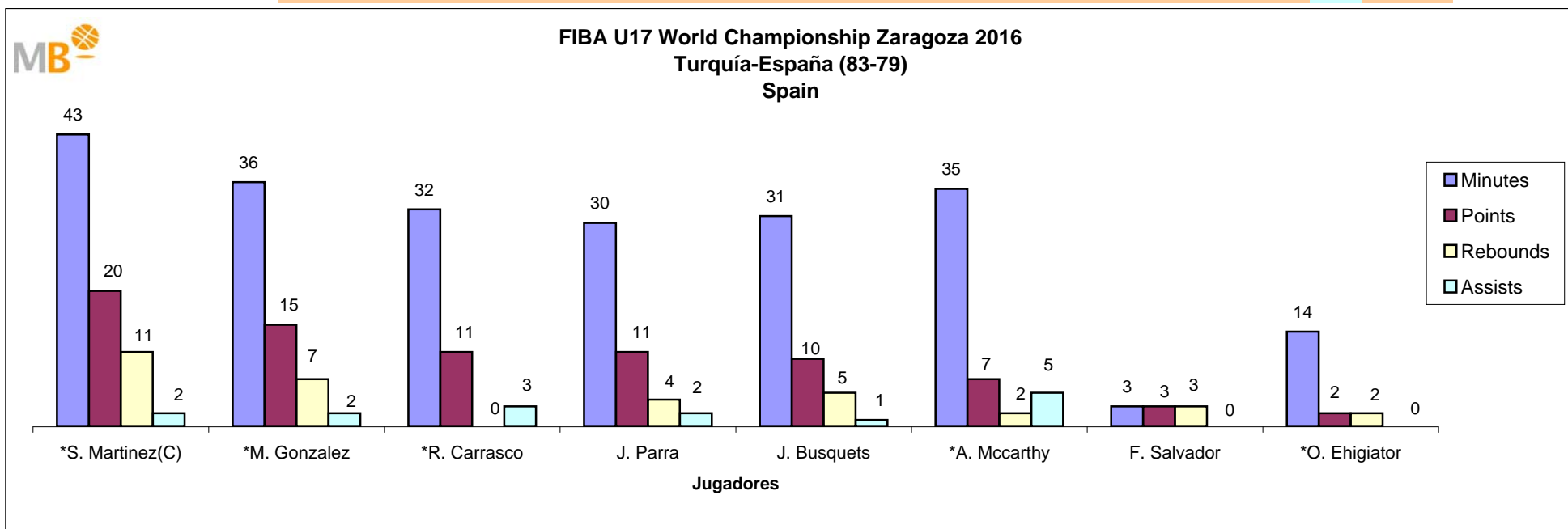


Turquía-España (83-79)
Semi-Finals

| Q1 | Q2 | Q3 | Q4 | T |
|----|----|----|----|----|
| 18 | 13 | 22 | 20 | 10 |
| 19 | 24 | 14 | 16 | 6 |

Spain

| # | Players | Min | Shots | | | | Rebounds | | | | PF | To | St | BS | +/- | Ef | Pts | |
|---------|-----------------|-----|------------|-------------|-------------|-------------|-----------|---|-----|----|----|----|----|----|-----|----|-----|----|
| | | | FG | 2pts | 3pts | FT | O | D | Tot | As | | | | | | | | |
| 13 | *S. Martinez(C) | 43 | 5/12 41.7% | 5/10 50% | 0/2 0% | 10/19 52.6% | 2 | 9 | 11 | 2 | 3 | 2 | 2 | 0 | -8 | 17 | 20 | |
| 5 | *M. Gonzalez | 36 | 6/16 37.5% | 4/6 66.7% | 2/10 20% | 1/2 50% | 0 | 7 | 7 | 2 | 3 | 5 | 1 | 0 | -9 | 9 | 15 | |
| 7 | *R. Carrasco | 32 | 2/5 40% | 2/4 50% | 0/1 0% | 7/10 70% | 0 | 0 | 0 | 3 | 1 | 3 | 0 | 0 | -4 | 5 | 11 | |
| 15 | J. Parra | 30 | 4/6 66.7% | 4/5 80% | 0/1 0% | 3/4 75% | 1 | 3 | 4 | 2 | 3 | 3 | 1 | 1 | -2 | 13 | 11 | |
| 4 | J. Busquets | 31 | 4/10 40% | 2/5 40% | 2/5 40% | 0/0 -% | 1 | 4 | 5 | 1 | 5 | 3 | 1 | 0 | -3 | 8 | 10 | |
| 11 | *A. Mccarthy | 35 | 2/3 66.7% | 1/2 50% | 1/1 100% | 2/2 100% | 1 | 1 | 2 | 5 | 4 | 4 | 0 | 0 | 6 | 9 | 7 | |
| 14 | F. Salvador | 3 | 1/2 50% | 0/0 -% | 1/2 50% | 0/2 0% | 2 | 1 | 3 | 0 | 1 | 0 | 1 | 0 | -5 | 4 | 3 | |
| 12 | *O. Ehigiator | 14 | 1/1 100% | 1/1 100% | 0/0 -% | 0/0 -% | 0 | 2 | 2 | 0 | 5 | 1 | 0 | 0 | 7 | 3 | 2 | |
| 6 | J. Lopez | DNP | | | | | | | | | | | | | | | | |
| 8 | J. Bernacer | DNP | | | | | | | | | | | | | | | | |
| 9 | C. Alocen | DNP | | | | | | | | | | | | | | | | |
| 10 | U. Mendicote | DNP | | | | | | | | | | | | | | | | |
| Equipo | | | | | | | 1 | 7 | 8 | | 0 | 1 | | | | | | |
| TOTALES | | | 225 | 25/55 45.5% | 19/33 57.6% | 6/22 27.3% | 23/39 59% | 8 | 34 | 42 | 15 | 25 | 22 | 6 | 1 | -4 | 68 | 79 |



FIBA U17 World Championship Zaragoza 2016



España-Australia (64-73)
Quarter - Finals

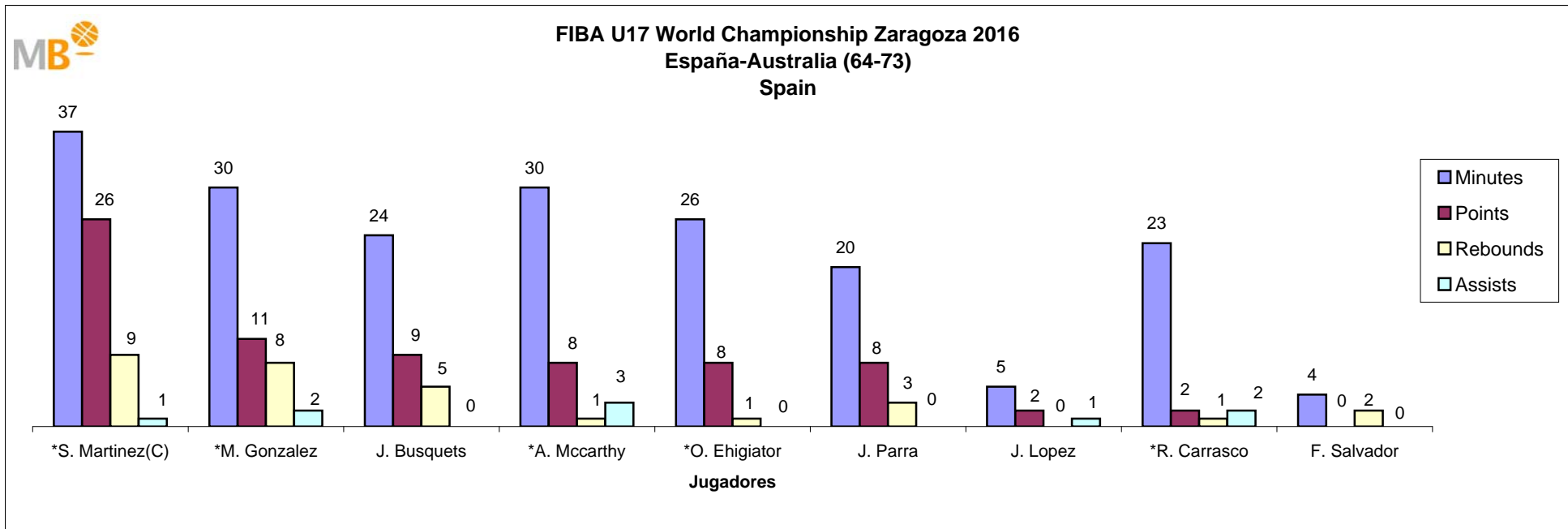
| Q1 | Q2 | Q3 | Q4 |
|----|----|----|----|
| 8 | 12 | 19 | 10 |
| 14 | 18 | 11 | 16 |

| # | Players | Min | Shots | | | | Rebounds | | | | PF | To | St | BS | +/- | Ef | Pts |
|----|-----------------|-----|-------------|-------------|-----------|-----------|----------|---|-----|----|----|----|----|----|-----|----|-----|
| | | | FG | 2pts | 3pts | FT | O | D | Tot | As | | | | | | | |
| 13 | *S. Martinez(C) | 37 | 11/18 61.1% | 10/17 58.8% | 1/1 100% | 3/5 60% | 2 | 7 | 9 | 1 | 2 | 2 | 4 | 0 | 11 | 29 | 26 |
| 5 | *M. Gonzalez | 30 | 4/13 30.8% | 4/7 57.1% | 0/6 0% | 3/4 75% | 0 | 8 | 8 | 2 | 4 | 1 | 4 | 1 | 16 | 15 | 11 |
| 4 | J. Busquets | 24 | 2/5 40% | 1/2 50% | 1/3 33.3% | 4/8 50% | 2 | 3 | 5 | 0 | 3 | 3 | 2 | 1 | 15 | 7 | 9 |
| 11 | *A. Mccarthy | 30 | 4/5 80% | 4/4 100% | 0/1 0% | 0/1 0% | 0 | 1 | 1 | 3 | 2 | 4 | 1 | 0 | 16 | 7 | 8 |
| 12 | *O. Ehigiator | 26 | 3/6 50% | 3/6 50% | 0/0 0% | 2/3 66.7% | 0 | 1 | 1 | 0 | 2 | 1 | 2 | 1 | 2 | 7 | 8 |
| 15 | J. Parra | 20 | 3/6 50% | 2/5 40% | 1/1 100% | 1/2 50% | 0 | 3 | 3 | 0 | 3 | 1 | 0 | 0 | 6 | 6 | 8 |
| 6 | J. Lopez | 5 | 1/2 50% | 1/1 100% | 0/1 0% | 0/0 0% | 0 | 0 | 0 | 1 | 1 | 0 | 0 | 0 | -2 | 2 | 2 |
| 7 | *R. Carrasco | 23 | 1/7 14.3% | 1/5 20% | 0/2 0% | 0/0 0% | 0 | 1 | 1 | 2 | 2 | 1 | 2 | 0 | -7 | 0 | 2 |
| 14 | F. Salvador | 4 | 0/2 0% | 0/1 0% | 0/1 0% | 0/0 0% | 0 | 2 | 2 | 0 | 0 | 0 | 0 | 0 | -2 | 0 | 0 |
| 8 | J. Bernacer | DNP | | | | | | | | | | | | | | | |
| 9 | C. Alocen | DNP | | | | | | | | | | | | | | | |
| 10 | U. Mendicote | DNP | | | | | | | | | | | | | | | |

Equipo

1 1 2 0 0

| | | | | | | | | | | | | | | | | |
|----------------|------------|--------------------|--------------------|-------------------|--------------------|----------|-----------|-----------|----------|-----------|-----------|-----------|----------|-----------|-----------|-----------|
| TOTALES | 200 | 29/64 45.3% | 26/48 54.2% | 3/16 18.8% | 13/23 56.5% | 5 | 27 | 32 | 9 | 19 | 13 | 15 | 3 | 11 | 73 | 74 |
|----------------|------------|--------------------|--------------------|-------------------|--------------------|----------|-----------|-----------|----------|-----------|-----------|-----------|----------|-----------|-----------|-----------|

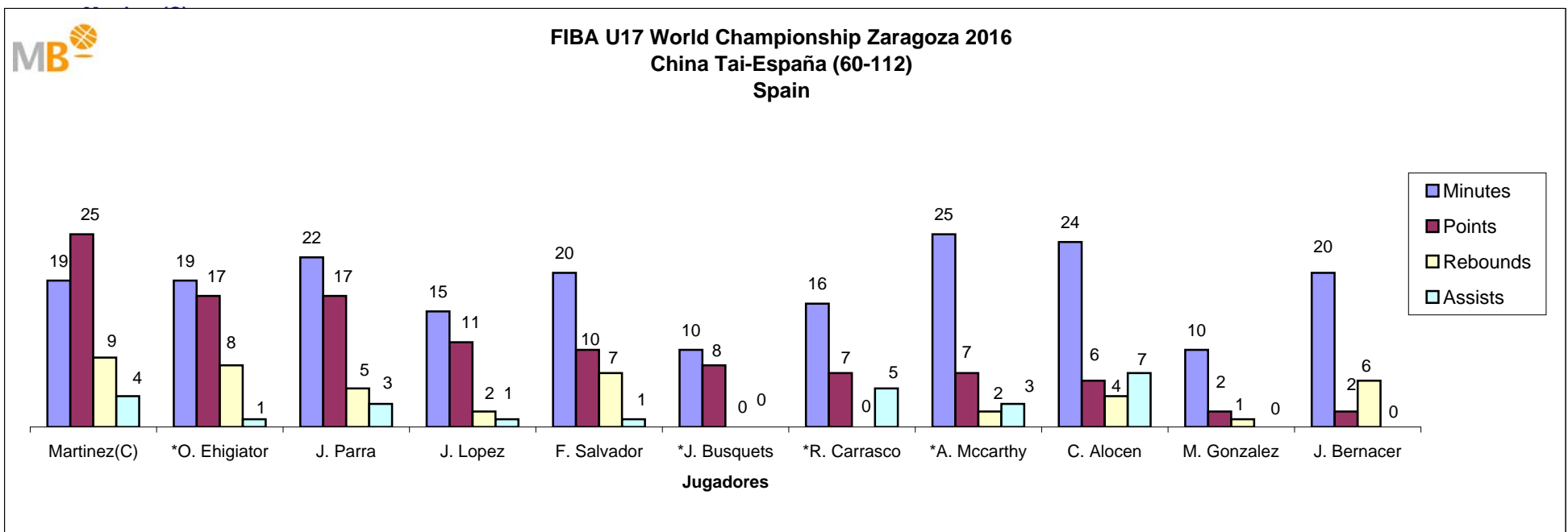


FIBA U17 World Championship Zaragoza 2016



| | | | | |
|---------------------------|-----------|-----------|-----------|-----------|
| China Tai-España (60-112) | Q1 | Q2 | Q3 | Q4 |
| Round of 16 | 18 | 11 | 15 | 16 |
| | 31 | 29 | 35 | 17 |

| Spain | | Shots | | | | | Rebounds | | | | | Other | | | | | |
|----------------|-----------------|------------|--------------------|--------------------|-------------------|--------------------|-----------|-----------|-----------|-----------|-----------|-----------|-----------|----------|-----------|------------|------------|
| # | Players | Min | FG | 2pts | 3pts | FT | O | D | Tot | As | PF | To | St | BS | +/- | Ef | Pts |
| 13 | *S. Martinez(C) | 19 | 11/16 68.8% | 11/15 73.3% | 0/10% | 3/4 75% | 4 | 5 | 9 | 4 | 0 | 3 | 5 | 1 | 42 | 35 | 25 |
| 12 | *O. Ehigiator | 19 | 7/8 87.5% | 7/8 87.5% | 0/0% | 3/11 27.3% | 4 | 4 | 8 | 1 | 3 | 3 | 2 | 1 | 24 | 17 | 17 |
| 15 | J. Parra | 22 | 6/11 54.5% | 6/11 54.5% | 0/0% | 5/8 62.5% | 2 | 3 | 5 | 3 | 5 | 1 | 2 | 0 | 10 | 18 | 17 |
| 6 | J. Lopez | 15 | 3/5 60% | 2/4 50% | 1/1 100% | 4/4 100% | 1 | 1 | 2 | 1 | 1 | 0 | 1 | 0 | 16 | 13 | 11 |
| 14 | F. Salvador | 20 | 4/7 57.1% | 3/5 60% | 1/2 50% | 1/2 50% | 0 | 7 | 7 | 1 | 5 | 2 | 0 | 1 | 28 | 13 | 10 |
| 4 | *J. Busquets | 10 | 3/5 60% | 1/2 50% | 2/3 66.7% | 0/0% | 0 | 0 | 0 | 0 | 1 | 0 | 0 | 0 | 13 | 6 | 8 |
| 7 | *R. Carrasco | 16 | 3/7 42.9% | 2/6 33.3% | 1/1 100% | 0/0% | 0 | 0 | 0 | 5 | 1 | 0 | 1 | 0 | 28 | 9 | 7 |
| 11 | *A. Mccarthy | 25 | 3/4 75% | 3/4 75% | 0/0% | 1/2 50% | 2 | 0 | 2 | 3 | 2 | 1 | 2 | 0 | 48 | 11 | 7 |
| 9 | C. Alocen | 24 | 2/5 40% | 2/4 50% | 0/10% | 2/4 50% | 0 | 4 | 4 | 7 | 0 | 3 | 5 | 0 | 24 | 14 | 6 |
| 5 | M. Gonzalez | 10 | 1/3 33.3% | 1/1 100% | 0/20% | 0/0% | 0 | 1 | 1 | 0 | 1 | 0 | 1 | 0 | 20 | 2 | 2 |
| 8 | J. Bernacer | 20 | 1/3 33.3% | 1/2 50% | 0/10% | 0/0% | 2 | 4 | 6 | 0 | 1 | 2 | 0 | 0 | 7 | 4 | 2 |
| 10 | U. Mendicote | DNP | | | | | | | | | | | | | | | |
| Equipo | | | | | | | 1 | 5 | 6 | | 0 | 0 | | | | | |
| TOTALES | | 200 | 44/74 59.5% | 39/62 62.9% | 5/12 41.7% | 19/35 54.3% | 16 | 34 | 50 | 25 | 20 | 15 | 19 | 3 | 52 | 142 | 112 |



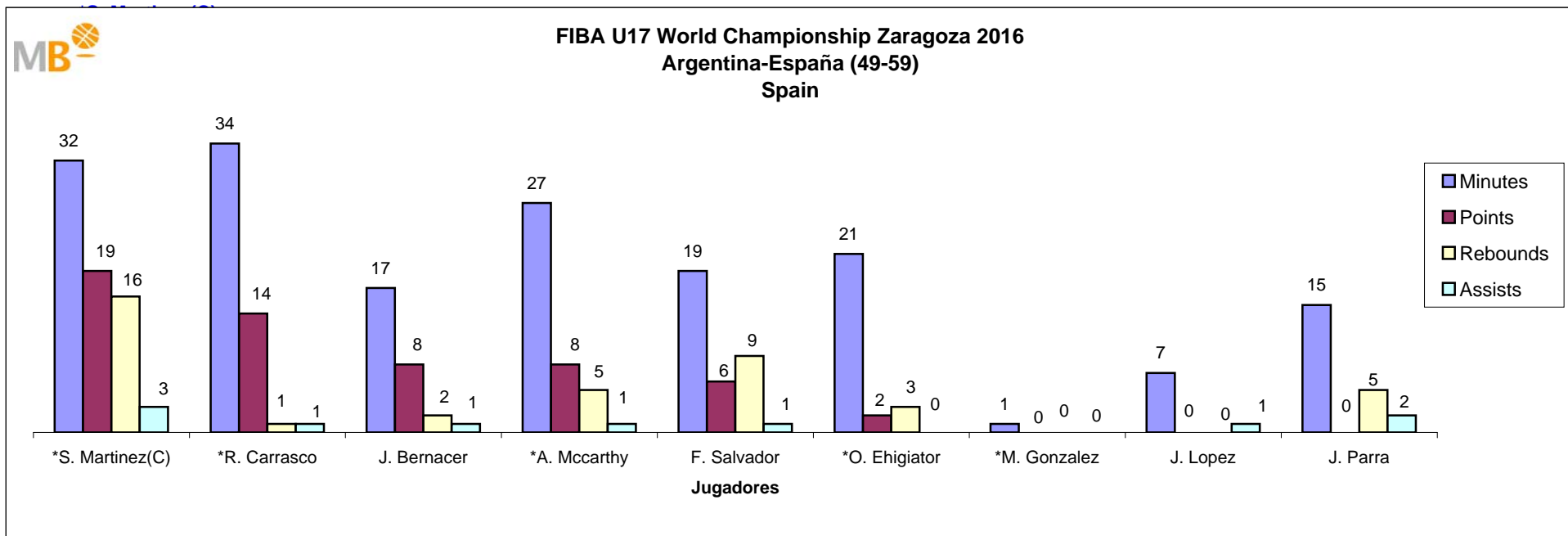
FIBA U17 World Championship Zaragoza 2016



Argentina-España (49-59)
Group Phase Game 03

| Q1 | Q2 | Q3 | Q4 |
|----|----|----|----|
| 8 | 12 | 19 | 10 |
| 14 | 18 | 11 | 16 |

| # | Players | Min | Shots | | | | Rebounds | | | | PF | To | St | BS | +/- | Ef | Pts |
|---------|-----------------|-----|------------|------------|-----------|-----------|----------|----|-----|----|----|----|----|----|-----|----|-----|
| | | | FG | 2pts | 3pts | FT | O | D | Tot | As | | | | | | | |
| 13 | *S. Martinez(C) | 32 | 6/1735.3% | 6/1540% | 0/20% | 7/1163.6% | 4 | 12 | 16 | 3 | 2 | 6 | 0 | 0 | 11 | 17 | 19 |
| 7 | *R. Carrasco | 34 | 3/933.3% | 2/540% | 1/425% | 7/887.5% | 0 | 1 | 1 | 1 | 3 | 2 | 2 | 0 | 9 | 9 | 14 |
| 8 | J. Bernacer | 17 | 3/3100% | 2/2100% | 1/1100% | 1/250% | 0 | 2 | 2 | 1 | 2 | 1 | 1 | 0 | 12 | 10 | 8 |
| 11 | *A. Mccarthy | 27 | 3/560% | 3/560% | 0/0-% | 2/2100% | 2 | 3 | 5 | 1 | 0 | 2 | 2 | 1 | 0 | 13 | 8 |
| 14 | F. Salvador | 19 | 2/540% | 1/333.3% | 1/250% | 1/425% | 1 | 8 | 9 | 1 | 5 | 2 | 0 | 0 | 4 | 8 | 6 |
| 12 | *O. Ehigiator | 21 | 1/250% | 1/250% | 0/0-% | 0/0-% | 1 | 2 | 3 | 0 | 3 | 4 | 1 | 1 | 9 | 2 | 2 |
| 5 | *M. Gonzalez | 1 | 0/0-% | 0/0-% | 0/0-% | 0/0-% | 0 | 0 | 0 | 0 | 0 | 0 | 0 | 0 | 0 | 0 | 0 |
| 6 | J. Lopez | 7 | 0/10% | 0/0-% | 0/10% | 0/0-% | 0 | 0 | 0 | 1 | 0 | 1 | 1 | 0 | -1 | 0 | 0 |
| 15 | J. Parra | 15 | 0/20% | 0/20% | 0/0-% | 0/0-% | 1 | 4 | 5 | 2 | 3 | 3 | 1 | 0 | 1 | 3 | 0 |
| 9 | C. Alocen | DNP | | | | | | | | | | | | | | | |
| 10 | U. Mendicote | DNP | | | | | | | | | | | | | | | |
| Equipo | | | | | | | 2 | 2 | 4 | | 0 | 0 | | | | | |
| TOTALES | | 200 | 18/5532.7% | 15/3839.5% | 3/1717.6% | 20/2969% | 13 | 36 | 49 | 13 | 20 | 22 | 8 | 2 | 10 | 59 | 59 |



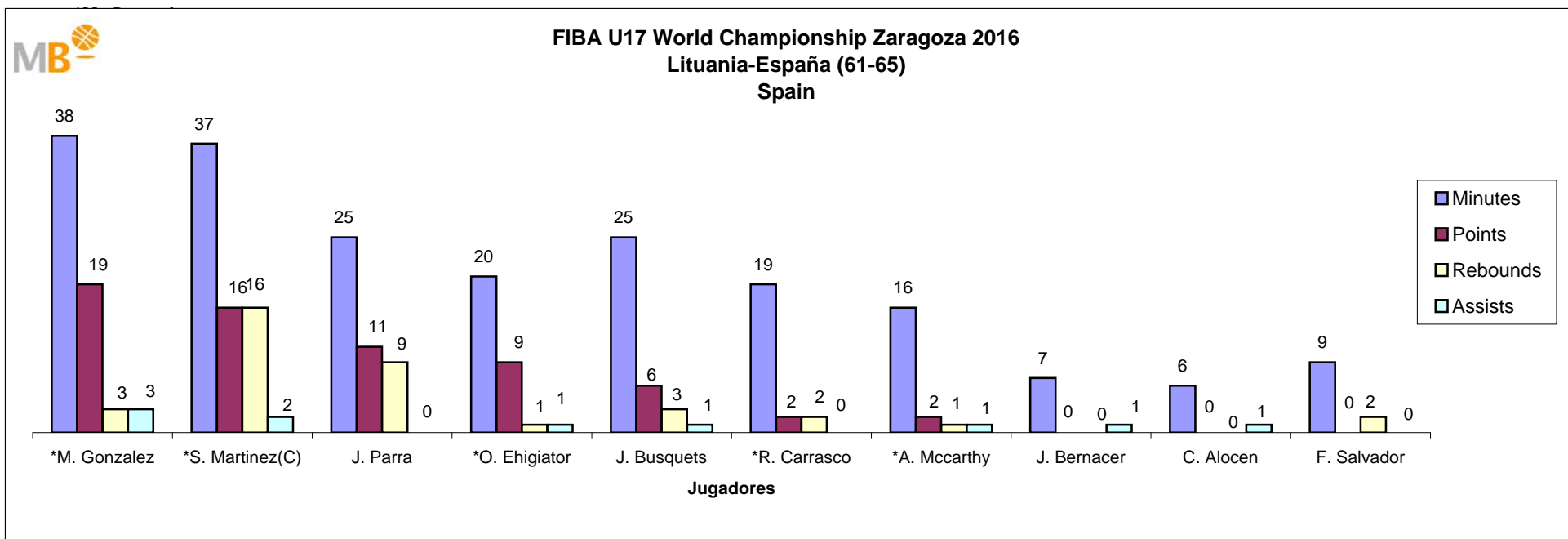
FIBA U17 World Championship Zaragoza 2016



Lituania-España (61-65)
Group Phase Game 02

| Q1 | Q2 | Q3 | Q4 |
|----|----|----|----|
| 18 | 22 | 7 | 14 |
| 9 | 23 | 13 | 20 |

| # | Players | Min | Shots | | | | Rebounds | | | | PF | To | St | BS | +/- | Ef | Pts |
|---------|-----------------|-----|-------------|-------------|------------|-------------|----------|----|-----|----|----|----|----|----|-----|----|-----|
| | | | FG | 2pts | 3pts | FT | O | D | Tot | As | | | | | | | |
| 5 | *M. Gonzalez | 38 | 7/19 36.8% | 4/8 50% | 3/11 27.3% | 2/4 50% | 1 | 2 | 3 | 3 | 3 | 4 | 3 | 1 | 1 | 11 | 19 |
| 13 | *S. Martinez(C) | 37 | 5/12 41.7% | 4/10 40% | 1/2 50% | 5/8 62.5% | 1 | 15 | 16 | 2 | 4 | 6 | 1 | 2 | 5 | 21 | 16 |
| 15 | J. Parra | 25 | 4/8 50% | 3/7 42.9% | 1/1 100% | 2/6 33.3% | 2 | 7 | 9 | 0 | 4 | 3 | 3 | 1 | 15 | 13 | 11 |
| 12 | *O. Ehigiator | 20 | 4/4 100% | 4/4 100% | 0/0 0% | 1/1 100% | 0 | 1 | 1 | 1 | 4 | 2 | 1 | 2 | 9 | 12 | 9 |
| 4 | J. Busquets | 25 | 1/5 20% | 1/2 50% | 0/3 0% | 4/4 100% | 0 | 3 | 3 | 1 | 4 | 3 | 0 | 0 | 6 | 3 | 6 |
| 7 | *R. Carrasco | 19 | 0/1 0% | 0/1 0% | 0/0 0% | 2/2 100% | 1 | 1 | 2 | 0 | 3 | 4 | 2 | 0 | 1 | 1 | 2 |
| 11 | *A. Mccarthy | 16 | 0/2 0% | 0/2 0% | 0/0 0% | 2/2 100% | 0 | 1 | 1 | 1 | 1 | 1 | 0 | 0 | 1 | 1 | 2 |
| 8 | J. Bernacer | 7 | 0/0 0% | 0/0 0% | 0/0 0% | 0/0 0% | 0 | 0 | 0 | 1 | 2 | 0 | 0 | 0 | 4 | 1 | 0 |
| 9 | C. Allocen | 6 | 0/0 0% | 0/0 0% | 0/0 0% | 0/0 0% | 0 | 0 | 0 | 1 | 0 | 1 | 1 | 0 | -12 | 1 | 0 |
| 14 | F. Salvador | 9 | 0/1 0% | 0/0 0% | 0/1 0% | 0/0 0% | 1 | 1 | 2 | 0 | 0 | 0 | 0 | 0 | -10 | 1 | 0 |
| 6 | J. Lopez | DNP | | | | | | | | | | | | | | | |
| 10 | U. Mendicote | DNP | | | | | | | | | | | | | | | |
| Equipo | | | | | | | 1 | 4 | 5 | 0 | 0 | | | | | | |
| TOTALES | | 200 | 21/52 40.4% | 16/34 47.1% | 5/18 27.8% | 18/27 66.7% | 7 | 35 | 42 | 10 | 25 | 24 | 11 | 6 | 4 | 65 | 65 |



FIBA U17 World Championship Zaragoza 2016

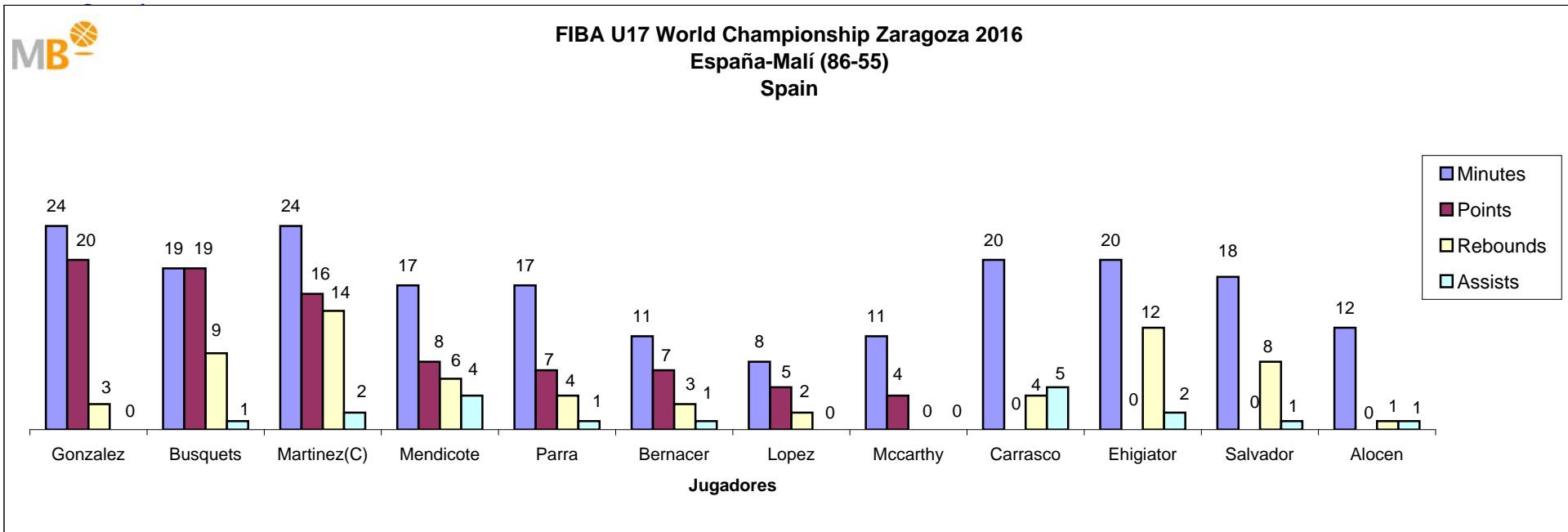


España-Malí (86-55)
Group Phase Game 01

| Q1 | Q2 | Q3 | Q4 |
|----|----|----|----|
| 18 | 16 | 26 | 26 |
| 17 | 6 | 8 | 24 |

Spain

| # | Players | Min | Shots | | | | Rebounds | | | | PF | To | St | BS | +/- | Ef | Pts |
|----------------|-----------------|------------|-------------------|-------------------|-------------------|-----------------|-----------|-----------|-----------|-----------|-----------|-----------|----------|----------|-----------|-----------|-----------|
| | | | FG | 2pts | 3pts | FT | O | D | Tot | As | | | | | | | |
| 5 | *M. Gonzalez | 24 | 7/1258.3% | 1/1100% | 6/1154.5% | 0/0-% | 0 | 3 | 3 | 0 | 1 | 5 | 1 | 1 | 23 | 15 | 20 |
| 4 | J. Busquets | 19 | 7/1353.8% | 2/366.7% | 5/1050% | 0/0-% | 2 | 7 | 9 | 1 | 1 | 2 | 1 | 0 | 26 | 22 | 19 |
| 13 | *S. Martinez(C) | 24 | 5/1338.5% | 5/1050% | 0/30% | 6/966.7% | 5 | 9 | 14 | 2 | 1 | 9 | 1 | 0 | 31 | 13 | 16 |
| 10 | *U. Mendicote | 17 | 2/633.3% | 2/540% | 0/10% | 4/666.7% | 4 | 2 | 6 | 4 | 1 | 0 | 1 | 1 | 14 | 14 | 8 |
| 15 | J. Parra | 17 | 3/837.5% | 3/742.9% | 0/10% | 1/250% | 3 | 1 | 4 | 1 | 1 | 1 | 1 | 0 | 0 | 6 | 7 |
| 8 | J. Bernacer | 11 | 2/540% | 2/366.7% | 0/20% | 3/742.9% | 0 | 3 | 3 | 1 | 2 | 2 | 1 | 0 | 6 | 3 | 7 |
| 6 | J. Lopez | 8 | 1/520% | 0/20% | 1/333.3% | 2/450% | 1 | 1 | 2 | 0 | 2 | 1 | 0 | 0 | -9 | 0 | 5 |
| 11 | A. Mccarthy | 11 | 2/366.7% | 2/366.7% | 0/0-% | 0/0-% | 0 | 0 | 0 | 0 | 2 | 0 | 0 | 0 | -5 | 3 | 4 |
| 7 | *R. Carrasco | 20 | 0/30% | 0/10% | 0/20% | 0/20% | 1 | 3 | 4 | 5 | 1 | 2 | 1 | 0 | 38 | 3 | 0 |
| 12 | *O. Ehigiator | 20 | 0/40% | 0/40% | 0/0-% | 0/0-% | 7 | 5 | 12 | 2 | 1 | 3 | 0 | 0 | 31 | 7 | 0 |
| 14 | F. Salvador | 18 | 0/10% | 0/0-% | 0/10% | 0/0-% | 0 | 8 | 8 | 1 | 2 | 2 | 0 | 0 | -2 | 6 | 0 |
| 9 | C. Alocen | 12 | 0/20% | 0/0-% | 0/20% | 0/20% | 0 | 1 | 1 | 1 | 0 | 4 | 1 | 0 | 2 | -5 | 0 |
| Equipo | | | | | | | 4 | 4 | 8 | | 0 | 0 | | | | | |
| TOTALES | | 200 | 29/7538.7% | 17/3943.6% | 12/3633.3% | 16/3250% | 27 | 47 | 74 | 18 | 15 | 31 | 8 | 2 | 31 | 87 | 86 |



FIBA U17 World Championship Men Zaragoza 2016



| Equipo | |
|--------|--|
| 4 |  España |
| 5 |  Canadá |
| 6 |  Francia |
| 7 |  Australia |
| 8 |  Corea del Sur |
| 9 |  Bosnia y Herzegovina |
| 10 |  China |

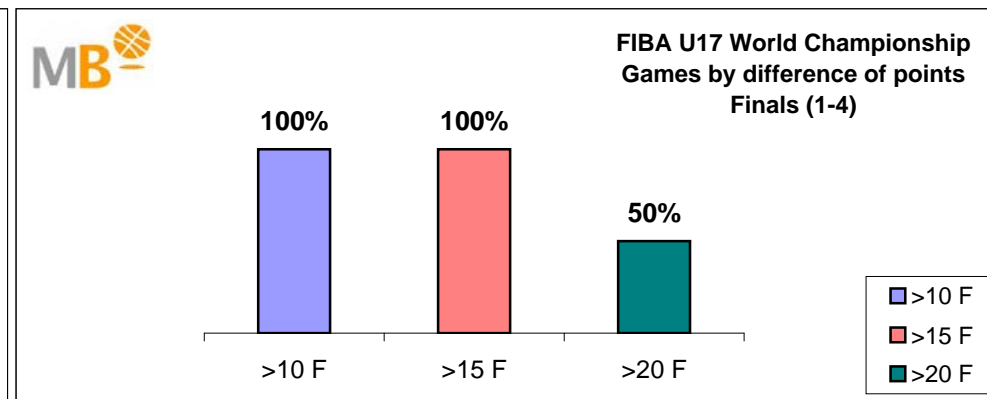
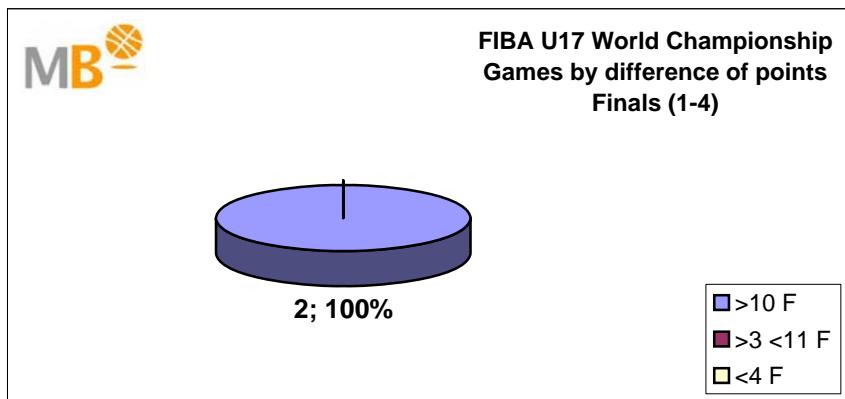
| Equipo | |
|--------|--|
| 11 |  República Dominicana |
| 12 |  Finlandia |
| 13 |  Argentina |
| 14 |  China Taipei |
| 15 |  Malí |
| 16 |  Egipto |

FIBA U17 World Championship Men Zaragoza 2016

Finals (1-4)



| Games | Score | 1Q | 2Q | 3Q | 4Q | O | O | T | T | E2°Q | E3°Q | >10 2° | >10 3° | >10 F | >3 <11 F | <4 F | |
|---------------------------------|--------------|----|----|----|----|----|----|----|----|------|------|----------|----------|----------|----------|----------|---|
| 1 Lituania-España | 81-63 | 23 | 8 | 21 | 21 | 22 | 10 | 15 | 24 | 81 | 63 | 44 | 29 | 66 | 39 | 1 | 0 |
| 2 Estados Unidos-Turquía | 96-56 | 25 | 10 | 25 | 10 | 23 | 16 | 23 | 20 | 96 | 56 | 50 | 20 | 73 | 36 | 1 | 0 |
| | | | | | | | | | | | | 2 | 2 | 2 | 0 | 0 | |



| Classification | Country | Category | Description |
|----------------|----------|----------|--|
| 1 | USA | >10 F | Games finished with a difference of more than 10 points |
| 2 | Turquía | >15 F | Games finished with a difference of more than 15 points |
| 3 | Lituania | >20 F | Games finished with a difference of more than 20 points |
| 4 | Spain | >3<11 F | Games finished with a difference between 4 and 10 points |
| | | <4F | Games finished with a difference of less than 4 points |

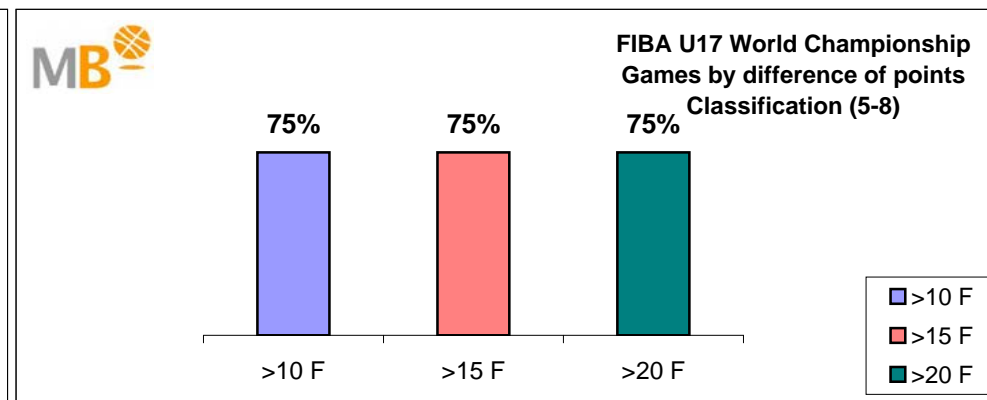
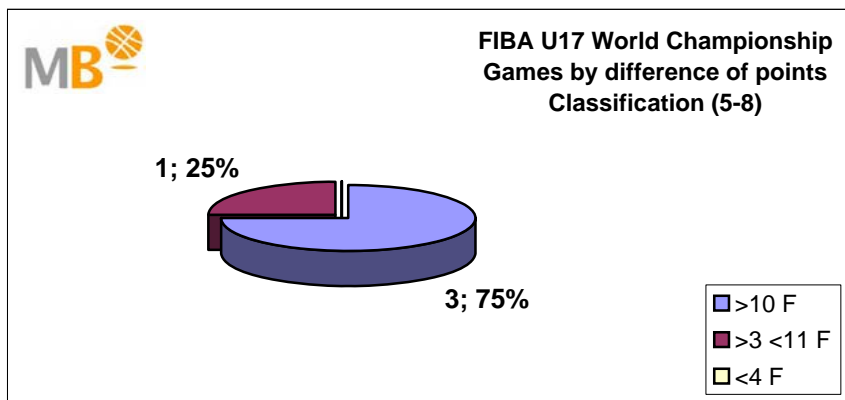


FIBA U17 World Championship Men Zaragoza 2016

Classification (5-8)



| Games | Score | 1Q | 2Q | 3Q | 4Q | O | O | T | T | E2°Q | E3°Q | >10 2° | >10 3° | >10 F | >3 <11 F | <4 F | |
|---|---------------|----|----|----|----|----|----|----|----|------|------|----------|----------|----------|----------|----------|---|
| 1 Canadá -Australia | <u>96-58</u> | 27 | 12 | 25 | 12 | 34 | 18 | 10 | 16 | 96 | 58 | 52 | 24 | 86 | 42 | 1 | 0 |
| 2 Corea del Sur - Francia | <u>61-119</u> | 10 | 28 | 14 | 34 | 15 | 25 | 22 | 32 | 61 | 119 | 24 | 62 | 39 | 87 | 1 | 0 |
| 3 Corea del Sur - Australia | <u>76-83</u> | 16 | 20 | 16 | 20 | 20 | 21 | 24 | 22 | 76 | 83 | 32 | 40 | 52 | 61 | 0 | 1 |
| 4 Francia - Canadá | <u>68-99</u> | 17 | 21 | 13 | 22 | 18 | 36 | 20 | 20 | 68 | 99 | 30 | 43 | 48 | 79 | 1 | 0 |
| | | | | | | | | | | | | 3 | 3 | 3 | 1 | 0 | |



| Classification | Color | Description |
|------------------------|---------|--|
| 1 Canada | >10 F | Games finished with a difference of more than 10 points |
| 2 France | >15 F | Games finished with a difference of more than 15 points |
| 3 Australia | >20 F | Games finished with a difference of more than 20 points |
| 4 Corea del Sur | >3<11 F | Games finished with a difference between 4 and 10 points |
| | <4F | Games finished with a difference of less than 4 points |

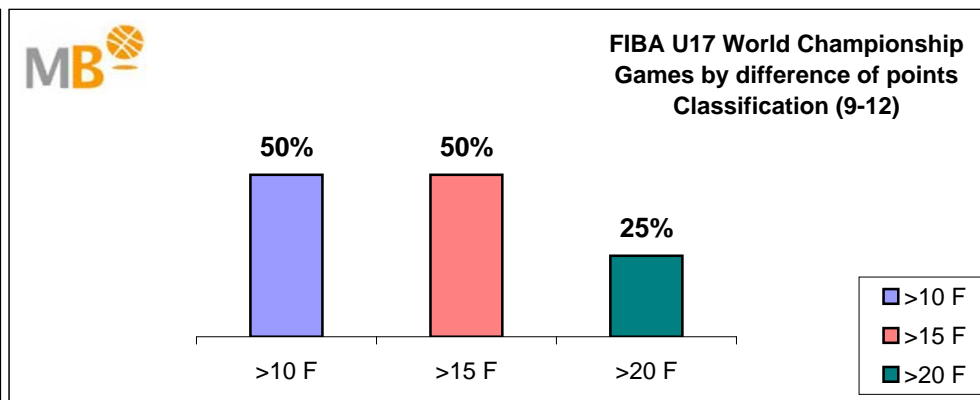
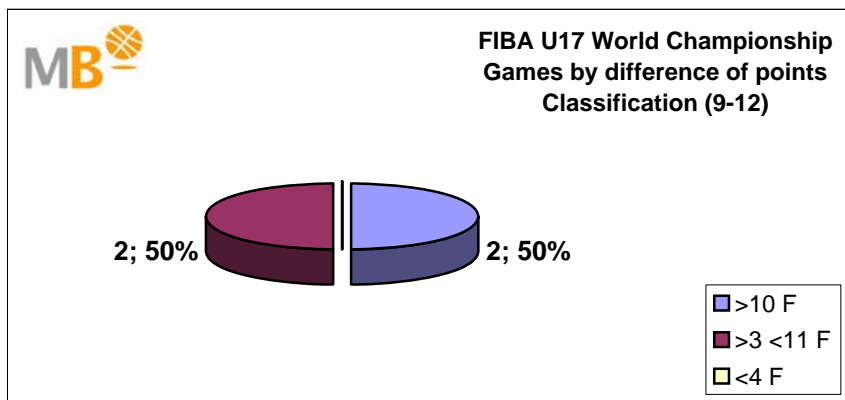


FIBA U17 World Championship Men Zaragoza 2016

Classification (9-12)



| Games | Score | 1Q | 2Q | 3Q | 4Q | O | O | T | T | E2°Q | E3°Q | >10 2° | >10 3° | >10 F | >3 <11 F | <4 F | |
|-------------------------------|--------------|----|----|----|----|----|----|----|----|------|------|----------|----------|----------|----------|----------|---|
| 1 Rep Dominicana-Bosnia y Her | <u>73-96</u> | 14 | 26 | 20 | 28 | 18 | 22 | 21 | 20 | 73 | 96 | 34 | 54 | 52 | 76 | 1 | 0 |
| 2 China-Finlandia | <u>77-57</u> | 11 | 16 | 16 | 21 | 26 | 7 | 24 | 13 | 77 | 57 | 27 | 37 | 53 | 44 | 0 | 0 |
| 3 Finlandia-Rep Dominicana | <u>56-65</u> | 19 | 17 | 19 | 11 | 7 | 19 | 11 | 18 | 56 | 65 | 38 | 28 | 45 | 47 | 0 | 1 |
| 4 China-Bosnia y Herzegovina | <u>84-88</u> | 18 | 28 | 16 | 21 | 28 | 12 | 22 | 27 | 84 | 88 | 34 | 49 | 62 | 61 | 1 | 0 |
| | | | | | | | | | | | | 2 | 1 | 2 | 2 | 0 | |



| | | | |
|----|----------------------|----------|--|
| 9 | Bosnia y Herzegovina | >10 F | Games finished with a difference of more than 10 points |
| 10 | China | >15 F | Games finished with a difference of more than 15 points |
| 11 | Rep Dominicana | >20 F | Games finished with a difference of more than 20 points |
| 12 | Finlandia | >3 <11 F | Games finished with a difference between 4 and 10 points |
| | | <4 F | Games finished with a difference of less than 4 points |

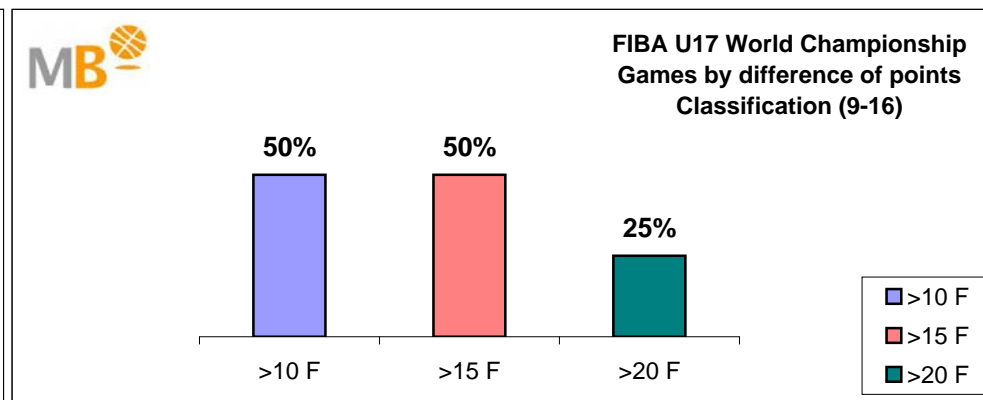
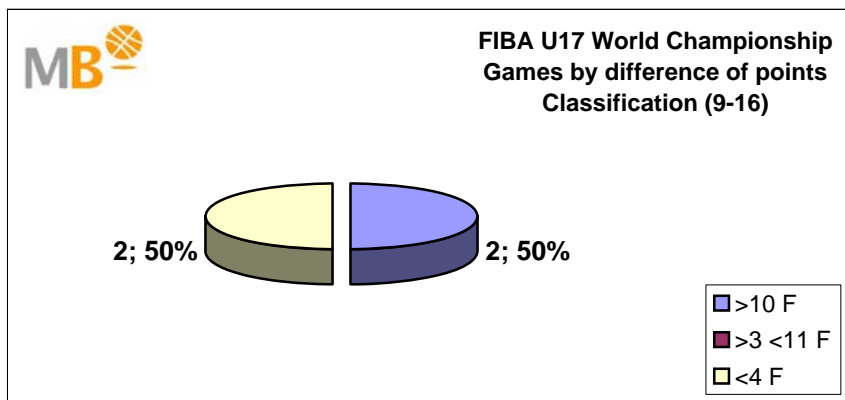


FIBA U17 World Championship Men Zaragoza 2016

Classification (9-16)



| Games | Score | 1Q | 2Q | 3Q | 4Q | O | O | T | T | E2 ^o Q | E3 ^o Q | >10 2 ^o | >10 3 ^o | >10 F | >3 <11 F | <4 F | | | | | | |
|---------------------------------|--------------|----|----|----|----|----|----|----|----|-------------------|-------------------|--------------------|--------------------|----------|----------|----------|----|---|---|---|---|---|
| 1 Mali-China Taipei | 61-77 | 19 | 18 | 16 | 17 | 14 | 23 | 12 | 19 | | | 61 | 77 | 35 | 35 | 49 | 58 | 0 | 0 | 1 | 0 | 0 |
| 2 Argentina-Egipto | 76-73 | 11 | 18 | 12 | 11 | 18 | 17 | 11 | 6 | 24 | 21 | 76 | 73 | 23 | 29 | 41 | 46 | 0 | 0 | 0 | 0 | 1 |
| 3 Egipto-Mali | 38-61 | 12 | 16 | 9 | 13 | 7 | 12 | 10 | 20 | | | 38 | 61 | 21 | 29 | 28 | 41 | 0 | 1 | 1 | 0 | 0 |
| 4 Argentina-China Taipei | 67-64 | 12 | 17 | 22 | 18 | 17 | 16 | 16 | 13 | | | 67 | 64 | 34 | 35 | 51 | 51 | 0 | 0 | 0 | 0 | 1 |
| | | | | | | | | | | | | 0 | 1 | 2 | 0 | 2 | | | | | | |



| | | | |
|----|-----------------------|-----------------------|--|
| 13 | Classification | >10 F | Games finished with a difference of more than 10 points |
| 14 | Argentina | >15 F | Games finished with a difference of more than 15 points |
| 14 | China Taipei | >20 F | Games finished with a difference of more than 20 points |
| 15 | Mali | >3 <11 F | Games finished with a difference between 4 and 10 points |
| 16 | Egipto | <4 F | Games finished with a difference of less than 4 points |

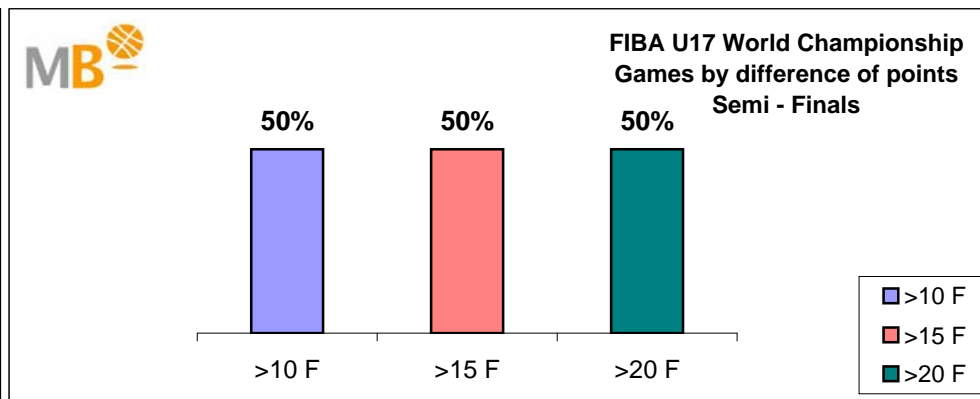
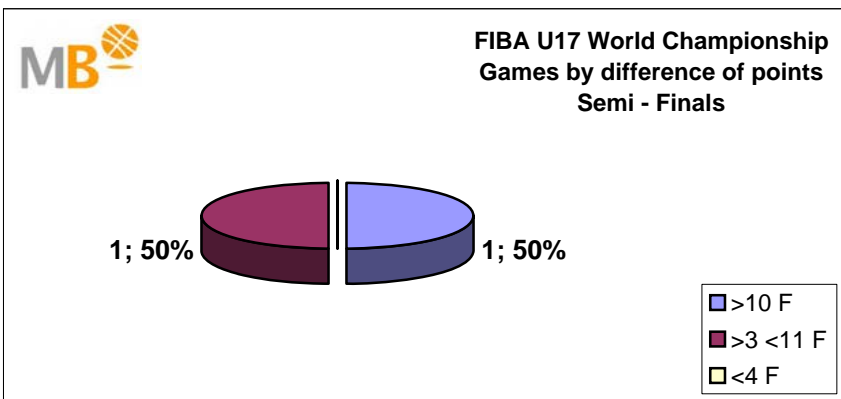


FIBA U17 World Championship Men Zaragoza 2016

Semi - Finals



| Games | Score | 1Q | 2Q | 3Q | 4Q | O | O | T | T | E2ºQ | E3ºQ | >10 2º | >10 3º | >10 F | >3 <11 F | <4 F | | | | | | |
|----------------------------------|--------------|----|----|----|----|----|----|----|----|------|------|--------|--------|-------|----------|------|----|---|---|---|---|---|
| 1 Turquía-España | 83-79 | 18 | 19 | 13 | 24 | 22 | 14 | 20 | 16 | 10 | 6 | 83 | 79 | 31 | 43 | 53 | 57 | 1 | 0 | 0 | 1 | 0 |
| 2 Estados Unidos-Lituania | 98-70 | 26 | 23 | 21 | 14 | 28 | 10 | 23 | 23 | | | 98 | 70 | 47 | 37 | 75 | 47 | 0 | 1 | 1 | 0 | 0 |
| | | | | | | | | | | | | | | | | | | 1 | 1 | 1 | 1 | 0 |



- >10 F Games finished with a difference of more than 10 points
- >15 F Games finished with a difference of more than 15 points
- >20 F Games finished with a difference of more than 20 points
- >3<11 F Games finished with a difference between 4 and 10 points
- <4F Games finished with a difference of less than 4 points

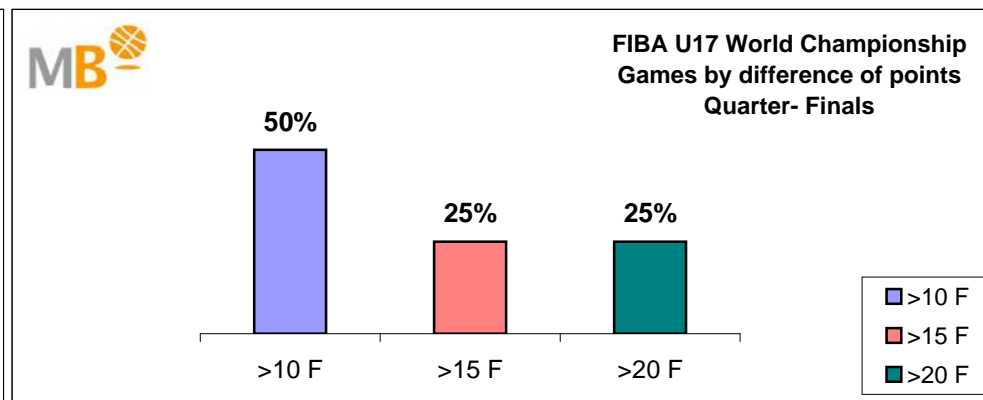
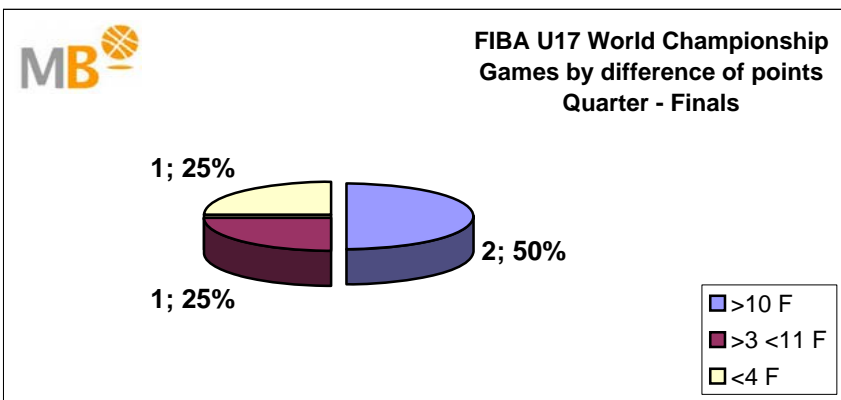


FIBA U17 World Championship Men Zaragoza 2016

Quarter - Finals



| Games | Score | 1Q | 2Q | 3Q | 4Q | O | O | T | T | E2°Q | E3°Q | >10 2° | >10 3° | >10 F | >3 <11 F | <4 F | | | | | | |
|---------------------------------------|---------------|----|----|----|----|----|----|----|----|------|------|--------|--------|-------|----------|------|----|---|---|---|---|---|
| 1 Turquía-Canadá | 80-74 | 17 | 16 | 23 | 20 | 13 | 18 | 27 | 20 | | | 80 | 74 | 40 | 36 | 53 | 54 | 0 | 0 | 0 | 1 | 0 |
| 2 Lituania-Francia | 73-72 | 25 | 10 | 13 | 16 | 10 | 20 | 15 | 17 | 10 | 9 | 73 | 72 | 38 | 26 | 48 | 46 | 1 | 0 | 0 | 0 | 1 |
| 3 España-Australia | 74-63 | 11 | 9 | 19 | 24 | 17 | 14 | 27 | 16 | | | 74 | 63 | 30 | 33 | 47 | 47 | 0 | 0 | 1 | 0 | 0 |
| 4 Estados Unidos-Corea del Sur | 133-91 | 26 | 17 | 39 | 15 | 31 | 21 | 37 | 28 | | | 133 | 81 | 65 | 32 | 96 | 53 | 1 | 1 | 1 | 1 | 0 |
| | | | | | | | | | | | | | | | | | | 2 | 1 | 2 | 1 | 1 |



- >10 F** Games finished with a difference of more than 10 points
- >15 F** Games finished with a difference of more than 15 points
- >20 F** Games finished with a difference of more than 20 points
- >3<11 F** Games finished with a difference between 4 and 10 points
- <4F** Games finished with a difference of less than 4 points

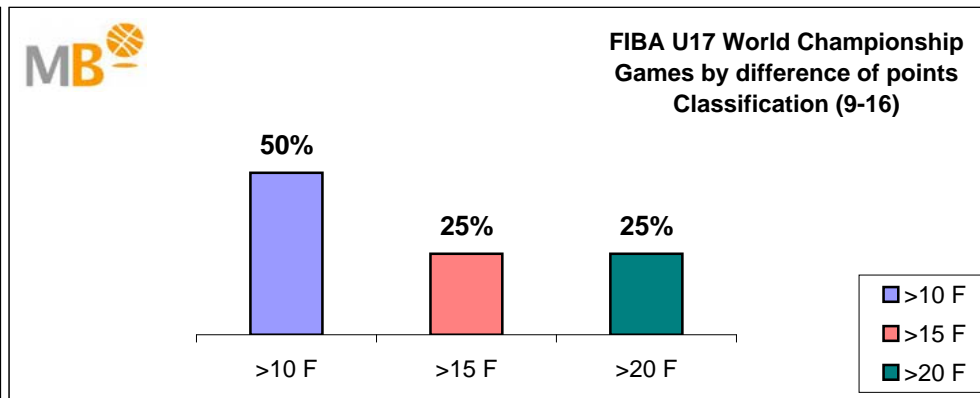
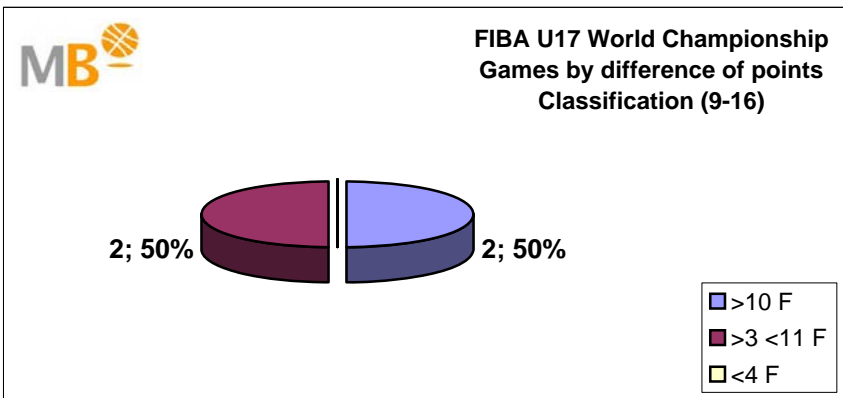


FIBA U17 World Championship Men Zaragoza 2016

Classification (9-16)



| Games | Score | 1Q | 2Q | 3Q | 4Q | O | O | T | T | E2°Q | E3°Q | >10 2° | >10 3° | >10 F | >3 <11 F | <4 F | | | | |
|------------------------------|---------------|----|----|----|----|----|----|----|----|------|------|--------|--------|-------|----------|------|---|---|---|---|
| 1 Egipto-Finlandia | <u>73-84</u> | 18 | 28 | 23 | 6 | 14 | 33 | 18 | 17 | 73 | 84 | 41 | 34 | 55 | 67 | 0 | 1 | 1 | 0 | 0 |
| 2 Mali-República Dominicana | <u>70-74</u> | 14 | 23 | 18 | 19 | 16 | 24 | 22 | 8 | 70 | 74 | 32 | 42 | 48 | 66 | 0 | 1 | 0 | 1 | 0 |
| 3 China Taipei-Bosnia y Herz | <u>75-105</u> | 15 | 21 | 11 | 23 | 19 | 22 | 30 | 39 | 75 | 105 | 26 | 44 | 45 | 66 | 1 | 1 | 1 | 0 | 0 |
| 4 Argentina-China | <u>74-80</u> | 22 | 27 | 19 | 16 | 11 | 19 | 22 | 18 | 74 | 80 | 41 | 43 | 52 | 62 | 0 | 0 | 0 | 1 | 0 |
| | | | | | | | | | | | | 1 | 3 | 2 | 2 | 0 | | | | |



- >10 F Games finished with a difference of more than 10 points
- >15 F Games finished with a difference of more than 15 points
- >20 F Games finished with a difference of more than 20 points
- >3<11 F Games finished with a difference between 4 and 10 points
- <4F Games finished with a difference of less than 4 points

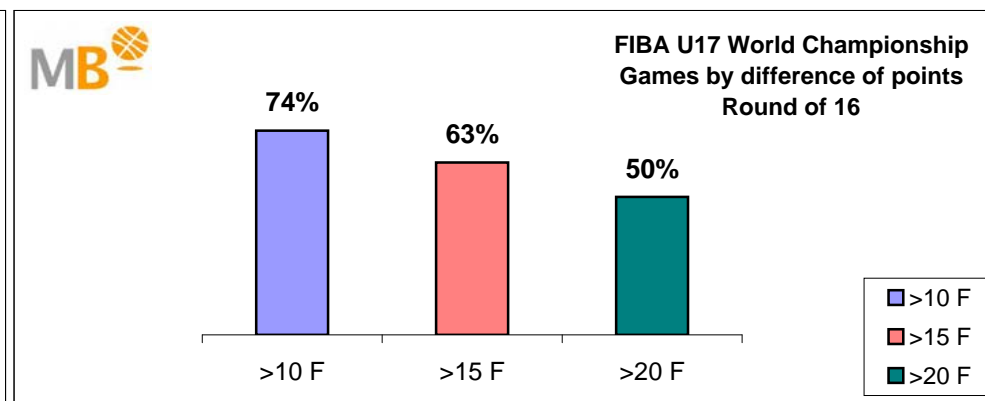
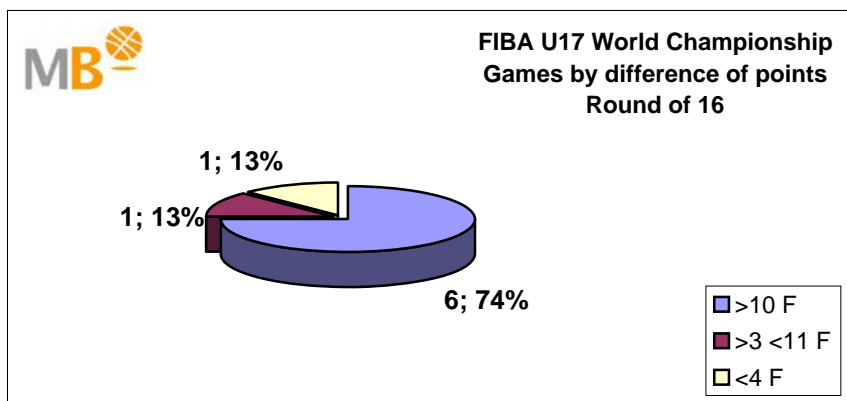


FIBA U17 World Championship Men Zaragoza 2016

Round of 16



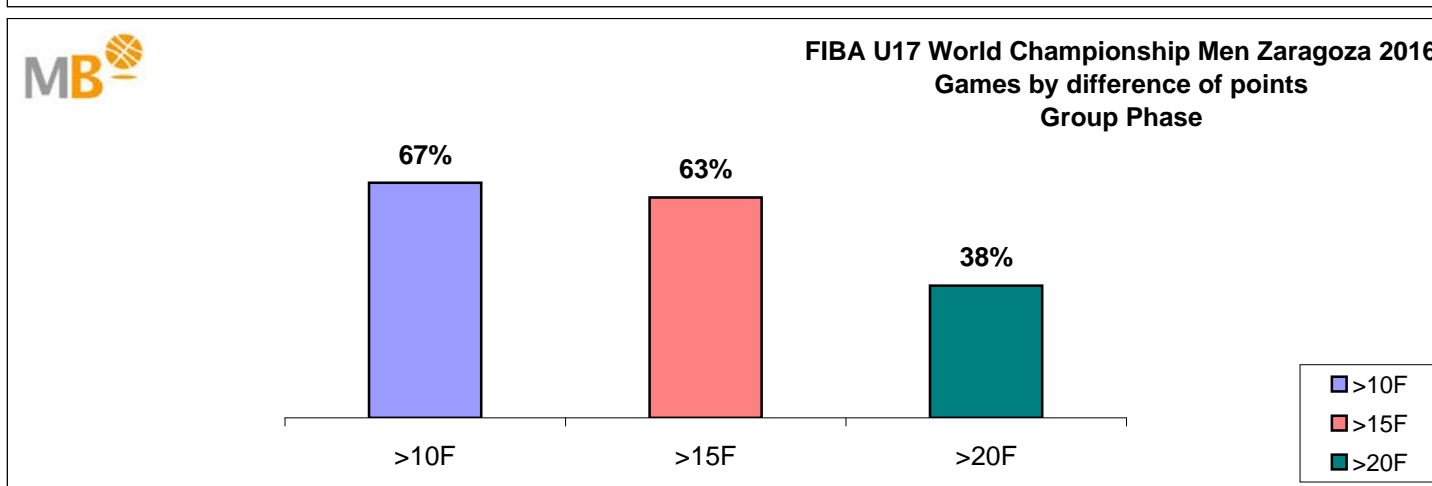
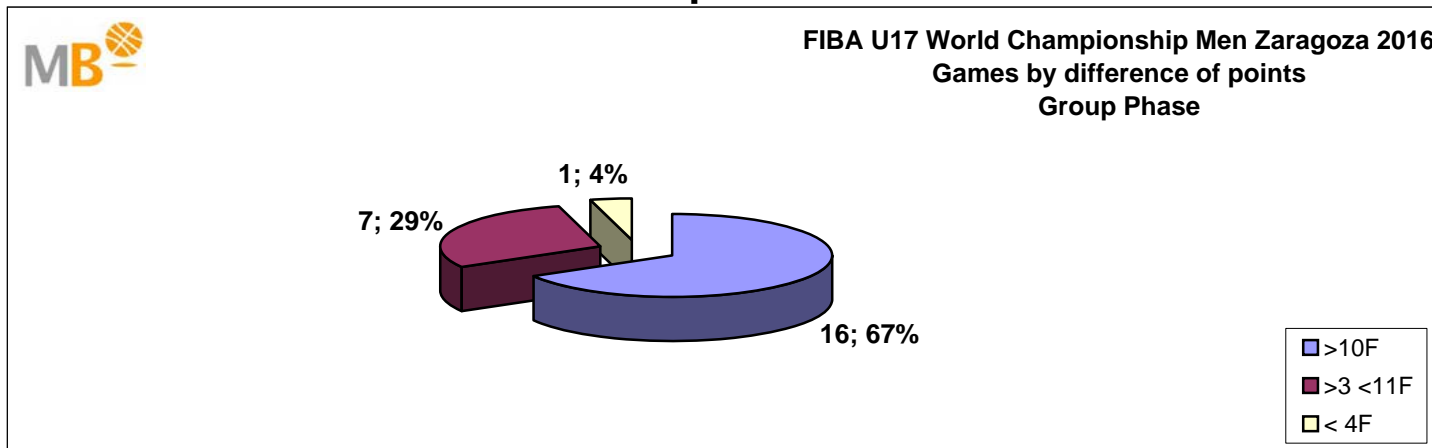
| Games | Score | 1Q | 2Q | 3Q | 4Q | O | O | T | T | E2ºQ | E3ºQ | >10 2º | >10 3º | >10 F | >3 <11 F | <4 F | | | | |
|-------------------------------|---------------|----|----|----|----|----|----|----|----|------|------|----------|----------|----------|----------|----------|---|---|---|---|
| 1 Egipto-Lituania | <u>65-80</u> | 11 | 22 | 13 | 15 | 21 | 19 | 20 | 24 | 65 | 80 | 24 | 37 | 45 | 56 | 1 | 1 | 1 | 0 | 0 |
| 2 Finlandia-Francia | <u>38-60</u> | 11 | 16 | 12 | 18 | 2 | 14 | 13 | 12 | 38 | 60 | 23 | 34 | 25 | 48 | 1 | 1 | 1 | 0 | 0 |
| 3 Canadá-República Dominicana | <u>79-52</u> | 12 | 17 | 17 | 7 | 28 | 15 | 22 | 13 | 79 | 52 | 29 | 24 | 57 | 39 | 0 | 1 | 1 | 0 | 0 |
| 4 Turquía-Malí | <u>77-58</u> | 21 | 9 | 9 | 16 | 25 | 14 | 22 | 19 | 77 | 58 | 30 | 25 | 55 | 39 | 0 | 1 | 1 | 0 | 0 |
| 5 Australia-Bosnia y Herz | <u>75-72</u> | 21 | 15 | 6 | 15 | 20 | 22 | 28 | 20 | 75 | 72 | 27 | 30 | 47 | 52 | 0 | 0 | 0 | 0 | 1 |
| 6 China Taipei-España | <u>60-112</u> | 18 | 31 | 11 | 29 | 15 | 35 | 16 | 17 | 60 | 112 | 29 | 60 | 44 | 95 | 1 | 1 | 1 | 0 | 0 |
| 7 Estados Unidos-Argentina | <u>109-56</u> | 26 | 5 | 33 | 19 | 30 | 18 | 20 | 14 | 109 | 56 | 59 | 24 | 89 | 42 | 1 | 1 | 1 | 0 | 0 |
| 8 China-Corea del Sur | <u>70-75</u> | 15 | 15 | 12 | 19 | 25 | 21 | 18 | 20 | 70 | 75 | 27 | 34 | 52 | 55 | 0 | 0 | 0 | 1 | 0 |
| | | | | | | | | | | | | 4 | 6 | 6 | 1 | 1 | | | | |



- >10 F** Games finished with a difference of more than 10 points
- >15 F** Games finished with a difference of more than 15 points
- >20 F** Games finished with a difference of more than 20 points
- >3 <11 F** Games finished with a difference between 4 and 10 points
- <4 F** Games finished with a difference of less than 4 points



FIBA U17 World Championship Men Zaragoza 2016 Group Phase



- >10 F Games finished with a difference of more than 10 points
- >15 F Games finished with a difference of more than 15 points
- >20 F Games finished with a difference of more than 20 points
- >3<11 F Games finished with a difference between 4 and 10 points
- <4 F Games finished with a difference of less than 4 points

Games: 24

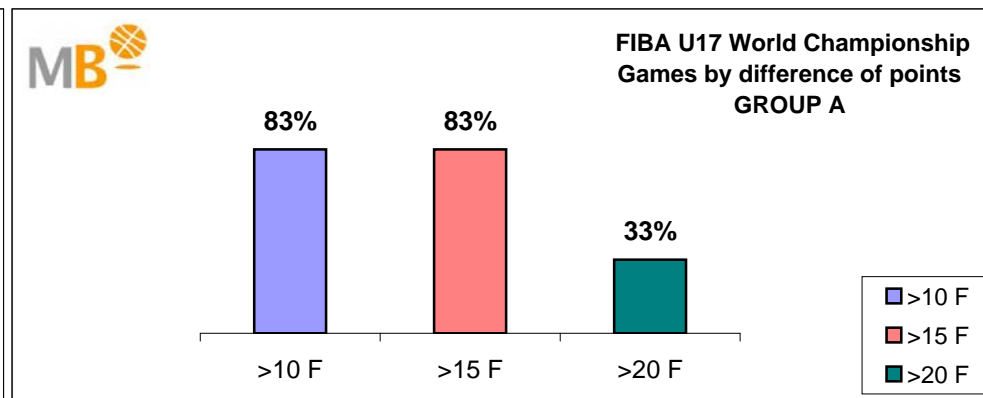
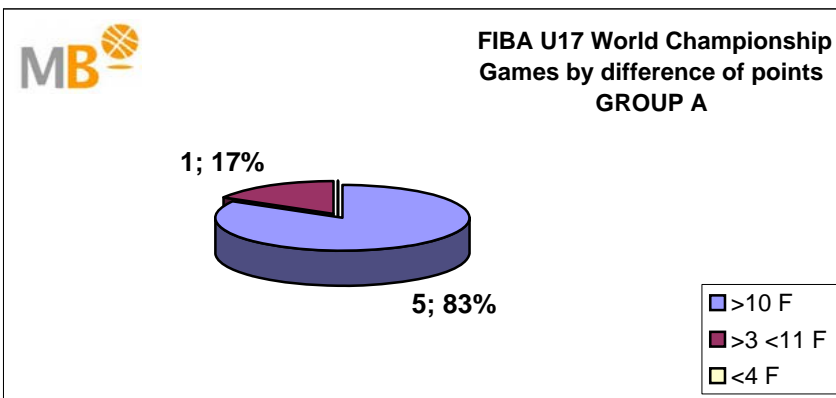
26-Jun-16

FIBA U17 World Championship Men Zaragoza 2016

GROUP A



| Games | Score | 1Q | 2Q | 3Q | 4Q | O | O | T | T | E2 ^o Q | E3 ^o Q | >10 2 ^o | >10 3 ^o | >10 F | >3 <11 F | <4 F | | | | |
|-------------------------------|---------------|----|----|----|----|----|----|----|----|-------------------|-------------------|--------------------|--------------------|----------|----------|----------|---|---|---|---|
| 1 Estados Unidos-China Taipei | <u>119-45</u> | 33 | 11 | 34 | 13 | 24 | 9 | 28 | 12 | 119 | 45 | 67 | 24 | 91 | 33 | 1 | 1 | 1 | 0 | 0 |
| 2 Egipto-Turquía | <u>61-71</u> | 27 | 8 | 11 | 21 | 6 | 30 | 17 | 12 | 61 | 71 | 38 | 29 | 44 | 59 | 0 | 1 | 0 | 1 | 0 |
| 3 China Taipei-Egipto | <u>71-88</u> | 13 | 21 | 18 | 30 | 19 | 13 | 21 | 24 | 71 | 88 | 31 | 51 | 50 | 64 | 1 | 1 | 1 | 0 | 0 |
| 4 Turquía-Estados Unidos | <u>66-84</u> | 14 | 22 | 17 | 25 | 11 | 21 | 24 | 16 | 66 | 84 | 31 | 47 | 42 | 68 | 1 | 1 | 1 | 0 | 0 |
| 5 Estados Unidos-Egipto | <u>104-57</u> | 33 | 15 | 19 | 16 | 26 | 3 | 26 | 23 | 104 | 57 | 52 | 31 | 78 | 34 | 1 | 1 | 1 | 0 | 0 |
| 6 Turquía-China Taipei | <u>76-56</u> | 29 | 11 | 15 | 19 | 13 | 11 | 19 | 15 | 76 | 56 | 44 | 30 | 57 | 41 | 1 | 1 | 1 | 0 | 0 |
| | | | | | | | | | | | | 5 | 6 | 5 | 1 | 0 | | | | |



- >10 F** Games finished with a difference of more than 10 points
- >15 F** Games finished with a difference of more than 15 points
- >20 F** Games finished with a difference of more than 20 points
- >3 <11 F** Games finished with a difference between 4 and 10 points
- <4F** Games finished with a difference of less than 4 points

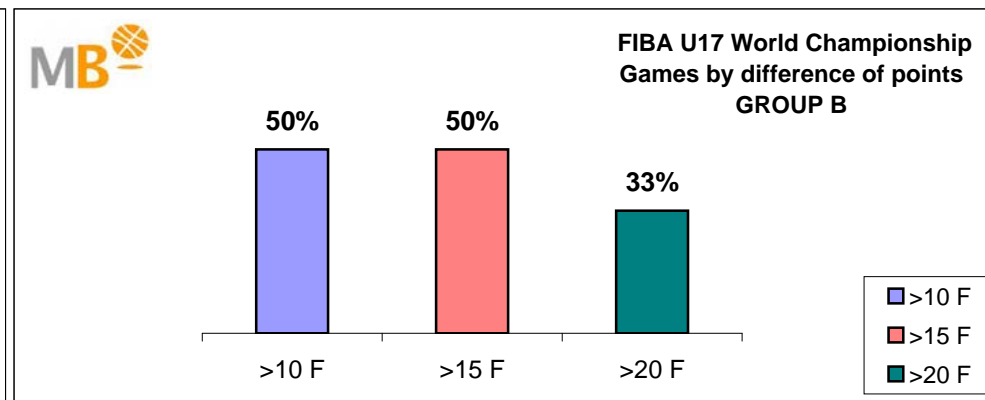
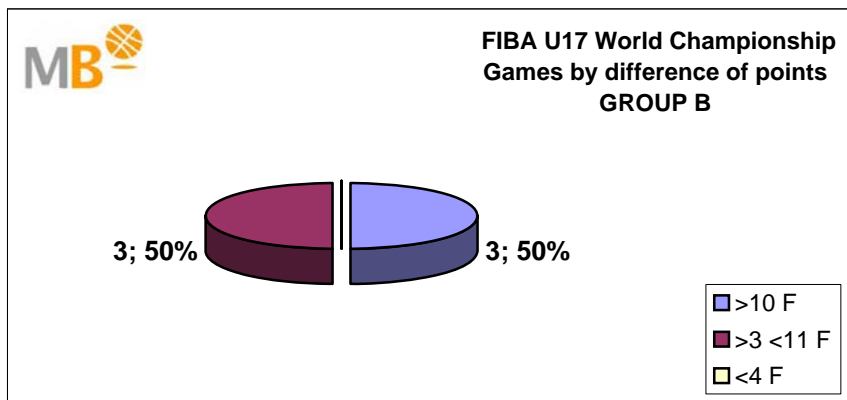


FIBA U17 World Championship Men Zaragoza 2016

GROUP B



| Games | Score | 1Q | 2Q | 3Q | 4Q | O | O | T | T | E2 ^o Q | E3 ^o Q | >10 2 ^o | >10 3 ^o | >10 F | >3 <11 F | <4 F | | | | |
|----------------------|--------------|----|----|----|----|----|----|----|----|-------------------|-------------------|--------------------|--------------------|----------|----------|----------|---|---|---|---|
| 1 España-Mali | <u>86-55</u> | 18 | 17 | 16 | 6 | 26 | 8 | 26 | 24 | 86 | 55 | 34 | 23 | 60 | 31 | 1 | 1 | 1 | 0 | 0 |
| 2 Argentina-Lituania | <u>57-74</u> | 12 | 24 | 14 | 17 | 17 | 19 | 14 | 14 | 57 | 74 | 26 | 41 | 43 | 60 | 1 | 1 | 1 | 0 | 0 |
| 3 Mali-Argentina | <u>56-47</u> | 12 | 15 | 19 | 11 | 14 | 12 | 11 | 9 | 56 | 47 | 31 | 26 | 45 | 38 | 0 | 0 | 0 | 1 | 0 |
| 4 Lituania-España | <u>61-65</u> | 18 | 9 | 22 | 23 | 7 | 13 | 14 | 20 | 61 | 65 | 40 | 32 | 47 | 45 | 0 | 0 | 0 | 1 | 0 |
| 5 Argentina-España | <u>49-59</u> | 8 | 14 | 12 | 18 | 19 | 11 | 10 | 16 | 49 | 59 | 20 | 32 | 39 | 43 | 1 | 0 | 0 | 1 | 0 |
| 6 Mali-Lituania | <u>73-96</u> | 22 | 30 | 16 | 31 | 15 | 21 | 20 | 14 | 73 | 96 | 38 | 61 | 53 | 82 | 1 | 1 | 1 | 0 | 0 |
| | | | | | | | | | | | | 4 | 3 | 3 | 3 | 0 | | | | |



- >10 F** Games finished with a difference of more than 10 points
- >15 F** Games finished with a difference of more than 15 points
- >20 F** Games finished with a difference of more than 20 points
- >3 <11 F** Games finished with a difference between 4 and 10 points
- <4F** Games finished with a difference of less than 4 points

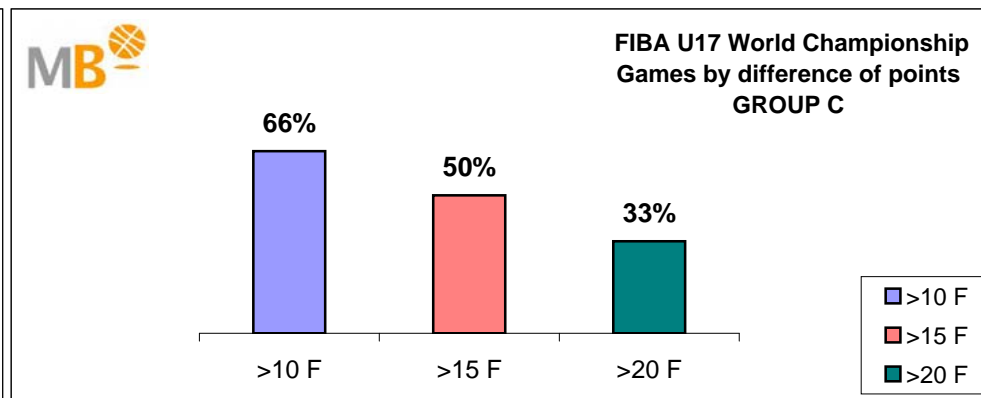
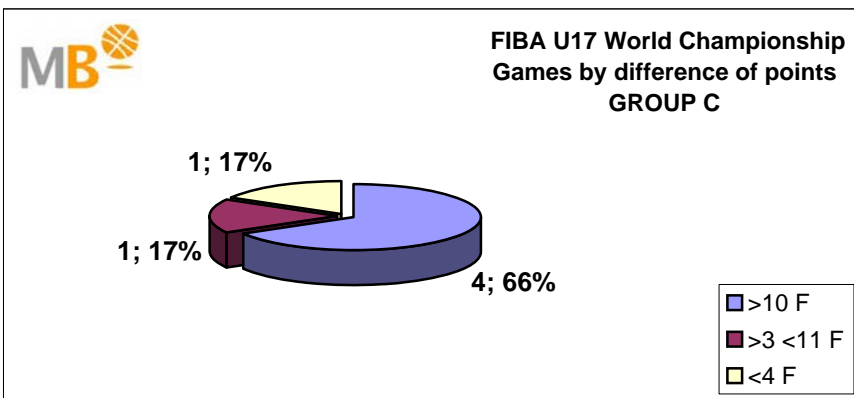


FIBA U17 World Championship Men Zaragoza 2016

GROUP C



| Games | Score | 1Q | 2Q | 3Q | 4Q | O | O | T | T | E2 ^o Q | E3 ^o Q | >10 2 ^o | >10 3 ^o | >10 F | >3 <11 F | <4 F | | | | |
|-----------------------|---------------|----|----|----|----|----|----|----|----|-------------------|-------------------|--------------------|--------------------|----------|----------|----------|---|---|---|---|
| 1 Finlandia-China | <u>65-58</u> | 23 | 12 | 12 | 17 | 13 | 14 | 17 | 15 | 65 | 58 | 35 | 29 | 48 | 43 | 0 | 0 | 0 | 1 | 0 |
| 2 Australia-Canadá | <u>78-81</u> | 17 | 22 | 17 | 12 | 16 | 26 | 28 | 21 | 78 | 81 | 34 | 34 | 50 | 60 | 0 | 0 | 0 | 0 | 1 |
| 3 China-Australia | <u>90-72</u> | 20 | 18 | 26 | 12 | 17 | 12 | 27 | 30 | 90 | 72 | 46 | 30 | 63 | 42 | 1 | 1 | 1 | 0 | 0 |
| 4 Canadá-Finlandia | <u>92-68</u> | 37 | 22 | 19 | 9 | 20 | 16 | 16 | 21 | 92 | 68 | 56 | 31 | 76 | 47 | 1 | 1 | 1 | 0 | 0 |
| 5 Australia-Finlandia | <u>77-62</u> | 13 | 19 | 18 | 11 | 21 | 15 | 25 | 17 | 77 | 62 | 31 | 30 | 52 | 45 | 0 | 0 | 1 | 0 | 0 |
| 6 China-Canadá | <u>54-105</u> | 13 | 28 | 16 | 28 | 10 | 25 | 15 | 24 | 54 | 105 | 29 | 56 | 39 | 81 | 1 | 1 | 1 | 0 | 0 |
| | | | | | | | | | | | | 3 | 3 | 4 | 1 | 1 | | | | |



- >10 F** Games finished with a difference of more than 10 points
- >15 F** Games finished with a difference of more than 15 points
- >20 F** Games finished with a difference of more than 20 points
- >3 <11 F** Games finished with a difference between 4 and 10 points
- <4F** Games finished with a difference of less than 4 points

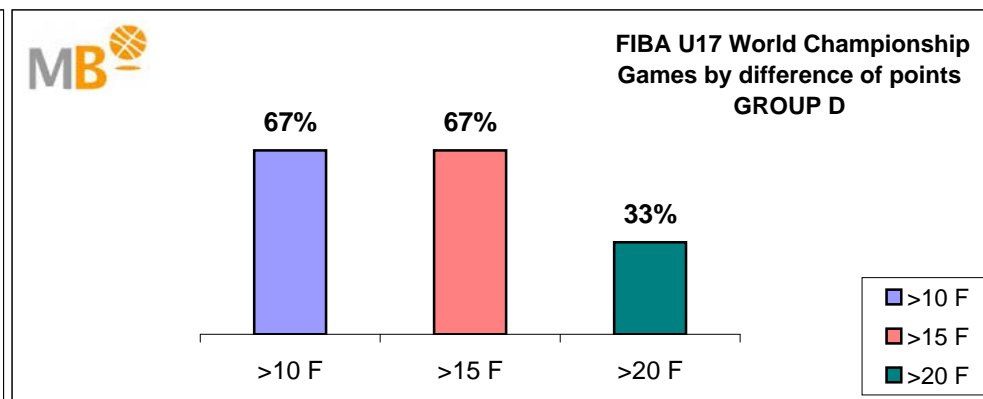
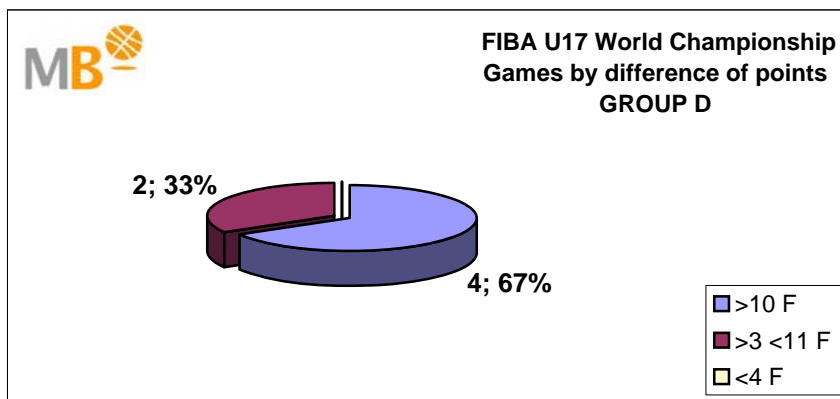


FIBA U17 World Championship Men Zaragoza 2016

GROUP D



| Games | Score | 1Q | 2Q | 3Q | 4Q | O | O | T | T | E2 ^o Q | E3 ^o Q | >10 2 ^o | >10 3 ^o | >10 F | >3 <11 F | <4 F | | | | | | |
|--|---------------|----|----|----|----|----|----|----|----|-------------------|-------------------|--------------------|--------------------|----------|----------|----------|----|---|---|---|---|---|
| 1 Corea del Sur -Francia | <u>90-84</u> | 21 | 11 | 18 | 22 | 19 | 24 | 20 | 21 | 12 | 6 | 90 | 84 | 39 | 33 | 58 | 57 | 0 | 0 | 0 | 1 | 0 |
| 2 Bosnia y Herz -R Dominicana | <u>84-59</u> | 25 | 9 | 22 | 17 | 13 | 13 | 24 | 20 | | | 84 | 59 | 47 | 26 | 60 | 39 | 1 | 1 | 1 | 0 | 0 |
| 3 Rep Dominicana- Corea del Sur | <u>71-77</u> | 10 | 16 | 25 | 18 | 16 | 21 | 20 | 22 | | | 71 | 77 | 35 | 34 | 51 | 55 | 0 | 0 | 0 | 1 | 0 |
| 4 Francia -Bosnia y Herzegovina | <u>84-65</u> | 25 | 18 | 18 | 18 | 22 | 6 | 19 | 23 | | | 84 | 65 | 43 | 36 | 65 | 42 | 0 | 1 | 1 | 0 | 0 |
| 5 Bosnia y Herz -Corea del Sur | <u>105-85</u> | 32 | 18 | 24 | 25 | 24 | 25 | 25 | 17 | | | 105 | 85 | 56 | 43 | 80 | 68 | 1 | 1 | 1 | 0 | 0 |
| 6 Francia -República Dominicana | <u>78-48</u> | 22 | 12 | 21 | 12 | 18 | 6 | 17 | 18 | | | 78 | 48 | 43 | 24 | 61 | 30 | 1 | 1 | 1 | 0 | 0 |
| | | | | | | | | | | | | 3 | 4 | 4 | 2 | 0 | | | | | | |



- >10 F** Games finished with a difference of more than 10 points
- >15 F** Games finished with a difference of more than 15 points
- >20 F** Games finished with a difference of more than 20 points
- >3 <11 F** Games finished with a difference between 4 and 10 points
- <4F** Games finished with a difference of less than 4 points



FIBA U17 World Championship Men Zaragoza 2016



SCOREBOARD

Group Phase

| GROUP A | | GAMES | | | | STK | GAME POINTS | | | | | |
|---------|---------|-------|---|---|------|--------|-------------|-----|------|-------|------|-----|
| # | Team | P | W | L | % | Last 5 | For | Agt | +/- | FA | AA | PTS |
| 1 | USA | 3 | 3 | 0 | 100 | 1+1+1 | 307 | 168 | 139 | 102.3 | 56 | 6 |
| 2 | Turquía | 3 | 2 | 1 | 66.7 | 1+0+1 | 213 | 201 | 12 | 71 | 67 | 5 |
| 3 | Egipto | 3 | 1 | 2 | 33.3 | 0+1+0 | 206 | 246 | -40 | 68.7 | 82 | 4 |
| 4 | TPE | 3 | 0 | 3 | 0 | 0+0+0 | 172 | 283 | -111 | 57.3 | 94.3 | 3 |

| GROUP B | | GAMES | | | | STK | GAME POINTS | | | | | |
|---------|-----------|-------|---|---|------|--------|-------------|-----|-----|------|------|-----|
| # | Team | P | W | L | % | Last 5 | For | Agt | +/- | FA | AA | PTS |
| 1 | España | 3 | 3 | 0 | 100 | 1+1+1 | 210 | 165 | 45 | 70 | 55 | 6 |
| 2 | Lituania | 3 | 2 | 1 | 66.7 | 1+0+1 | 231 | 195 | 36 | 77 | 65 | 5 |
| 3 | Malí | 3 | 1 | 2 | 33.3 | 0+1+0 | 184 | 229 | -45 | 61.3 | 76.3 | 4 |
| 4 | Argentina | 3 | 0 | 3 | 0 | 0+0+0 | 153 | 189 | -36 | 51 | 63 | 3 |

| GROUP C | | GAMES | | | | STK | GAME POINTS | | | | | |
|---------|-----------|-------|---|---|------|--------|-------------|-----|-----|------|------|-----|
| # | Team | P | W | L | % | Last 5 | For | Agt | +/- | FA | AA | PTS |
| 1 | Canadá | 3 | 3 | 0 | 100 | 1+1+1 | 278 | 200 | 78 | 92.7 | 66.7 | 6 |
| 2 | China | 3 | 1 | 2 | 33.3 | 0+1+0 | 202 | 242 | -40 | 67.3 | 80.7 | 4 |
| 3 | Australia | 3 | 1 | 2 | 33.3 | 0+0+1 | 227 | 233 | -6 | 75.7 | 77.7 | 4 |
| 4 | Finlandia | 3 | 1 | 2 | 33.3 | 1+0+0 | 195 | 227 | -32 | 65 | 75.7 | 4 |

| GROUP D | | GAMES | | | | STK | GAME POINTS | | | | | |
|---------|---------|-------|---|---|------|--------|-------------|-----|-----|------|------|-----|
| # | Team | P | W | L | % | Last 5 | For | Agt | +/- | FA | AA | PTS |
| 1 | Francia | 3 | 2 | 1 | 66.7 | 0+1+1 | 246 | 203 | 43 | 82 | 67.7 | 5 |
| 2 | BIH | 3 | 2 | 1 | 66.7 | 1+0+1 | 254 | 228 | 26 | 84.7 | 76 | 5 |
| 3 | KOR | 3 | 2 | 1 | 66.7 | 1+1+0 | 252 | 260 | -8 | 84 | 86.7 | 5 |
| 4 | DOM | 3 | 0 | 3 | 0 | 0+0+0 | 178 | 239 | -61 | 59.3 | 79.7 | 3 |



FIBA U17 World Championship Men Zaragoza 2016



SCOREBOARD

Group Phase

COMPARATIVE STANDINGS (by game points & goal average)

| # | Team | GAMES | | | | STREAK | | GAME POINTS | | | | PTS |
|----|-----------|-------|---|---|------|--------|-----|-------------|------|-------|------|-----|
| | | P | W | L | % | Last 5 | For | Agt | +/- | FA | AA | |
| 1 | USA | 3 | 3 | 0 | 100 | 1+1+1 | 307 | 168 | 139 | 102.3 | 56 | 6 |
| 2 | Canadá | 3 | 3 | 0 | 100 | 1+1+1 | 278 | 200 | 78 | 92.7 | 66.7 | 6 |
| 3 | España | 3 | 3 | 0 | 100 | 1+1+1 | 210 | 165 | 45 | 70 | 55 | 6 |
| 4 | Francia | 3 | 2 | 1 | 66.7 | 0+1+1 | 246 | 203 | 43 | 82 | 67.7 | 5 |
| 5 | Lituania | 3 | 2 | 1 | 66.7 | 1+0+1 | 231 | 195 | 36 | 77 | 65 | 5 |
| 6 | BIH | 3 | 2 | 1 | 66.7 | 1+0+1 | 254 | 228 | 26 | 84.7 | 76 | 5 |
| 7 | Turquía | 3 | 2 | 1 | 66.7 | 1+0+1 | 213 | 201 | 12 | 71 | 67 | 5 |
| 8 | KOR | 3 | 2 | 1 | 66.7 | 1+1+0 | 252 | 260 | -8 | 84 | 86.7 | 5 |
| 9 | Australia | 3 | 1 | 2 | 33.3 | 0+0+1 | 227 | 233 | -6 | 75.7 | 77.7 | 4 |
| 10 | Finlandia | 3 | 1 | 2 | 33.3 | 1+0+0 | 195 | 227 | -32 | 65 | 75.7 | 4 |
| 11 | Egipto | 3 | 1 | 2 | 33.3 | 0+1+0 | 206 | 246 | -40 | 68.7 | 82 | 4 |
| 12 | China | 3 | 1 | 2 | 33.3 | 0+1+0 | 202 | 242 | -40 | 67.3 | 80.7 | 4 |
| 13 | Malí | 3 | 1 | 2 | 33.3 | 0+1+0 | 184 | 229 | -45 | 61.3 | 76.3 | 4 |
| 14 | Argentina | 3 | 0 | 3 | 0 | 0+0+0 | 153 | 189 | -36 | 51 | 63 | 3 |
| 15 | DOM | 3 | 0 | 3 | 0 | 0+0+0 | 178 | 239 | -61 | 59.3 | 79.7 | 3 |
| 16 | TPE | 3 | 0 | 3 | 0 | 0+0+0 | 172 | 283 | -111 | 57.3 | 94.3 | 3 |



FIBA U17 World Championship Men Zaragoza 2016

BRACKETS

| ROUND OF 16 | | |
|--------------------------------|----------------|-----|
| ma.20(jun.-20:30 (GMT+2)) (26) | Estados Unidos | 109 |
| | Argentina | 58 |
| ma.20(jun.-21:00 (GMT+2)) (20) | China | 70 |
| | Corea del Sur | 75 |
| ma.20(jun.-22:45 (GMT+2)) (27) | Egipto | 65 |
| | Lituania | 80 |
| ma.20(jun.-24:15 (GMT+2)) (22) | Finlandia | 28 |
| | Francia | 80 |
| ma.20(jun.-26:30 (GMT+2)) (26) | Turquía | 77 |
| | México | 55 |
| ma.20(jun.-28:00 (GMT+2)) (27) | Canadá | 79 |
| | DOM | 52 |
| ma.20(jun.-29:45 (GMT+2)) (20) | China Taipéi | 80 |
| | España | 112 |
| ma.20(jun.-30:15 (GMT+2)) (21) | Australia | 75 |
| | SLH | 72 |

| % FINALES | | |
|--------------------------------|----------------|-----|
| ju.20(jun.-21:00 (GMT+2)) (37) | Estados Unidos | 133 |
| | Corea del Sur | 51 |
| ju.20(jun.-26:00 (GMT+2)) (39) | Lituania | 73 |
| | Francia | 72 |

| % FINALES | | |
|-------------------------------|----------------|----|
| vi.1(jul.-20:00 (GMT+2)) (47) | Estados Unidos | 98 |
| | Lituania | 70 |

| FINAL | | |
|-------------------------------|----------------|----|
| do.2(jul.-22:00 (GMT+2)) (55) | Estados Unidos | 98 |
| | Turquía | 55 |

| TERCER PUESTO | | |
|-------------------------------|----------|----|
| do.2(jul.-20:00 (GMT+2)) (55) | Lituania | 81 |
| | España | 53 |

| | | |
|--------------------------------|-----------|----|
| ju.20(jun.-23:30 (GMT+2)) (38) | Turquía | 80 |
| | Canadá | 74 |
| vi.1(jul.-28:30 (GMT+2)) (40) | Turquía | 83 |
| | España | 79 |
| ju.20(jun.-28:30 (GMT+2)) (40) | España | 74 |
| | Australia | 53 |

| CLASIFICACIÓN 5-8 | | |
|-------------------------------|---------------|-----|
| vi.1(jul.-29:00 (GMT+2)) (48) | Corea del Sur | 51 |
| | Francia | 119 |
| vi.1(jul.-29:45 (GMT+2)) (48) | Canadá | 98 |
| | Australia | 55 |

| CLASIFICACIÓN 5-6 | | |
|-------------------------------|---------|----|
| do.2(jul.-26:00 (GMT+2)) (54) | Francia | 55 |
| | Canadá | 99 |



| CLASIFICACIÓN 7-8 | | |
|-------------------------------|---------------|----|
| do.2(jul.-22:00 (GMT+2)) (55) | Corea del Sur | 75 |
| | Australia | 53 |

FIBA U17 World Championship Men Zaragoza 2016

Classification Games



CLASIFICACIÓN 9-16

mi. 29 jun - 20:00 (GMT+3) (33)



| | | |
|---|-----------|----|
|  | Argentina | 74 |
|  | China | 50 |

CLASIFICACIÓN 9-12

ju. 30 jun - 16:00 (GMT+3) (40)



| | | |
|---|-----------|----|
|  | China | 77 |
|  | Finlandia | 57 |

mi. 29 jun - 13:45 (GMT+3) (35)


| | | |
|---|-----------|----|
|  | Egipto | 73 |
|  | Finlandia | 54 |

CLASIFICACIÓN 9-10

sa. 3 jul - 16:45 (GMT+3) (30)



| | | |
|---|-------|----|
|  | China | 54 |
|  | SDH | 55 |

mi. 29 jun - 16:00 (GMT+3) (34)



| | | |
|---|------|----|
|  | Mali | 70 |
|  | SDH | 74 |

CLASIFICACIÓN 11-12



sa. 3 jul - 14:30 (GMT+3) (35)

| | | |
|---|-----------|----|
|  | Finlandia | 55 |
|  | SDH | 55 |

ju. 30 jun - 13:15 (GMT+3) (44)



| | | |
|---|-----|----|
|  | SDH | 73 |
|  | SDH | 55 |

mi. 29 jun - 18:15 (GMT+3) (36)

| | | |
|---|--------------|-----|
|  | China Taipei | 75 |
|  | SDH | 105 |



CLASIFICACIÓN 13-16

ju. 30 jun - 13:00 (GMT+3) (45)



| | | |
|---|-----------|----|
|  | Argentina | 75 |
|  | Egipto | 73 |

CLASIFICACIÓN 13-14

sa. 3 jul - 13:15 (GMT+3) (50)

| | | |
|---|--------------|----|
|  | Argentina | 57 |
|  | China Taipei | 54 |

ju. 30 jun - 16:00 (GMT+3) (43)

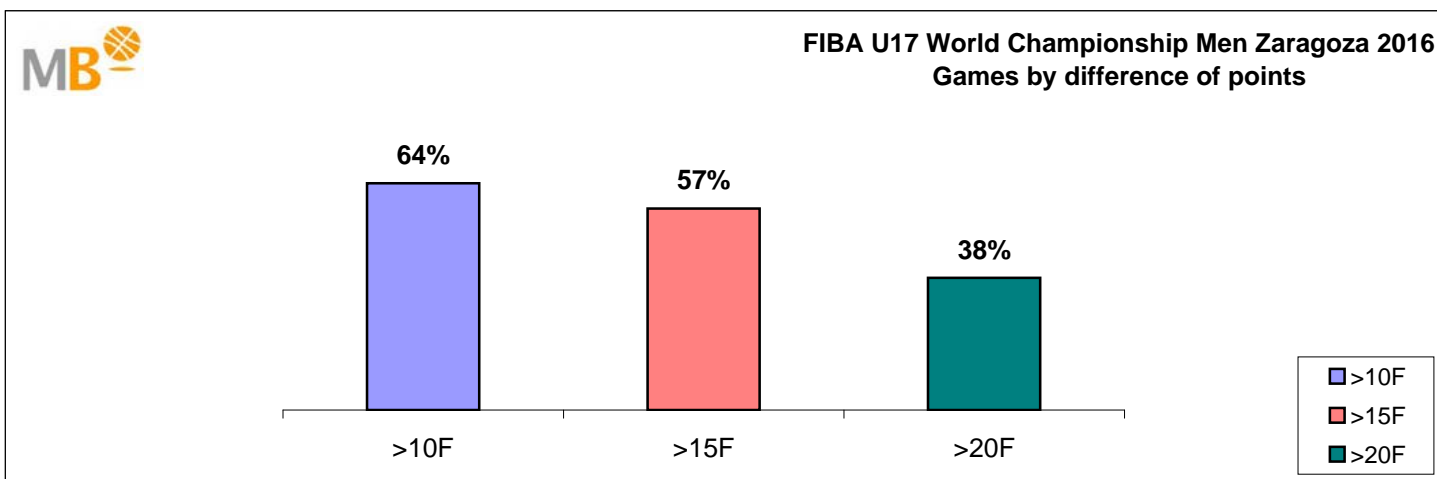
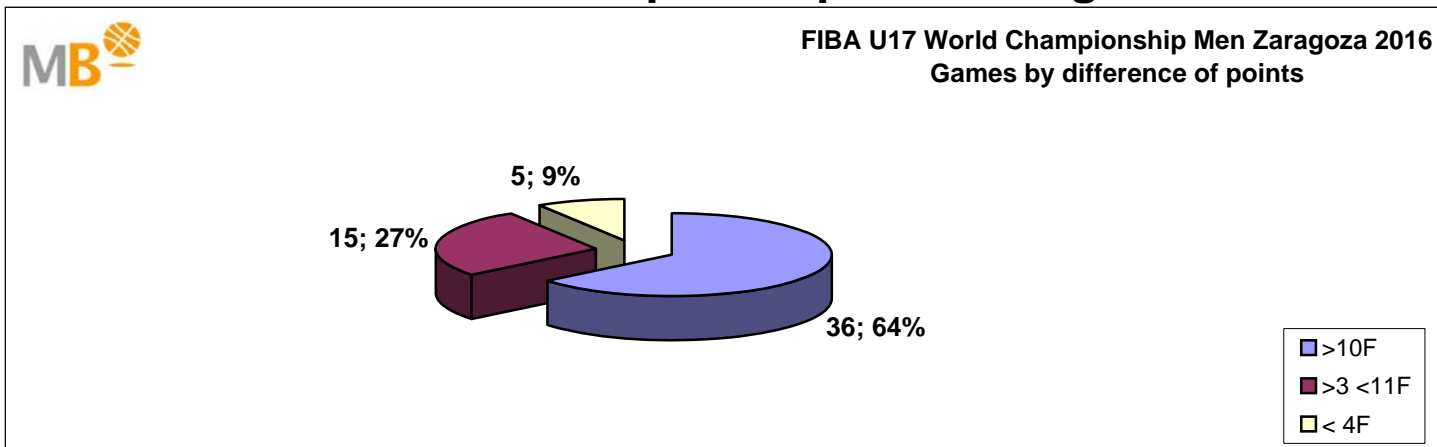
| | | |
|---|--------------|----|
|  | Mali | 51 |
|  | China Taipei | 37 |

CLASIFICACIÓN 15-16

sa. 3 jul - 16:00 (GMT+3) (49)

| | | |
|---|--------|----|
|  | Egipto | 55 |
|  | Mali | 51 |

FIBA U17 World Championship Men Zaragoza 2016



- >10 F Games finished with a difference of more than 10 points
- >15 F Games finished with a difference of more than 15 points
- >20 F Games finished with a difference of more than 20 points
- >3<11 F Games finished with a difference between 4 and 10 points
- <4 F Games finished with a difference of less than 4 points

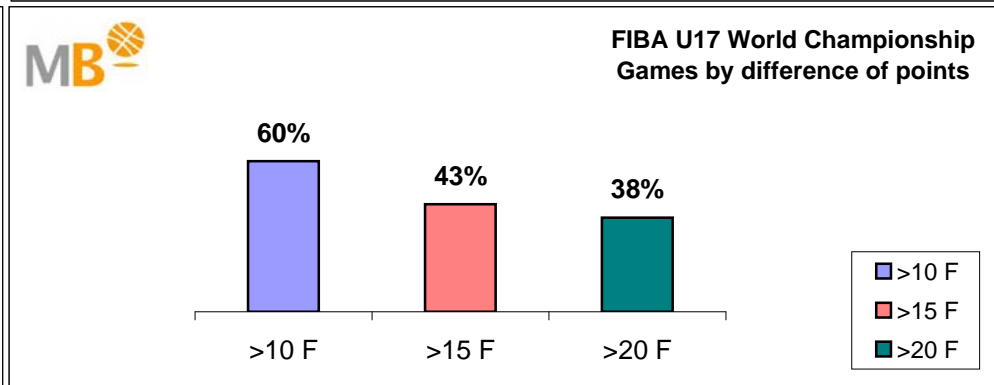
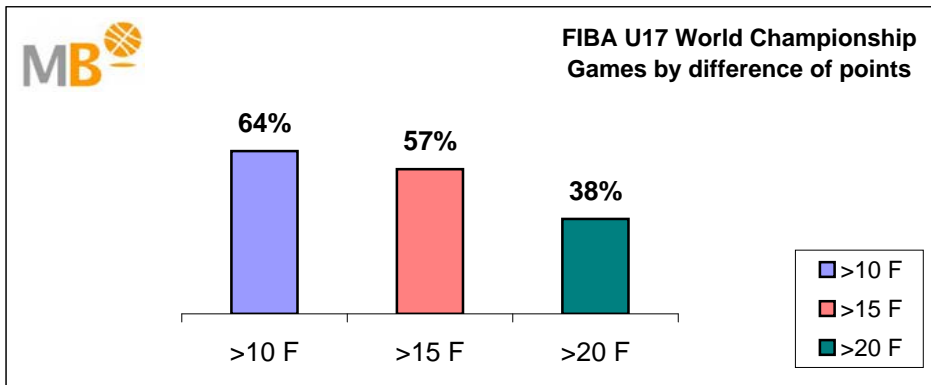
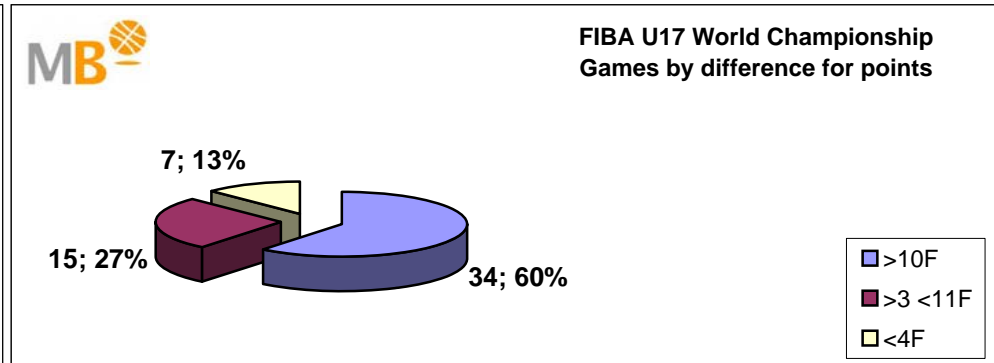
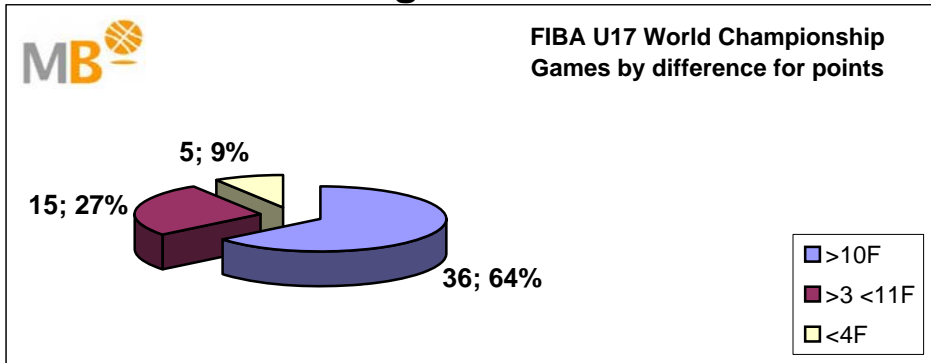
Games: 56

03-Jul-16

FIBA U17 World Championship Men

Zaragoza 2016

Dubai 2014



Games: 56

3-Jul-16

1^a USA

2^a Turquía

- >10 F Games finished with a difference of more than 10 points
- >15 F Games finished with a difference of more than 15 points
- >20 F Games finished with a difference of more than 20 points
- >3<11 F Games finished with a difference between 4 and 10 points
- <4 F Games finished with a difference of less than 4 points

Games: 56

16-Aug-14

1^a USA

2^a Australia