

## FIBA U18 World Championship Women Hungary 2016

[España debuta con victoria ante Serbia \(76-65\)](#)

[CÓmodo triunfo ante Bélgica \(70-40\) para pensar en la primera plaza](#)

[Derrota intrascendente ante Lituania \(68-63\)](#)

[España pone rumbo firme a cuartos \(69-42\)](#)

[España luchará por las medallas \(57-67\)](#)

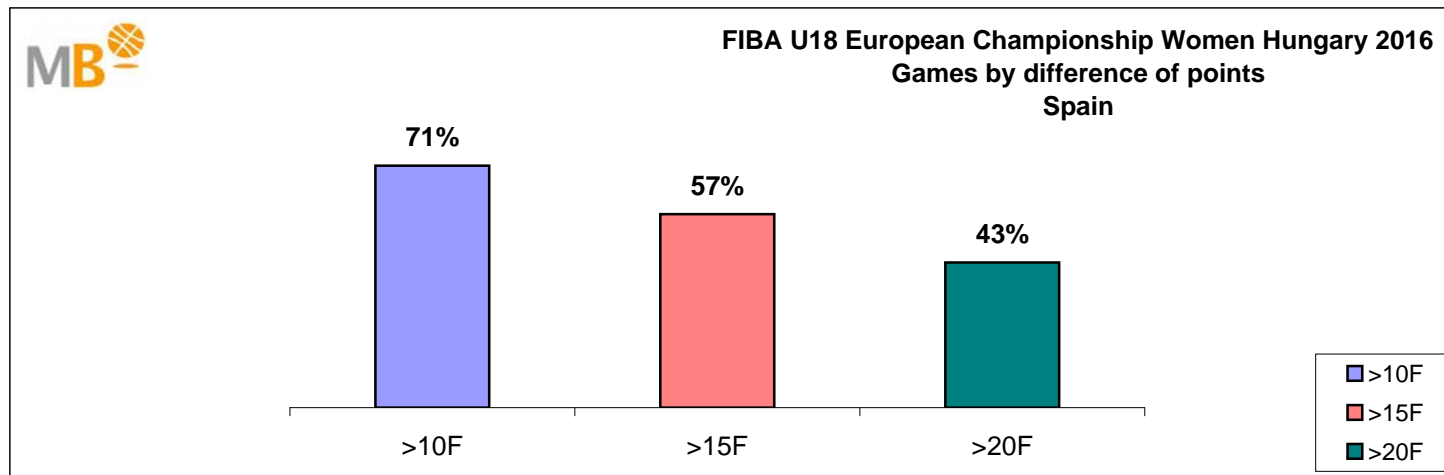
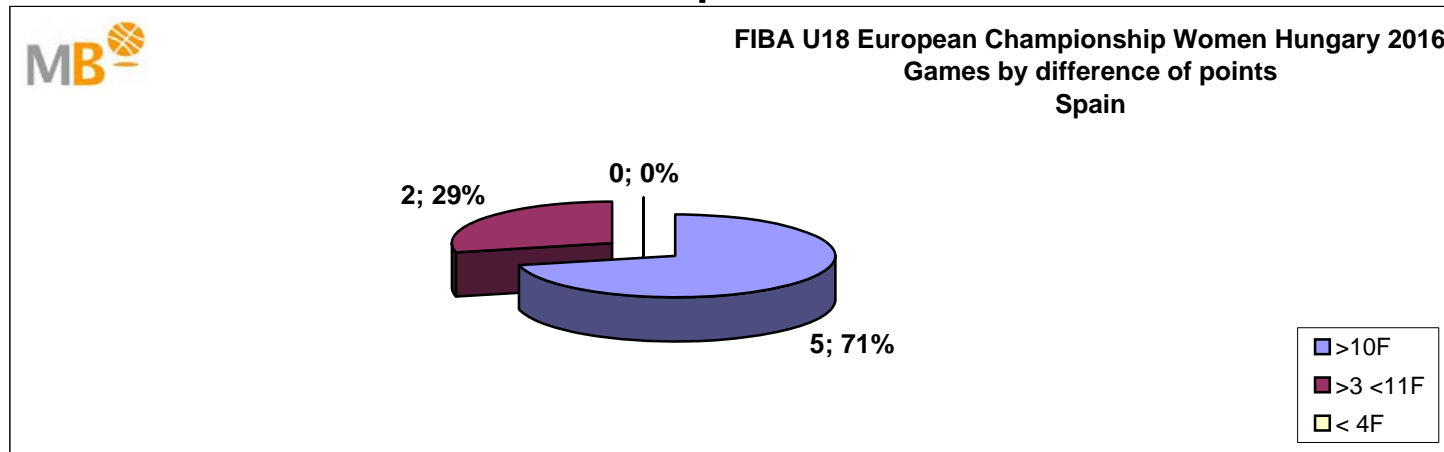
[Carácter y talento para llegar a la gran final \(71-55\)](#)

España suma una Plata de Ley

**Spain**

Points/Minutes	40'		40'		40'			
P. Ginzo	0,46	18	S. Iparragirre	0,34	14	P. Gonzalez	0,17	7
N. Caceres	0,33	13	L. Sole	0,35	14	A. Vendrell	0,36	14
I. Etxarri Muna	0,40	16	M. Eraunceta	0,33	13	M. Gonzalez	0,38	15
L. Alonso	0,28	11	A. Hernandez	0,29	11	U. Diallo	0,25	10
Rebounds/Minutes	40'		40'		40'			
P. Ginzo	0,26	11	S. Iparragirre	0,12	5	P. Gonzalez	0,14	6
N. Caceres	0,26	10	L. Sole	0,15	6	A. Vendrell	0,21	9
I. Etxarri Muna	0,17	7	M. Eraunceta	0,28	11	M. Gonzalez	0,15	6
L. Alonso	0,10	4	A. Hernandez	0,05	2	U. Diallo	0,38	15
Assists/Minutes	40'		40'		40'			
P. Ginzo	0,09	4	S. Iparragirre	0,06	2	P. Gonzalez	0,15	6
N. Caceres	0,07	3	L. Sole	0,03	1	A. Vendrell	0,06	3
I. Etxarri Muna	0,07	3	M. Eraunceta	0,05	2	M. Gonzalez	0,00	0
L. Alonso	0,11	4	A. Hernandez	0,07	3	U. Diallo	0,00	0
Ef/Minutes	40'		40'		40'			
P. Ginzo	0,49	19	S. Iparragirre	0,30	12	P. Gonzalez	0,28	11
N. Caceres	0,48	19	L. Sole	0,22	9	A. Vendrell	0,49	20
I. Etxarri Muna	0,44	18	M. Eraunceta	0,47	19	M. Gonzalez	0,38	15
L. Alonso	0,33	13	A. Hernandez	0,11	4	U. Diallo	0,31	13

## FIBA U18 European Championship Women Hungary 2016 Spain



>10 F	Games finished with a difference of more than 10 points
>15 F	Games finished with a difference of more than 15 points
>20 F	Games finished with a difference of more than 20 points
>3<11 F	Games finished with a difference between 4 and 10 points
<4 F	Games finished with a difference of less than 4 points

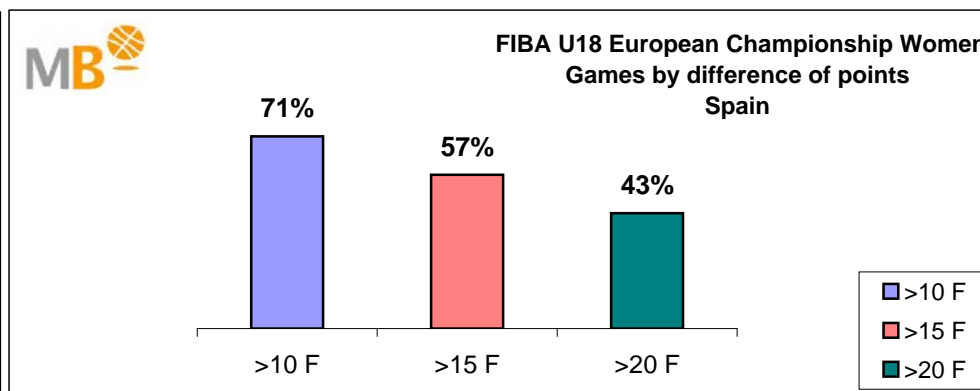
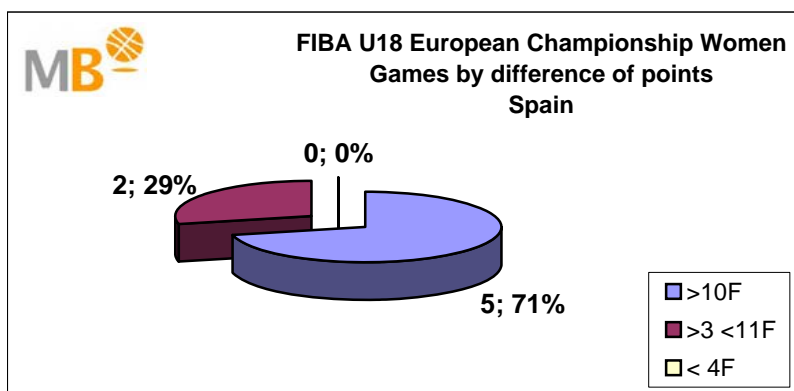
Games: 7  
31-Jul-16  
W: 5  
L: 2

# FIBA U18 European Championship Women Hungary 2016

Spain



Games	Score	1Q	2Q	3Q	4Q	O	O	T	T	E2 <sup>o</sup> Q	E3 <sup>o</sup> Q	>10 2 <sup>o</sup>	>10 3 <sup>o</sup>	>10 F	>3 <11 F	<4 F				
1 Serbia-Spain	<u>65-76</u>	16	19	9	24	24	20	16	13	65	76	25	43	49	63	1	1	1	0	0
2 Spain-Belgium	<u>70-40</u>	18	12	19	10	10	9	23	9	70	40	37	22	47	31	1	1	1	0	0
3 Lithuania-Spain	<u>68-63</u>	13	9	26	20	15	19	14	15	68	63	39	29	54	48	0	0	0	1	0
4 Spain-Slovenia	<u>69-42</u>	22	13	7	4	21	17	19	8	69	42	29	17	50	34	1	1	1	0	0
5 Turkey-Spain	<u>57-67</u>	11	22	11	10	25	22	10	13	57	67	22	32	47	54	0	0	0	1	0
6 Spain-Russia	<u>71-55</u>	12	14	29	15	13	15	17	11	71	55	41	29	54	44	1	0	1	0	0
7 France-Spain	<u>74-44</u>	19	9	13	10	13	15	29	10	74	44	32	19	45	34	1	1	1	0	0
												<b>5</b>	<b>4</b>	<b>5</b>	<b>2</b>	<b>0</b>				



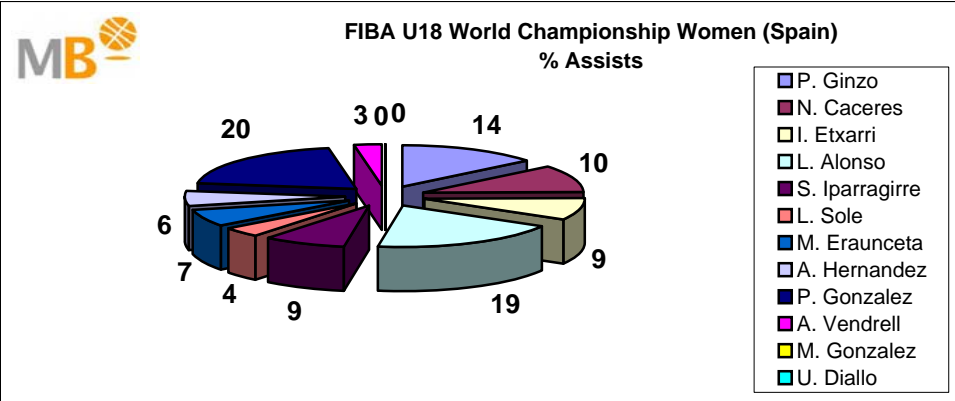
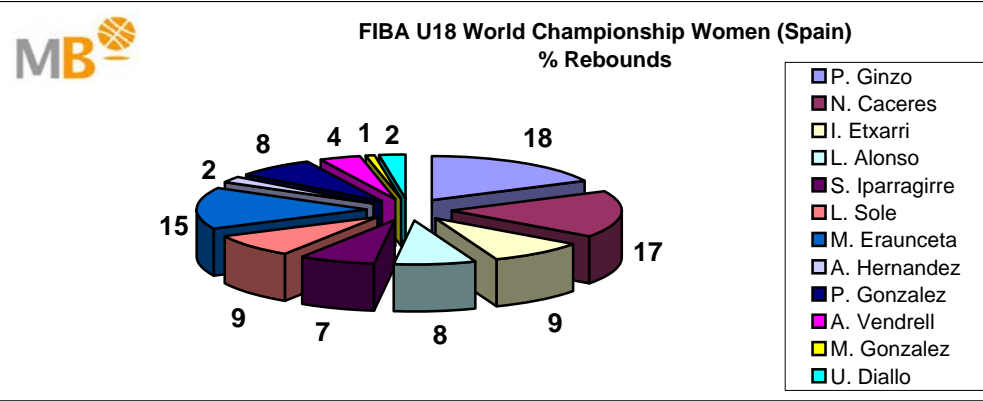
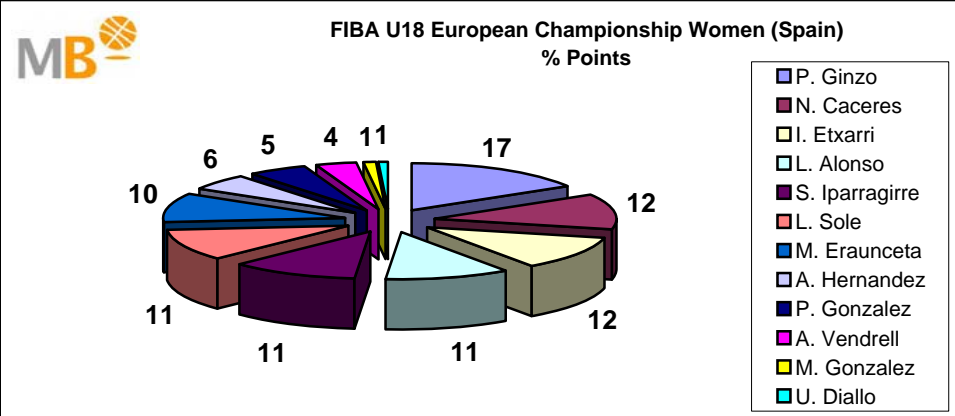
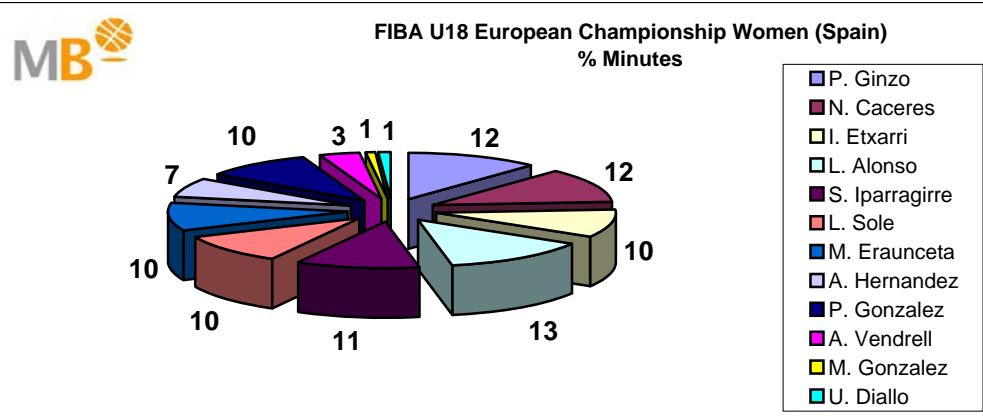
- >10 F Games finished with a difference of more than 10 points
- >15 F Games finished with a difference of more than 15 points
- >20 F Games finished with a difference of more than 20 points
- >3 <11 F Games finished with a difference between 4 and 10 points
- <4F Games finished with a difference of less than 4 points



# FIBA U18 European Championship Women Hungary 2016

## Spain

#	Players	G	Min	Shots				Rebounds				St	BS	+/-	Pf	Pts			
				FG	2pts	3pts	FT	O	D	Tot	As						PF	To	
10	<u>P. Ginzo</u>	7	167	31/6647%	29/6048.3%	2/633.3%	12/2352.2%	24	20	44	15	8	19	7	4	35	81	76	
11	<u>N. Caceres</u>	7	168	21/4843.8%	16/3250%	5/1631.2%	8/988.9%	13	30	43	11	10	14	14	0	57	81	55	
8	<u>I. Etxarri Munarriz</u>	7	134	22/5143.1%	18/3650%	4/1526.7%	6/1346.2%	8	15	23	9	14	8	11	6	22	59	54	
4	<u>L. Alonso</u>	7	188	20/5238.5%	10/2934.5%	10/2343.5%	2/450%	4	15	19	20	13	12	16	1	46	62	52	
14	<u>S. Iparragirre</u>	7	154	20/5635.7%	14/3540%	6/2128.6%	6/875%	2	16	18	9	8	11	15	1	29	46	52	
13	<u>L. Sole</u>	7	144	19/5335.8%	18/5036%	1/333.3%	11/1764.7%	10	12	22	4	11	12	7	0	11	31	50	
5	<u>M. Eraunceta</u>	7	138	18/4440.9%	18/4045%	0/40%	9/1275%	9	29	38	7	20	8	9	3	42	65	45	
9	<u>A. Hernandez</u>	7	91	9/3625%	2/633.3%	7/3023.3%	1/250%	0	5	5	6	3	5	5	1	24	10	26	
7	<u>P. Gonzalez</u>	7	138	10/3330.3%	9/1850%	1/156.7%	3/560%	6	13	19	21	7	13	12	0	17	38	24	
12	<u>A. Vendrell</u>	6	47	7/1838.9%	4/1136.4%	3/742.9%	0/0-%	6	4	10	3	7	3	6	1	16	23	17	
6	<u>M. Gonzalez</u>	3	13	2/450%	1/250%	1/250%	0/0-%	1	1	2	0	0	0	0	0	2	5	5	
15	<u>U. Diallo</u>	3	16	2/450%	2/450%	0/0-%	0/10%	3	3	6	0	6	2	0	0	-6	5	4	
Team/Coaches								14	19	33	0	0	17	0	0	0	0.0		
<b>TOTALS</b>				<b>1400</b>	<b>181/46538.9%</b>	<b>141/32343.7%</b>	<b>40/14228.2%</b>	<b>58/9461.7%</b>	<b>100</b>	<b>182</b>	<b>282</b>	<b>105</b>	<b>107</b>	<b>124</b>	<b>102</b>	<b>17</b>	<b>295</b>	<b>506</b>	<b>460</b>



# FIBA U18 European Championship Women Hungary 2016



## SPAIN

### Accumulated Statistics

#	Players	G	Min	Shots				Rebounds				PF	To	St	BS	+/-	Pf	Pts	
				FG	2pts	3pts	FT	O	D	Tot	As								
10	<u>P. Ginzo</u>	7	167	31/6647%	29/6048.3%	2/633.3%	12/2352.2%	24	20	44	15	8	19	7	4	35	81	76	
11	<u>N. Caceres</u>	7	168	21/4843.8%	16/3250%	5/1631.2%	8/988.9%	13	30	43	11	10	14	14	0	57	81	55	
8	<u>I. Etxarri Munarriz</u>	7	134	22/5143.1%	18/3650%	4/1526.7%	6/1346.2%	8	15	23	9	14	8	11	6	22	59	54	
4	<u>L. Alonso</u>	7	188	20/5238.5%	10/2934.5%	10/2343.5%	2/450%	4	15	19	20	13	12	16	1	46	62	52	
14	<u>S. Iparragirre</u>	7	154	20/5635.7%	14/3540%	6/2128.6%	6/875%	2	16	18	9	8	11	15	1	29	46	52	
13	<u>L. Sole</u>	7	144	19/5335.8%	18/5036%	1/333.3%	11/1764.7%	10	12	22	4	11	12	7	0	11	31	50	
5	<u>M. Erauncetamurquil</u>	7	138	18/4440.9%	18/4045%	0/40%	9/1275%	9	29	38	7	20	8	9	3	42	65	45	
9	<u>A. Hernandez</u>	7	91	9/3625%	2/633.3%	7/3023.3%	1/250%	0	5	5	6	3	5	5	1	24	10	26	
7	<u>P. Gonzalez</u>	7	138	10/3330.3%	9/1850%	1/156.7%	3/560%	6	13	19	21	7	13	12	0	17	38	24	
12	<u>A. Vendrell</u>	6	47	7/1838.9%	4/1136.4%	3/742.9%	0/0-%	6	4	10	3	7	3	6	1	16	23	17	
6	<u>M. Gonzalez</u>	3	13	2/450%	1/250%	1/250%	0/0-%	1	1	2	0	0	0	0	0	2	5	5	
15	<u>U. Diallo</u>	3	16	2/450%	2/450%	0/0-%	0/10%	3	3	6	0	6	2	0	0	-6	5	4	
Team/Coaches								14	19	33	0	0	17	0	0	0	0.0		
<b>TOTALS</b>			<b>1400</b>	<b>181/46538.9%</b>	<b>141/32343.7%</b>	<b>40/14228.2%</b>	<b>58/9461.7%</b>	<b>100</b>	<b>182</b>	<b>282</b>	<b>105</b>	<b>107</b>	<b>124</b>	<b>102</b>	<b>17</b>	<b>295</b>	<b>506</b>	<b>460</b>	

### Average Statistics

#	Players	G	Min	Shots				Rebounds				PF	To	St	BS	+/-	Pf	Pts
				FG	2pts	3pts	FT	O	D	Tot	As							
10	<u>P. Ginzo</u>	7	23.9	4.4/9.447%	4.1/8.648.3%	0.3/0.933.3%	1.7/3.352.2%	3.4	2.9	6.3	2.1	1.1	2.7	1.0	0.6	5.0	11.6	10.9
11	<u>N. Caceres</u>	7	24.0	3.0/6.943.8%	2.3/4.650%	0.7/2.331.2%	1.1/1.388.9%	1.9	4.3	6.1	1.6	1.4	2.0	2.0	0.0	8.1	11.6	7.9
8	<u>I. Etxarri Munarriz</u>	7	19.2	3.1/7.343.1%	2.6/5.150%	0.6/2.126.7%	0.9/1.946.2%	1.1	2.1	3.3	1.3	2.0	1.1	1.6	0.9	3.1	8.4	7.7
4	<u>L. Alonso</u>	7	26.8	2.9/7.438.5%	1.4/4.134.5%	1.4/3.343.5%	0.3/0.650%	0.6	2.1	2.7	2.9	1.9	1.7	2.3	0.1	6.6	8.9	7.4
14	<u>S. Iparragirre</u>	7	22.0	2.9/8.035.7%	2.0/5.040%	0.9/3.028.6%	0.9/1.175%	0.3	2.3	2.6	1.3	1.1	1.6	2.1	0.1	4.1	6.6	7.4
13	<u>L. Sole</u>	7	20.5	2.7/7.635.8%	2.6/7.136%	0.1/0.433.3%	1.6/2.464.7%	1.4	1.7	3.1	0.6	1.6	1.7	1.0	0.0	1.6	4.4	7.1
5	<u>M. Erauncetamurquil</u>	7	19.8	2.6/6.340.9%	2.6/5.745%	0.0/0.60%	1.3/1.775%	1.3	4.1	5.4	1.0	2.9	1.1	1.3	0.4	6.0	9.3	6.4
9	<u>A. Hernandez</u>	7	13.0	1.3/5.125%	0.3/0.933.3%	1.0/4.323.3%	0.1/0.350%	0.0	0.7	0.7	0.9	0.4	0.7	0.7	0.1	3.4	1.4	3.7
7	<u>P. Gonzalez</u>	7	19.7	1.4/4.730.3%	1.3/2.650%	0.1/2.16.7%	0.4/0.760%	0.9	1.9	2.7	3.0	1.0	1.9	1.7	0.0	2.4	5.4	3.4
12	<u>A. Vendrell</u>	6	7.8	1.2/3.038.9%	0.7/1.836.4%	0.5/1.242.9%	0.0/0.0-%	1.0	0.7	1.7	0.5	1.2	0.5	1.0	0.2	2.7	3.8	2.8
6	<u>M. Gonzalez</u>	3	4.4	0.7/1.350%	0.3/0.750%	0.3/0.750%	0.0/0.0-%	0.3	0.3	0.7	0.0	0.0	0.0	0.0	0.0	0.7	1.7	1.7
15	<u>U. Diallo</u>	3	5.5	0.7/1.350%	0.7/1.350%	0.0/0.0-%	0.0/0.30%	1.0	1.0	2.0	0.0	2.0	0.7	0.0	0.0	-2.0	1.7	1.3
Team/Coaches								2.0	2.7	4.7	0.0	0.0	2.4	0.0	0.0	0.0		
<b>TOTALS</b>			<b>200</b>	<b>25.9/66.438.9%</b>	<b>20.1/46.143.7%</b>	<b>5.7/20.328.2%</b>	<b>8.3/13.461.7%</b>	<b>14.3</b>	<b>26.0</b>	<b>40.3</b>	<b>15.0</b>	<b>15.3</b>	<b>17.7</b>	<b>14.6</b>	<b>2.4</b>	<b>42.1</b>	<b>72.3</b>	<b>65.7</b>

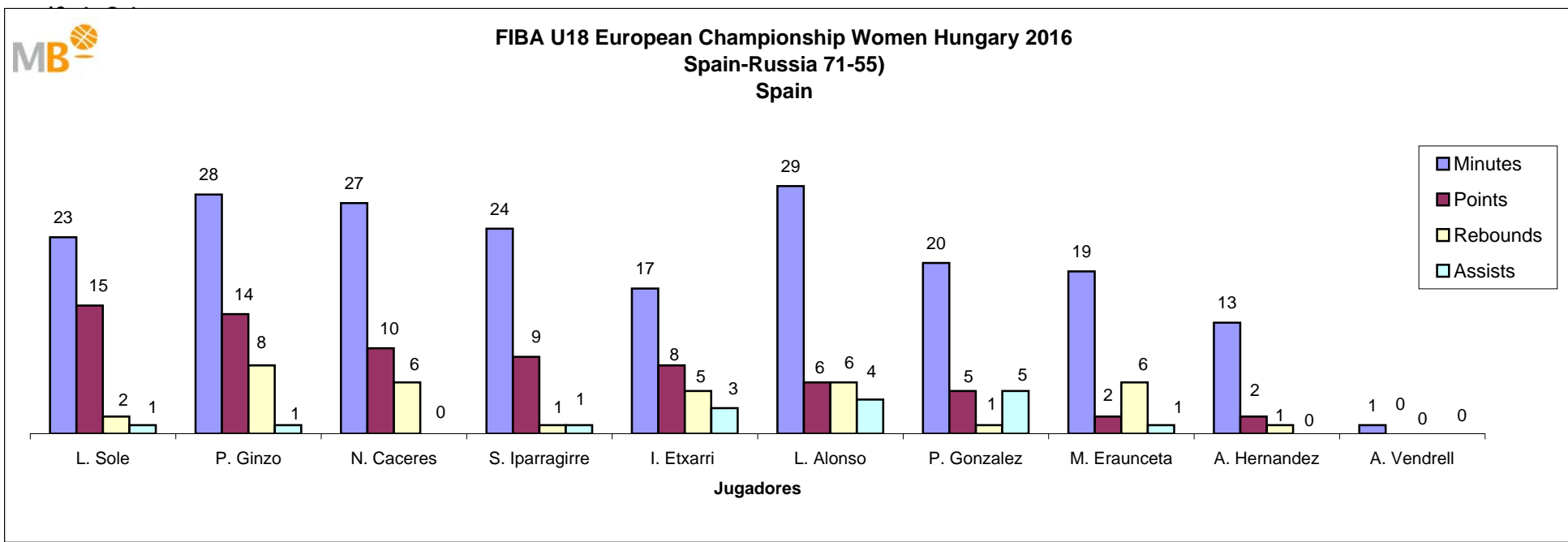
# FIBA U18 European Championship Women Hungary 2016



France-Spain (74-44)  
Final

Q1	Q2	Q3	Q4
19	13	13	29
9	10	15	10

#	Players	Min	Shots				Rebounds				PF	To	St	BS	+/-	Ef	Pts
			FG	2pts	3pts	FT	O	D	Tot	As							
13	<u>L. Sole</u>	23	6/10 60%	6/10 60%	0/0 -%	3/6 50%	1	1	2	1	3	2	1	0	12	10	15
10	<u>P. Ginzo</u>	28	5/11 45.5%	5/11 45.5%	0/0 -%	4/8 50%	3	5	8	1	3	3	0	2	10	12	14
11	<u>N. Caceres</u>	27	4/7 57.1%	2/3 66.7%	2/4 50%	0/0 -%	1	5	6	0	3	1	3	0	15	15	10
14	<u>S. Iparragirre</u>	24	4/4 100%	3/3 100%	1/1 100%	0/0 -%	0	1	1	1	3	1	3	1	20	14	9
8	<u>I. Etxarri Munarriz</u>	17	4/7 57.1%	4/5 80%	0/2 0%	0/0 -%	1	4	5	3	1	2	0	2	0	13	8
4	<u>L. Alonso</u>	29	3/7 42.9%	3/6 50%	0/1 0%	0/0 -%	0	6	6	4	3	2	4	0	7	14	6
7	<u>P. Gonzalez</u>	20	2/4 50%	2/3 66.7%	0/1 0%	1/2 50%	0	1	1	5	1	2	3	0	6	9	5
5	<u>M. Erauncetamurquil</u>	19	1/6 16.7%	1/6 16.7%	0/0 -%	0/0 -%	2	4	6	1	4	1	1	0	10	4	2
9	<u>A. Hernandez</u>	13	1/4 25%	1/1 100%	0/3 0%	0/0 -%	0	1	1	0	0	0	0	1	0	1	2
12	<u>A. Vendrell</u>	1	0/0 -%	0/0 -%	0/0 -%	0/0 -%	0	0	0	0	0	0	0	0	0	0	0
6	<u>M. Gonzalez</u>	DNP															
15	<u>U. Diallo</u>	DNP															
Team/Coaches							1	5	6	0	4						
<b>TOTALS</b>		<b>200</b>	<b>30/60 50%</b>	<b>27/48 56.2%</b>	<b>3/12 25%</b>	<b>8/16 50%</b>	<b>9</b>	<b>33</b>	<b>42</b>	<b>16</b>	<b>21</b>	<b>18</b>	<b>15</b>	<b>6</b>	<b>16</b>	<b>92</b>	<b>71</b>



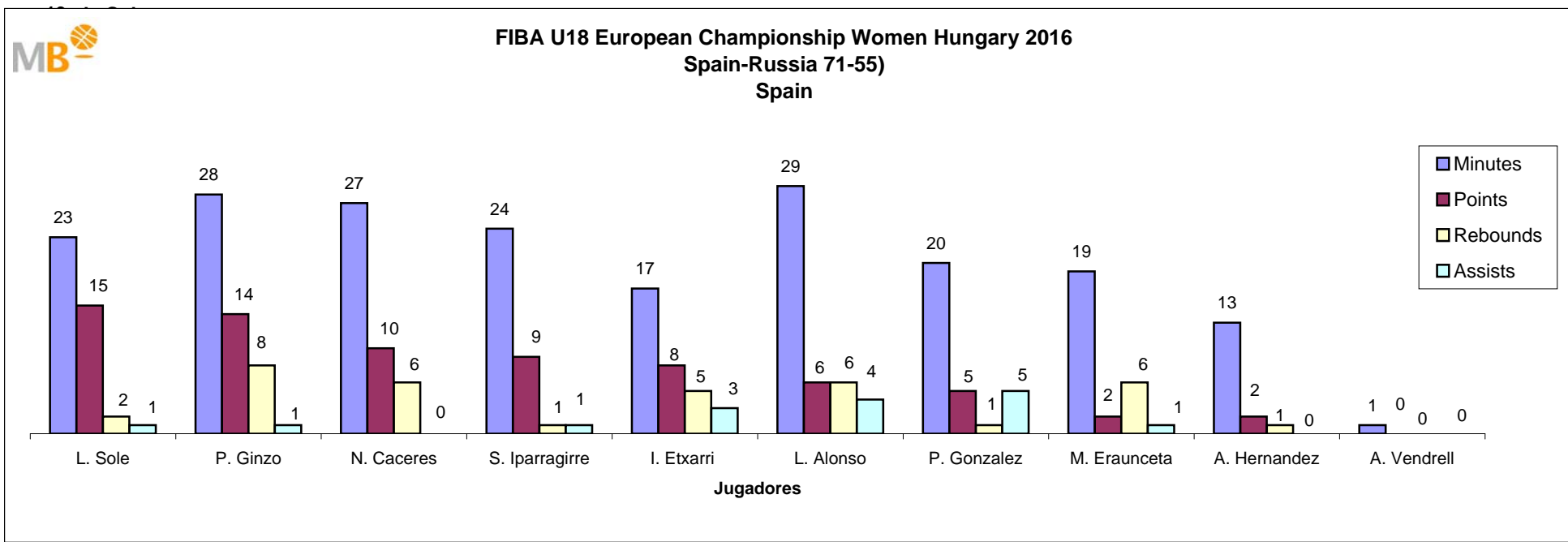
# FIBA U18 European Championship Women Hungary 2016



Spain-Russia 71-55)  
Semi-Final

Q1	Q2	Q3	Q4
12	29	13	17
14	15	15	11

#	Players	Min	Shots				Rebounds				PF	To	St	BS	+/-	Ef	Pts	
			FG	2pts	3pts	FT	O	D	Tot	As								
13	<u>L. Sole</u>	23	6/1060%	6/1060%	0/0-%	3/650%	1	1	2	1	3	2	1	0	12	10	15	
10	<u>P. Ginzo</u>	28	5/1145.5%	5/1145.5%	0/0-%	4/850%	3	5	8	1	3	3	0	2	10	12	14	
11	<u>N. Caceres</u>	27	4/757.1%	2/366.7%	2/450%	0/0-%	1	5	6	0	3	1	3	0	15	15	10	
14	<u>S. Iparragirre</u>	24	4/4100%	3/3100%	1/1100%	0/0-%	0	1	1	1	3	1	3	1	20	14	9	
8	<u>I. Etxarri Munarriz</u>	17	4/757.1%	4/580%	0/20%	0/0-%	1	4	5	3	1	2	0	2	0	13	8	
4	<u>L. Alonso</u>	29	3/742.9%	3/650%	0/10%	0/0-%	0	6	6	4	3	2	4	0	7	14	6	
7	<u>P. Gonzalez</u>	20	2/450%	2/366.7%	0/10%	1/250%	0	1	1	5	1	2	3	0	6	9	5	
5	<u>M. Erauncetamurquil</u>	19	1/616.7%	1/616.7%	0/0-%	0/0-%	2	4	6	1	4	1	1	0	10	4	2	
9	<u>A. Hernandez</u>	13	1/425%	1/1100%	0/30%	0/0-%	0	1	1	0	0	0	0	1	0	1	2	
12	<u>A. Vendrell</u>	1	0/0-%	0/0-%	0/0-%	0/0-%	0	0	0	0	0	0	0	0	0	0	0	
6	<u>M. Gonzalez</u>	DNP																
15	<u>U. Diallo</u>	DNP																
Team/Coaches							1	5	6	0	4							
<b>TOTALS</b>			<b>200</b>	<b>30/6050%</b>	<b>27/4856.2%</b>	<b>3/1225%</b>	<b>8/1650%</b>	<b>9</b>	<b>33</b>	<b>42</b>	<b>16</b>	<b>21</b>	<b>18</b>	<b>15</b>	<b>6</b>	<b>16</b>	<b>92</b>	<b>71</b>



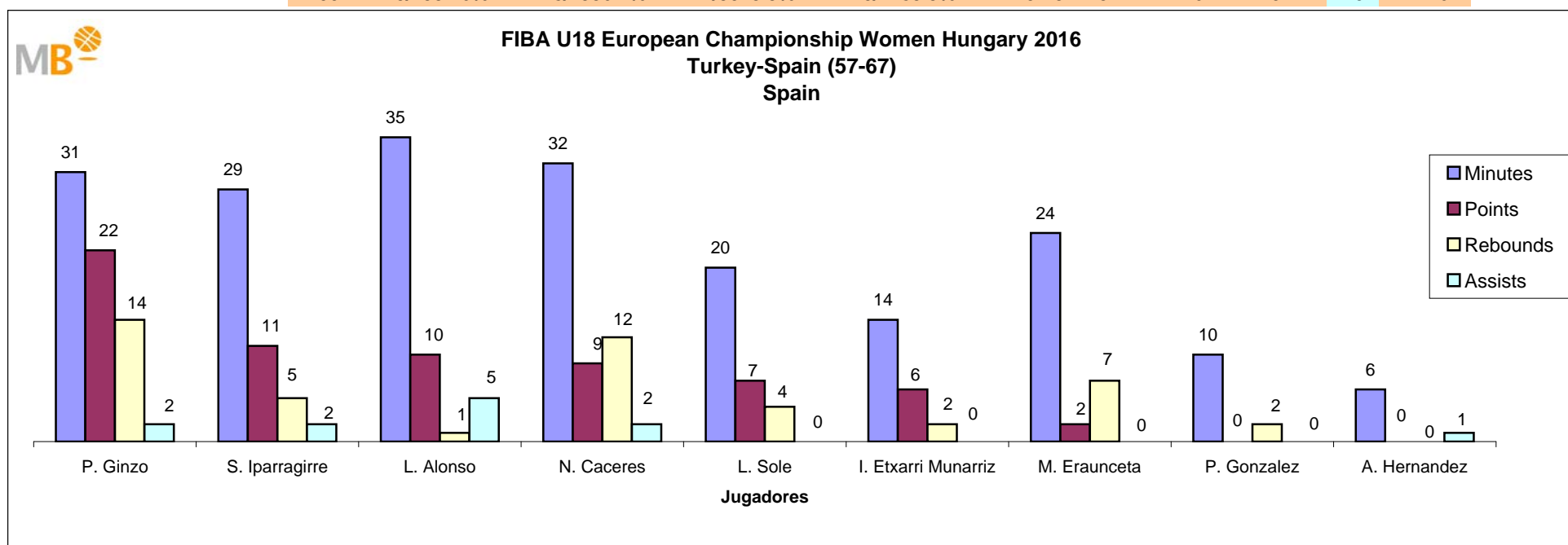
# FIBA U18 European Championship Women Hungary 2016



Turkey-Spain (57-67)  
Quarter-Final

Q1	Q2	Q3	Q4
11	11	25	10
22	10	22	13

#	Players	Min	Shots				Rebounds				PF	To	St	BS	+/-	Ef	Pts
			FG	2pts	3pts	FT	O	D	Tot	As							
10	<u>P. Ginzo</u>	31	9/1850%	8/1650%	1/250%	3/560%	9	5	14	2	0	2	5	1	3	31	22
14	<u>S. Iparragirre</u>	29	3/1127.3%	2/540%	1/616.7%	4/4100%	2	3	5	2	1	2	5	0	18	13	11
4	<u>L. Alonso</u>	35	4/1625%	2/825%	2/825%	0/0-%	0	1	1	5	2	3	4	0	16	5	10
11	<u>N. Caceres</u>	32	3/837.5%	2/540%	1/333.3%	2/2100%	2	10	12	2	2	2	1	0	15	17	9
13	<u>L. Sole</u>	20	3/933.3%	2/728.6%	1/250%	0/0-%	2	2	4	0	1	0	1	0	2	6	7
8	<u>I. Etxarri Munarriz</u>	14	2/633.3%	1/250%	1/425%	1/1100%	0	2	2	0	5	1	1	0	4	4	6
5	<u>M. Eraunceta</u>	24	1/616.7%	1/520%	0/10%	0/0-%	1	6	7	0	3	2	2	0	7	4	2
7	<u>P. Gonzalez</u>	10	0/20%	0/10%	0/10%	0/0-%	1	1	2	0	2	1	1	0	-9	0	0
9	<u>A. Hernandez</u>	6	0/30%	0/0-%	0/30%	0/0-%	0	0	0	1	0	1	0	0	-6	-3	0
6	<u>M. Gonzalez</u>	DNP															
12	<u>A. Vendrell</u>	DNP															
15	<u>U. Diallo</u>	DNP															
Team/Coaches							3	2	5		0	3					
<b>TOTALS</b>		<b>200</b>	<b>25/7931.6%</b>	<b>18/4936.7%</b>	<b>7/3023.3%</b>	<b>10/1283.3%</b>	<b>20</b>	<b>32</b>	<b>52</b>	<b>12</b>	<b>16</b>	<b>17</b>	<b>20</b>	<b>1</b>	<b>10</b>	<b>77</b>	<b>67</b>





# FIBA U18 European Championship Women Hungary 2016



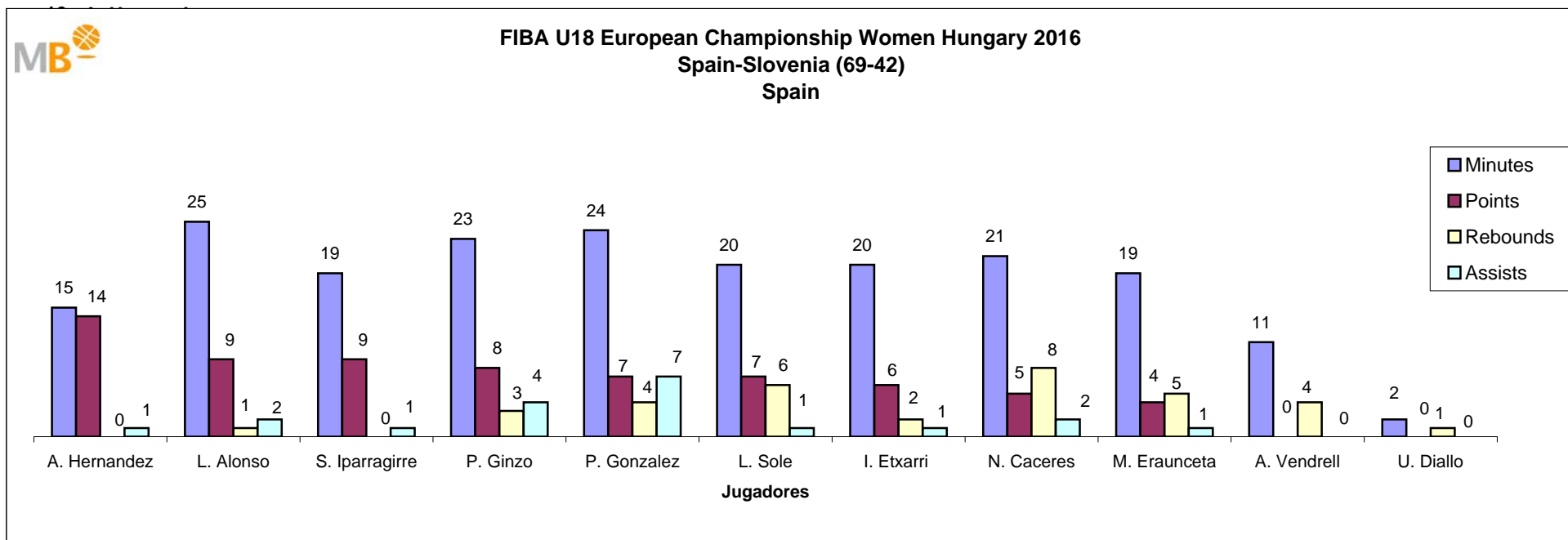
Spain-Slovenia (69-42)

Ronda de 16

Q1	Q2	Q3	Q4
22	7	21	19
13	4	17	8

Spain

#	Players	Min	Shots				Rebounds				PF	To	St	BS	+/-	Ef	Pts
			FG	2pts	3pts	FT	O	D	Tot	As							
9	<u>A. Hernandez</u>	15	5/1050%	1/1100%	4/944.4%	0/0-%	0	0	0	1	2	2	3	0	18	11	14
4	<u>L. Alonso</u>	25	3/650%	1/250%	2/450%	1/250%	0	1	1	2	0	1	1	0	19	8	9
14	<u>S. Iparragirre</u>	19	3/650%	1/333.3%	2/366.7%	1/250%	0	0	0	1	1	1	0	0	9	5	9
10	<u>P. Ginzo</u>	23	4/666.7%	4/666.7%	0/0-%	0/20%	3	0	3	4	0	2	0	1	18	10	8
7	<u>P. Gonzalez</u>	24	3/475%	2/2100%	1/250%	0/0-%	2	2	4	7	0	4	3	0	15	16	7
13	<u>L. Sole</u>	20	2/540%	2/540%	0/0-%	3/475%	3	3	6	1	1	5	0	0	5	5	7
8	<u>I. Etxarri Munarriz</u>	20	2/1020%	1/714.3%	1/333.3%	1/250%	1	1	2	1	2	2	1	2	18	1	6
11	<u>N. Caceres</u>	21	2/450%	2/450%	0/0-%	1/250%	3	5	8	2	1	5	3	0	27	10	5
5	<u>M. Eraunceta</u>	19	2/728.6%	2/633.3%	0/10%	0/0-%	1	4	5	1	3	0	2	2	5	9	4
12	<u>A. Vendrell</u>	11	0/10%	0/10%	0/0-%	0/0-%	1	3	4	0	2	1	1	0	-1	3	0
15	<u>U. Diallo</u>	2	0/0-%	0/0-%	0/0-%	0/0-%	0	1	1	0	1	0	0	0	2	1	0
6	<u>M. Gonzalez</u>	DNP															
Team/Coaches							2	4	6	0	1						
<b>TOTALS</b>		<b>200</b>	<b>26/5944.1%</b>	<b>16/3743.2%</b>	<b>10/2245.5%</b>	<b>7/1450%</b>	<b>16</b>	<b>24</b>	<b>40</b>	<b>20</b>	<b>13</b>	<b>24</b>	<b>14</b>	<b>5</b>	<b>27</b>	<b>79</b>	<b>69</b>



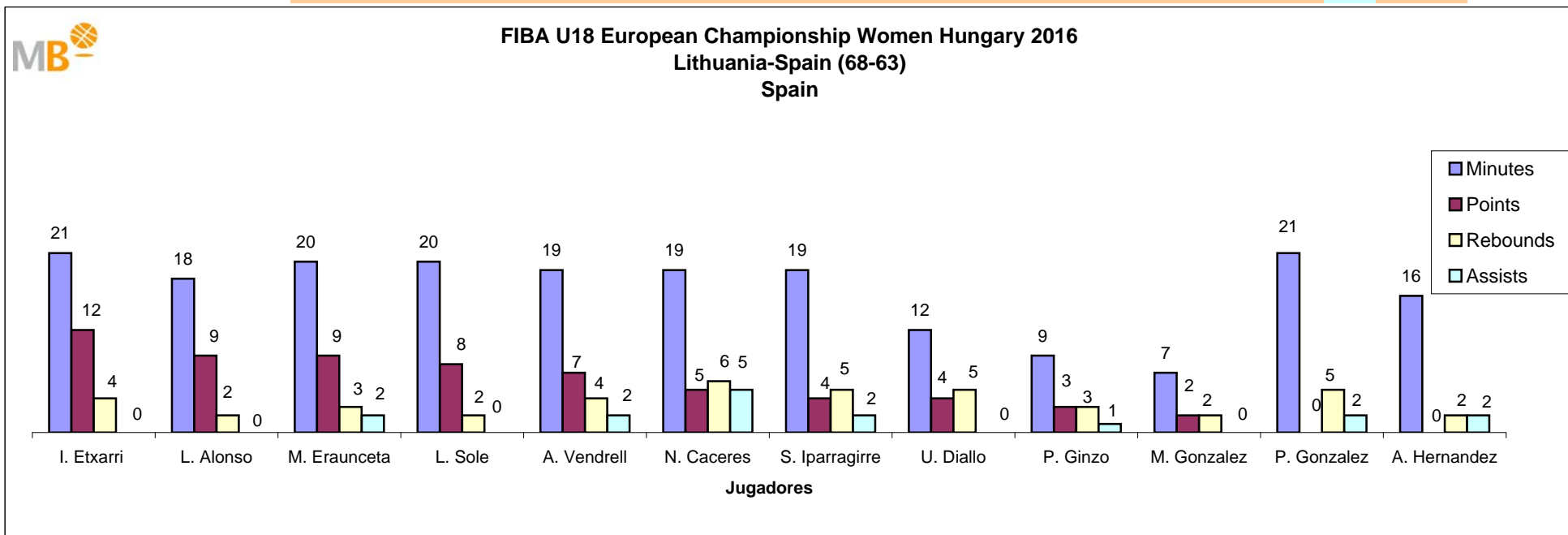
# FIBA U18 European Championship Women Hungary 2016



Lithuania-Spain (68-63)  
Group Phase Game 03

Q1	Q2	Q3	Q4
18	19	10	23
12	10	9	9

#	Players	Min	Shots				Rebounds				PF	To	St	BS	+/-	Ef	Pts
			FG	2pts	3pts	FT	O	D	Tot	As							
8	<u>I. Etxarri Munarriz</u>	21	4/850%	3/650%	1/250%	3/475%	3	1	4	0	2	1	2	1	-2	13	12
4	<u>L. Alonso</u>	18	3/560%	1/250%	2/366.7%	1/250%	2	0	2	0	3	3	1	0	-9	6	9
5	<u>M. Eraunceta</u>	20	4/580%	4/580%	0/0-%	1/333.3%	1	2	3	2	2	2	1	0	5	10	9
13	<u>L. Sole</u>	20	3/742.9%	3/650%	0/10%	2/2100%	0	2	2	0	2	1	1	0	-3	6	8
12	<u>A. Vendrell</u>	19	3/933.3%	2/633.3%	1/333.3%	0/0-%	4	0	4	2	3	0	3	1	5	11	7
11	<u>N. Caceres</u>	19	2/922.2%	1/616.7%	1/333.3%	0/0-%	4	2	6	5	1	2	0	0	-2	7	5
14	<u>S. Iparragirre</u>	19	2/728.6%	2/450%	0/30%	0/0-%	0	5	5	2	1	3	3	0	-9	6	4
15	<u>U. Diallo</u>	12	2/450%	2/450%	0/0-%	0/10%	3	2	5	0	4	2	0	0	-9	4	4
10	<u>P. Ginzo</u>	9	0/10%	0/10%	0/0-%	3/475%	1	2	3	1	0	1	0	0	-2	4	3
6	<u>M. Gonzalez</u>	7	1/333.3%	1/250%	0/10%	0/0-%	1	1	2	0	0	0	0	0	-4	2	2
7	<u>P. Gonzalez</u>	21	0/30%	0/20%	0/10%	0/0-%	0	5	5	2	0	4	1	0	4	1	0
9	<u>A. Hernandez</u>	16	0/60%	0/0-%	0/60%	0/0-%	0	2	2	2	1	1	0	0	1	-3	0
Team/Coaches							1	1	2		0	1					
<b>TOTALS</b>		<b>200</b>	<b>24/6735.8%</b>	<b>19/4443.2%</b>	<b>5/2321.7%</b>	<b>10/1662.5%</b>	<b>20</b>	<b>25</b>	<b>45</b>	<b>16</b>	<b>19</b>	<b>21</b>	<b>12</b>	<b>2</b>	<b>-5</b>	<b>67</b>	<b>63</b>



# FIBA U18 European Championship Women Hungary 2016



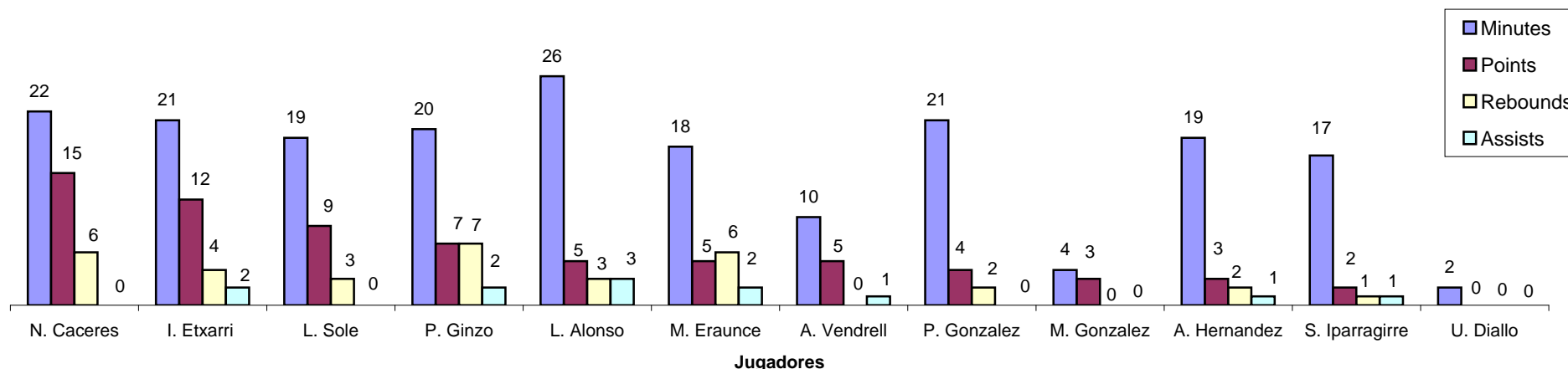
Spain-Belgium (70-40)  
Group Phase Game 02

Q1	Q2	Q3	Q4
18	19	10	23
12	10	9	9

#	Players	Min	Shots				Rebounds				PF	To	St	BS	+/-	Ef	Pts
			FG	2pts	3pts	FT	O	D	Tot	As							
11	<u>N. Caceres</u>	22	5/6 83.3%	5/6 83.3%	0/0 -%	5/5 100%	3	3	6	0	0	2	4	0	18	22	15
8	<u>I. Etxarri Munarriz</u>	21	5/9 55.6%	4/8 50%	1/1 100%	1/4 25%	0	4	4	2	2	0	5	0	16	16	12
13	<u>L. Sole</u>	19	3/7 42.9%	3/7 42.9%	0/0 -%	3/4 75%	0	3	3	0	3	2	1	0	22	6	9
10	<u>P. Ginzo</u>	20	3/6 50%	3/6 50%	0/0 -%	1/2 50%	3	4	7	2	1	3	1	0	14	10	7
4	<u>L. Alonso</u>	26	2/7 28.6%	1/6 16.7%	1/1 100%	0/0 -%	1	2	3	3	3	0	1	0	21	7	5
5	<u>M. Eraunceta</u>	18	1/3 33.3%	1/3 33.3%	0/0 -%	3/4 75%	2	4	6	2	2	2	0	0	11	8	5
12	<u>A. Vendrell</u>	10	2/3 66.7%	1/1 100%	1/2 50%	0/0 -%	0	0	0	1	1	0	1	0	10	6	5
7	<u>P. Gonzalez</u>	21	2/8 25%	2/2 100%	0/6 0%	0/0 -%	0	2	2	0	2	1	1	0	11	0	4
6	<u>M. Gonzalez</u>	4	1/1 100%	0/0 -%	1/1 100%	0/0 -%	0	0	0	0	0	0	0	0	6	3	3
9	<u>A. Hernandez</u>	19	1/4 25%	0/2 0%	1/2 50%	0/0 -%	0	2	2	1	0	1	0	0	10	2	3
14	<u>S. Iparragirre</u>	17	1/6 16.7%	1/5 20%	0/1 0%	0/0 -%	0	1	1	1	2	1	2	0	10	0	2
15	<u>U. Diallo</u>	2	0/0 -%	0/0 -%	0/0 -%	0/0 -%	0	0	0	0	1	0	0	0	1	0	0
Team/Coaches							0	3	3		0	3					
<b>TOTALS</b>		<b>200</b>	<b>26/60 43.3%</b>	<b>21/46 45.7%</b>	<b>5/14 35.7%</b>	<b>13/19 68.4%</b>	<b>9</b>	<b>28</b>	<b>37</b>	<b>12</b>	<b>17</b>	<b>15</b>	<b>16</b>	<b>0</b>	<b>30</b>	<b>80</b>	<b>70</b>



FIBA U18 European Championship Women Hungary 2016  
Spain-Belgium (70-40)  
Spain



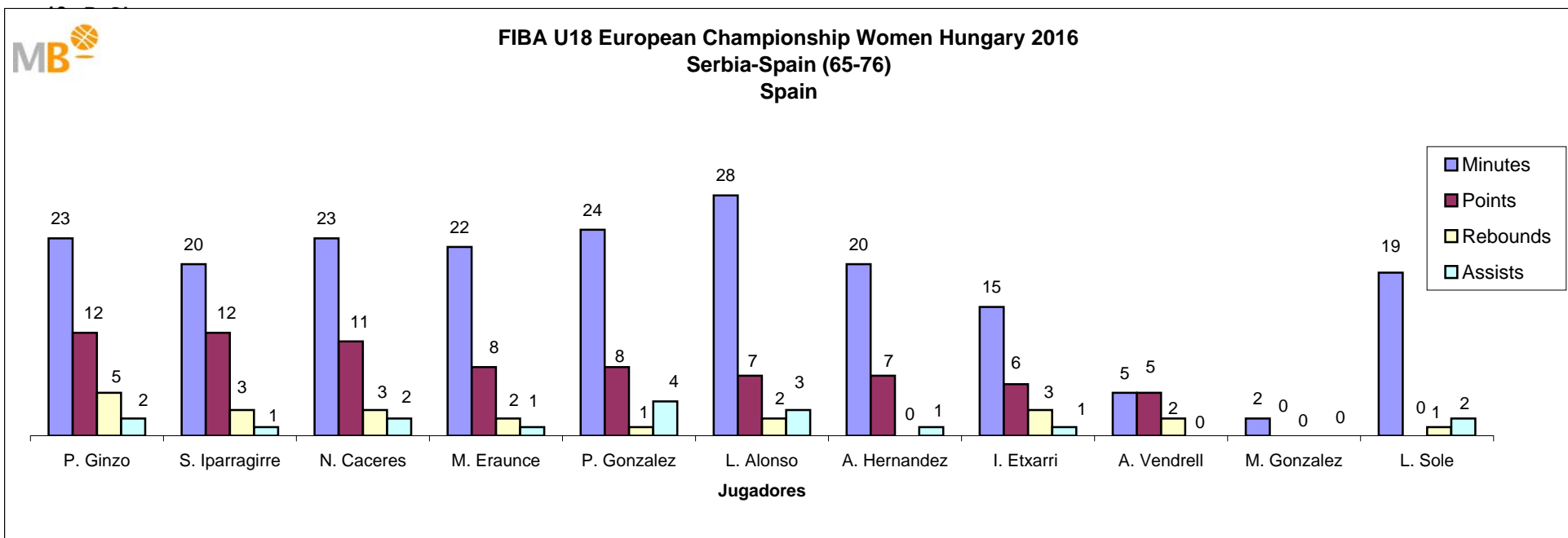
# FIBA U18 European Championship Women Hungary 2016



Serbia-Spain (65-76)  
Group Phase Game 01

Q1	Q2	Q3	Q4
16	9	24	16
19	24	20	13

Spain		Shots					Rebounds					Other					
#	Players	Min	FG	2pts	3pts	FT	O	D	Tot	As	PF	To	St	BS	+/-	Ef	Pts
10	<u>P. Ginzo</u>	23	6/11 54.5%	6/10 60%	0/10 0%	0/0- 0%	3	2	5	2	3	5	1	0	13	10	12
14	<u>S. Iparragirre</u>	20	5/13 38.5%	3/9 33.3%	2/4 50%	0/0- 0%	0	3	3	1	0	2	1	0	-5	7	12
11	<u>N. Caceres</u>	23	5/8 62.5%	4/5 80%	1/3 33.3%	0/0- 0%	0	3	3	2	1	1	2	0	11	14	11
5	<u>M. Erauncetamurquil</u>	22	3/6 50%	3/4 75%	0/20 0%	2/2 100%	0	2	2	1	3	1	1	1	-1	9	8
7	<u>P. Gonzalez</u>	24	3/7 42.9%	3/5 60%	0/20 0%	2/3 66.7%	0	1	1	4	1	1	3	0	8	10	8
4	<u>L. Alonso</u>	28	3/4 75%	2/3 66.7%	1/1 100%	0/0- 0%	0	2	2	3	2	2	5	0	5	14	7
9	<u>A. Hernandez</u>	20	2/8 25%	0/20 0%	2/6 33.3%	1/2 50%	0	0	0	1	0	0	2	0	4	3	7
8	<u>I. Etxarri Munarriz</u>	15	3/4 75%	3/4 75%	0/0- 0%	0/20 0%	3	0	3	1	0	1	0	0	7	6	6
12	<u>A. Vendrell</u>	5	2/5 40%	1/3 33.3%	1/2 50%	0/0- 0%	1	1	2	0	1	2	1	0	5	3	5
6	<u>M. Gonzalez</u>	2	0/0- 0%	0/0- 0%	0/0- 0%	0/0- 0%	0	0	0	0	0	0	0	0	0	0	0
13	<u>L. Sole</u>	19	0/30 0%	0/30 0%	0/0- 0%	0/0- 0%	0	1	1	2	1	1	3	0	8	2	0
15	<u>U. Diallo</u>	DNP															
Team/Coaches							3	1	4	0	1						
<b>TOTALS</b>		<b>200</b>	<b>32/69 46.4%</b>	<b>25/48 52.1%</b>	<b>7/21 33.3%</b>	<b>5/9 55.6%</b>	<b>10</b>	<b>16</b>	<b>26</b>	<b>17</b>	<b>12</b>	<b>17</b>	<b>19</b>	<b>1</b>	<b>11</b>	<b>78</b>	<b>76</b>





## FIBA U18 European Championship Women Sopron, Hungary 2016

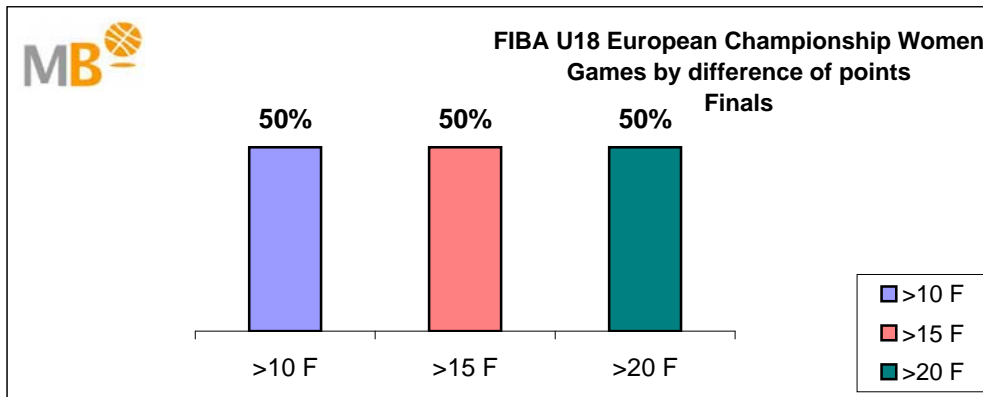
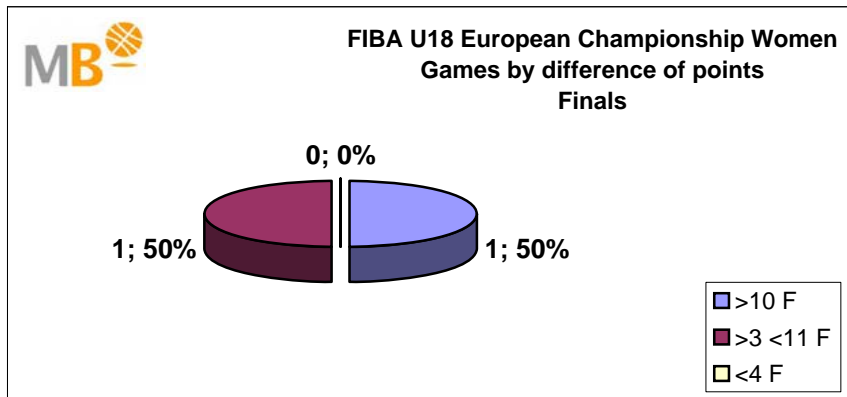


# FIBA U18 European Championship Women Hungary 2016

Finals



Games	Score	1Q	2Q	3Q	4Q	O	O	T	T	E2°Q	E3°Q	>10 2°	>10 3°	>10 F	>3 <11 F	<4 F	
1 Latvia-Russia	<u>58-65</u>	8	13	19	12	11	15	20	25	58	65	27	25	38	40	0	0
2 France-Spain	<u>74-44</u>	19	9	13	10	13	15	29	10	74	44	32	19	45	34	1	0
												1	1	1	1	0	



Classification (1-4)	Color	Category	Description
1	Blue	>10 F	Games finished with a difference of more than 10 points
2	Red	>15 F	Games finished with a difference of more than 15 points
3	Green	>20 F	Games finished with a difference of more than 20 points
4	Purple	>3<11 F	Games finished with a difference between 4 and 10 points
	Yellow	<4F	Games finished with a difference of less than 4 points

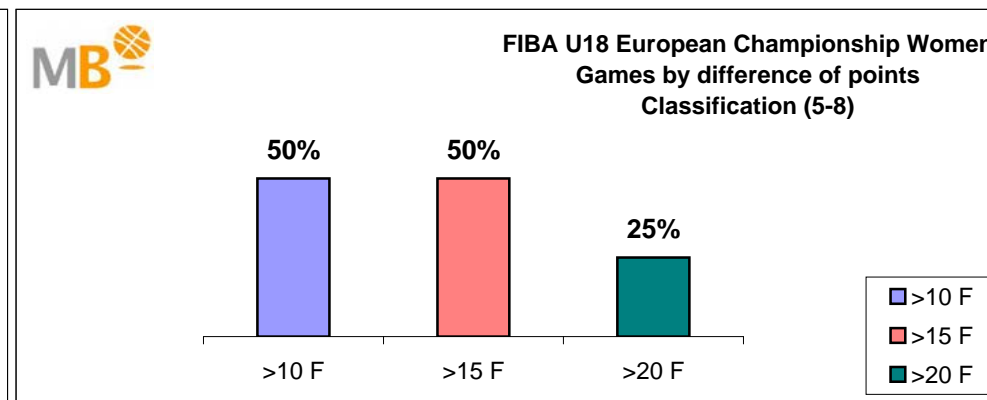
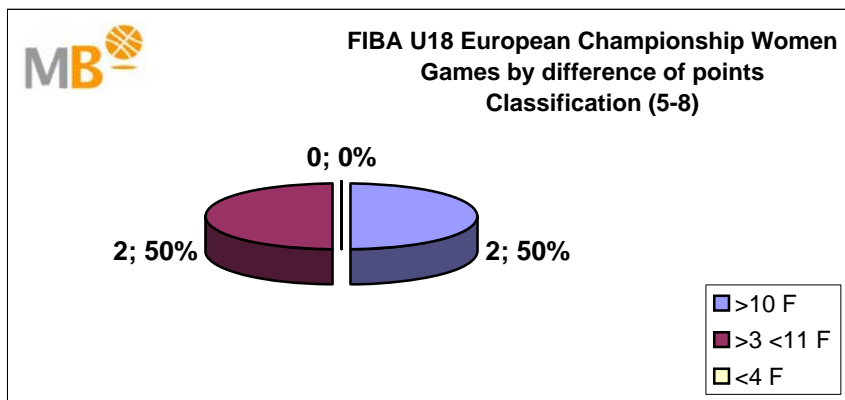


# FIBA U18 European Championship Women Hungary 2016

## Classification (5-8)



Games	Score	1Q	2Q	3Q	4Q	O	O	T	T	E2°Q	E3°Q	>10 2°	>10 3°	>10 F	>3 <11 F	<4 F						
1 Turkey-Hungary	<b>60-77</b>	14	21	9	23	20	19	17	14			60	77	23	44	43	63	1	1	1	0	0
2 Belgium-Italy	<b>64-59</b>	12	11	7	8	18	10	18	26	9	4	64	59	19	19	37	29	0	0	0	1	0
3 Italy-Turkey	<b>57-34</b>	16	11	11	13	19	3	11	7			57	34	27	24	46	27	0	1	1	0	0
4 Belgium-Hungary	<b>54-64</b>	9	13	18	13	16	24	11	14			54	64	27	26	43	50	0	0	0	1	0
																		<b>1</b>	<b>2</b>	<b>2</b>	<b>2</b>	<b>0</b>



Classification (5-8)	Category	Description
5	Hungary	>10 F Games finished with a difference of more than 10 points
6	Belgium	>15 F Games finished with a difference of more than 15 points
7	Italy	>20 F Games finished with a difference of more than 20 points
8	Turkey	>3<11 F Games finished with a difference between 4 and 10 points
		<4F Games finished with a difference of less than 4 points

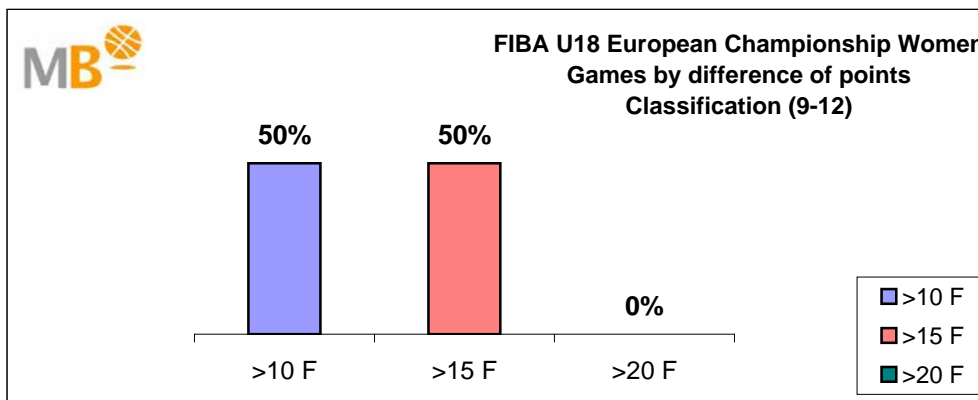
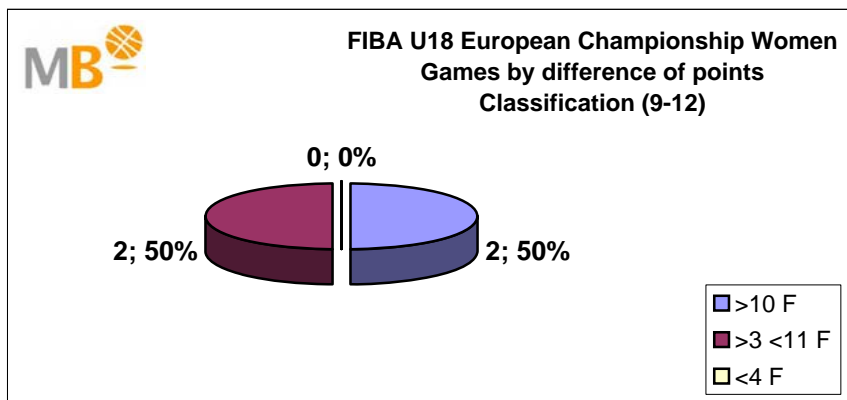


# FIBA U18 European Championship Women Hungary 2016

## Classification (9-12)



Games	Score	1Q	2Q	3Q	4Q	O	O	T	T	E2 <sup>o</sup> Q	E3 <sup>o</sup> Q	>10 2 <sup>o</sup>	>10 3 <sup>o</sup>	>10 F	>3 <11 F	<4 F	
1 Croatia-Lithuania	<b>47-63</b>	13	14	14	20	15	13	5	16	47	63	27	34	42	47	0	0
2 Slovenia-Serbia	<b>58-51</b>	14	9	10	17	15	15	19	10	58	51	24	26	39	41	0	0
3 Croatia-Lithuania	<b>43-85</b>	13	14	14	20	15	13	5	16	47	63	27	34	42	47	0	0
4 Slovenia-Serbia	<b>82-63</b>	14	9	10	17	15	15	19	10	58	51	24	26	39	41	0	0
												<b>0</b>	<b>0</b>	<b>2</b>	<b>2</b>	<b>0</b>	



Classification (9-12)	Category	Description
9	Slovenia	>10 F Games finished with a difference of more than 10 points
10	Serbia	>15 F Games finished with a difference of more than 15 points
11	Lithuania	>20 F Games finished with a difference of more than 20 points
12	Croatia	>3<11 F Games finished with a difference between 4 and 10 points
		<4F Games finished with a difference of less than 4 points



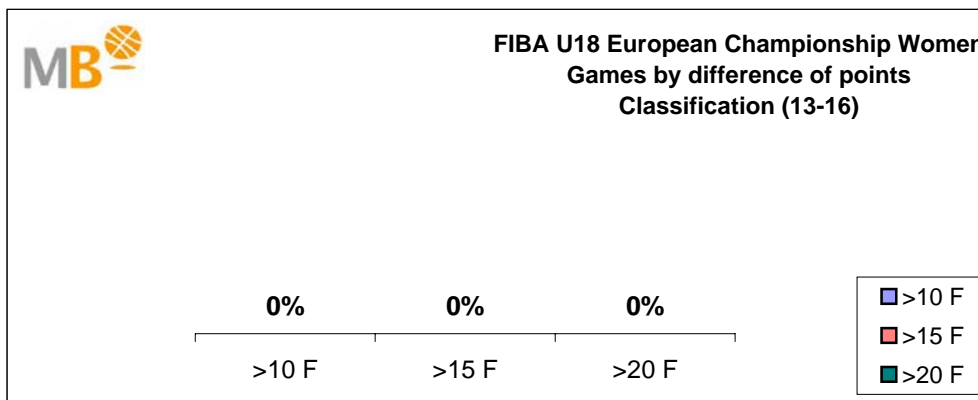
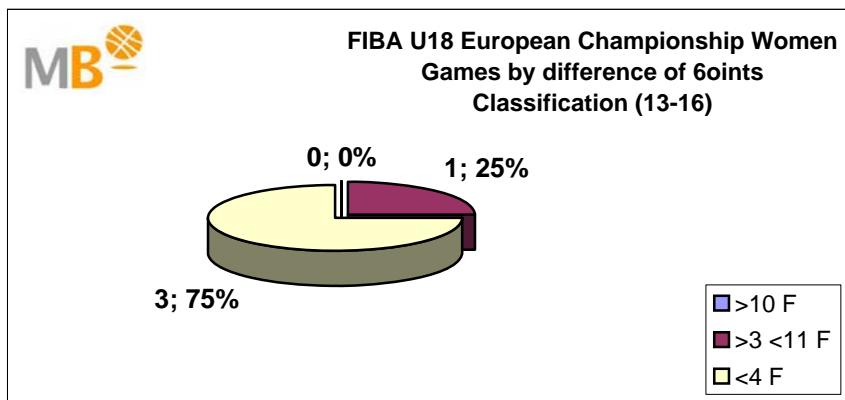


# FIBA U18 European Championship Women Hungary 2016

## Classification (13-16)



Games	Score	1Q	2Q	3Q	4Q	O	O	T	T	E2 <sup>o</sup> Q	E3 <sup>o</sup> Q	>10 2 <sup>o</sup>	>10 3 <sup>o</sup>	>10 F	>3 <11 F	<4 F	
1 Israel-Slovak Republic	<b>66-64</b>	16	19	21	14	14	13	15	18	66	64	37	33	51	46	0	1
2 Czech Republic-Netherlands	<b>74-73</b>	16	22	23	19	18	18	17	14	74	73	39	41	57	59	0	1
3 Slovak Republic-Netherlands	<b>73-68</b>	19	14	24	14	18	24	12	16	73	68	43	28	61	52	1	0
4 Israel-Czech Republic	<b>84-87</b>	18	24	21	16	17	14	19	21	9	12	84	87	39	40	56	54
												<b>1</b>	<b>0</b>	<b>0</b>	<b>1</b>	<b>3</b>	



Classification (13-16)	Color	Description
13 Czech Republic	>10 F	Games finished with a difference of more than 10 points
14 Israel	>15 F	Games finished with a difference of more than 15 points
15 Slovak Republic	>20 F	Games finished with a difference of more than 20 points
16 Netherlands	>3<11 F	Games finished with a difference between 4 and 10 points
	<4F	Games finished with a difference of less than 4 points

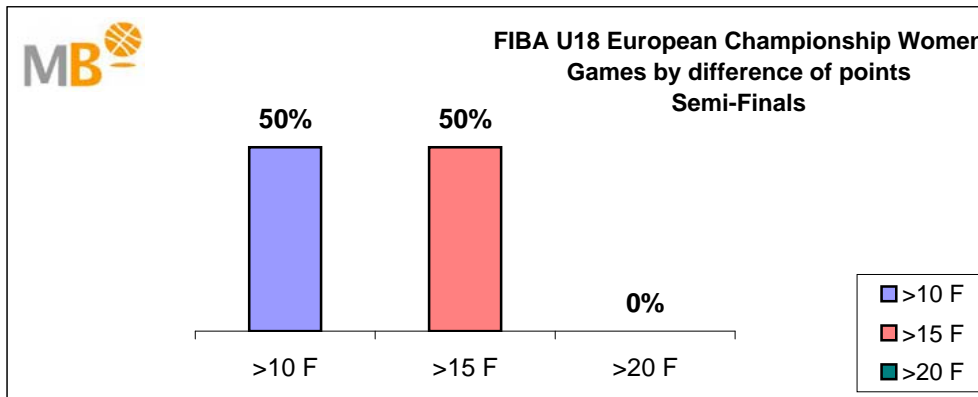
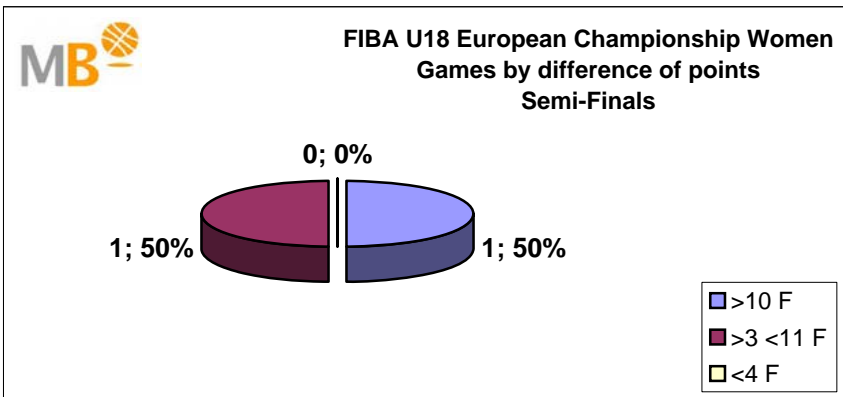


# FIBA U18 European Championship Women Hungary 2016

## Semi-Finals



Games	Score	1Q	2Q	3Q	4Q	O	O	T	T	E2°Q	E3°Q	>10 2°	>10 3°	>10 F	>3 <11 F	<4 F	
1 Latvia-France	<u>44-53</u>	5	13	18	11	11	14	10	15	44	53	23	24	34	38	0	0
2 Spain-Russia	<u>71-55</u>	12	14	29	15	13	15	17	11	71	55	41	29	54	44	1	0
												1	0	1	1	0	



- >10 F Games finished with a difference of more than 10 points
- >15 F Games finished with a difference of more than 15 points
- >20 F Games finished with a difference of more than 20 points
- >3<11 F Games finished with a difference between 4 and 10 points
- <4F Games finished with a difference of less than 4 points

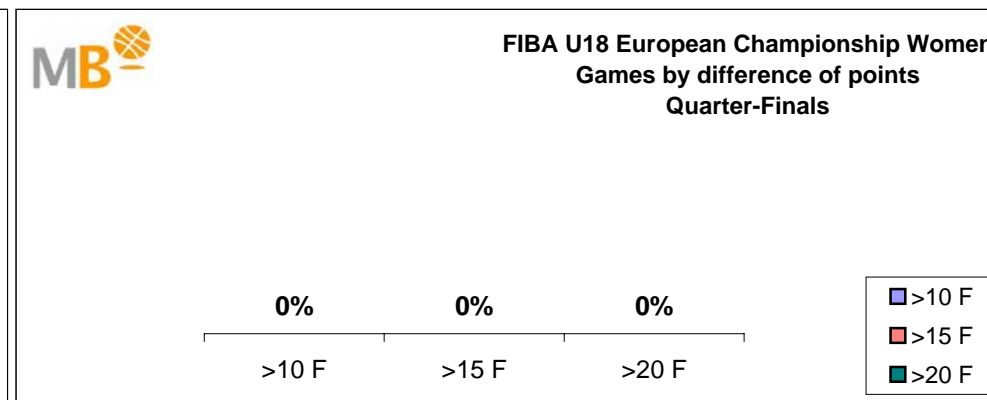
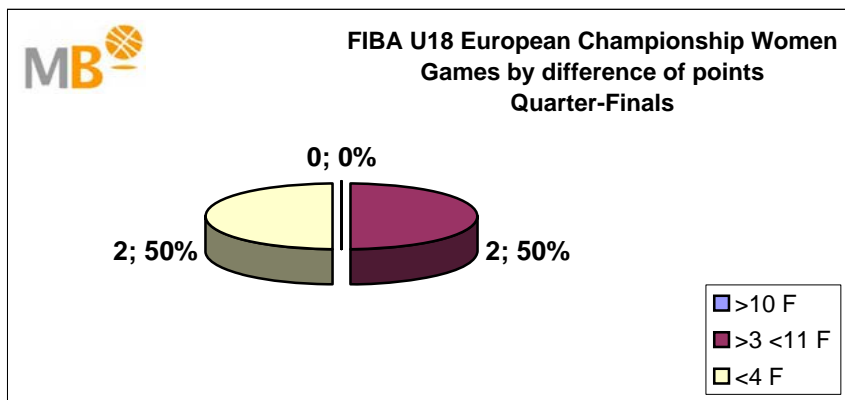


# FIBA U18 European Championship Women Hungary 2016

## Quarter-Finals



Games	Score	1Q	2Q	3Q	4Q	O	O	T	T	E2°Q	E3°Q	>10 2°	>10 3°	>10 F	>3 <11 F	<4 F	
1 Latvia-Belgium	<u>55-52</u>	20	15	6	8	11	21	18	8	55	52	26	23	37	44	0	1
2 Turkey-Spain	<u>57-67</u>	11	22	11	10	25	22	10	13	57	67	22	32	47	54	0	0
3 Russia-Hungary	<u>64-61</u>	12	16	20	23	15	13	17	9	64	61	32	39	47	52	0	1
4 Italy-France	<u>52-60</u>	14	11	11	18	15	15	12	16	52	60	25	29	40	44	0	0
												<b>0</b>	<b>0</b>	<b>0</b>	<b>2</b>	<b>2</b>	



- >10 F** Games finished with a difference of more than 10 points
- >15 F** Games finished with a difference of more than 15 points
- >20 F** Games finished with a difference of more than 20 points
- >3<11 F** Games finished with a difference between 4 and 10 points
- <4F** Games finished with a difference of less than 4 points

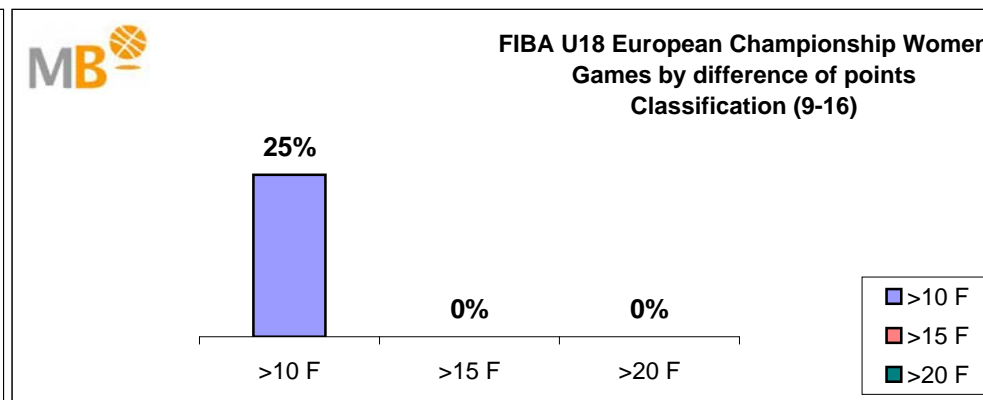
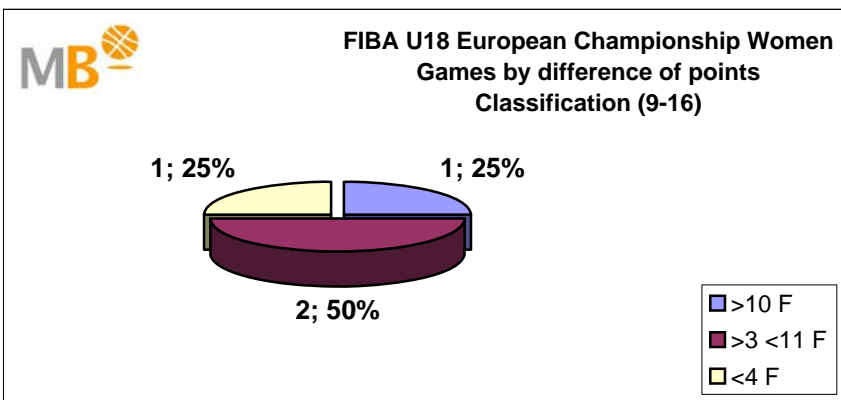


# FIBA U18 European Championship Women Hungary 2016

## Classification (9-16)



Games	Score	1Q	2Q	3Q	4Q	O	O	T	T	E2 <sup>o</sup> Q	E3 <sup>o</sup> Q	>10 2 <sup>o</sup>	>10 3 <sup>o</sup>	>10 F	>3 <11 F	<4 F				
1 Israel-Croatia	<u>68-76</u>	18	14	13	25	12	15	25	22	68	76	31	39	43	54	0	1	0	1	0
2 Czech Republic-Slovenia	<u>56-58</u>	14	14	14	10	9	15	19	19	56	58	28	24	37	39	0	0	0	0	1
3 Slovak Republic-Lithuania	<u>52-60</u>	11	16	11	14	18	15	12	15	52	60	22	30	40	45	0	0	0	1	0
4 Netherlands-Serbia	<u>58-73</u>	13	17	8	15	23	24	14	17	58	73	21	32	44	56	1	1	1	0	0
												1	2	1	2	1				



- >10 F Games finished with a difference of more than 10 points
- >15 F Games finished with a difference of more than 15 points
- >20 F Games finished with a difference of more than 20 points
- >3<11 F Games finished with a difference between 4 and 10 points
- <4F Games finished with a difference of less than 4 points

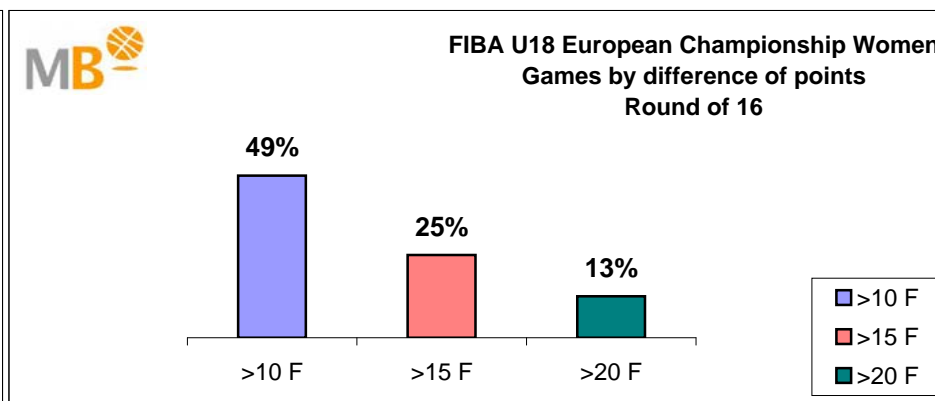
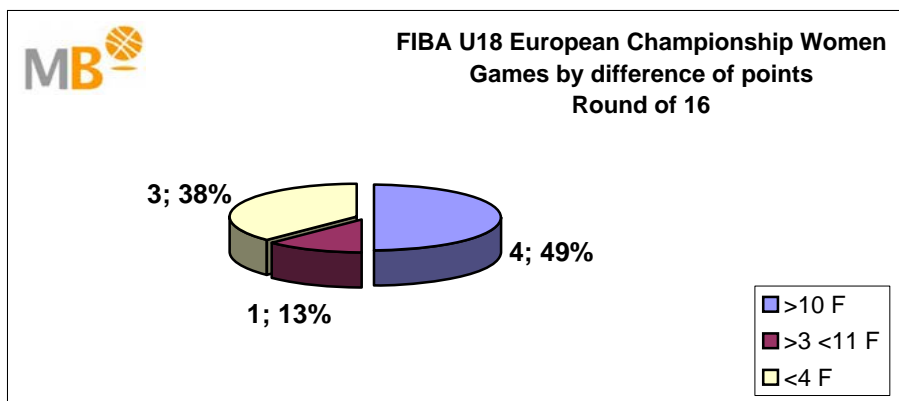


# FIBA U18 European Championship Women Hungary 2016

Round of 16



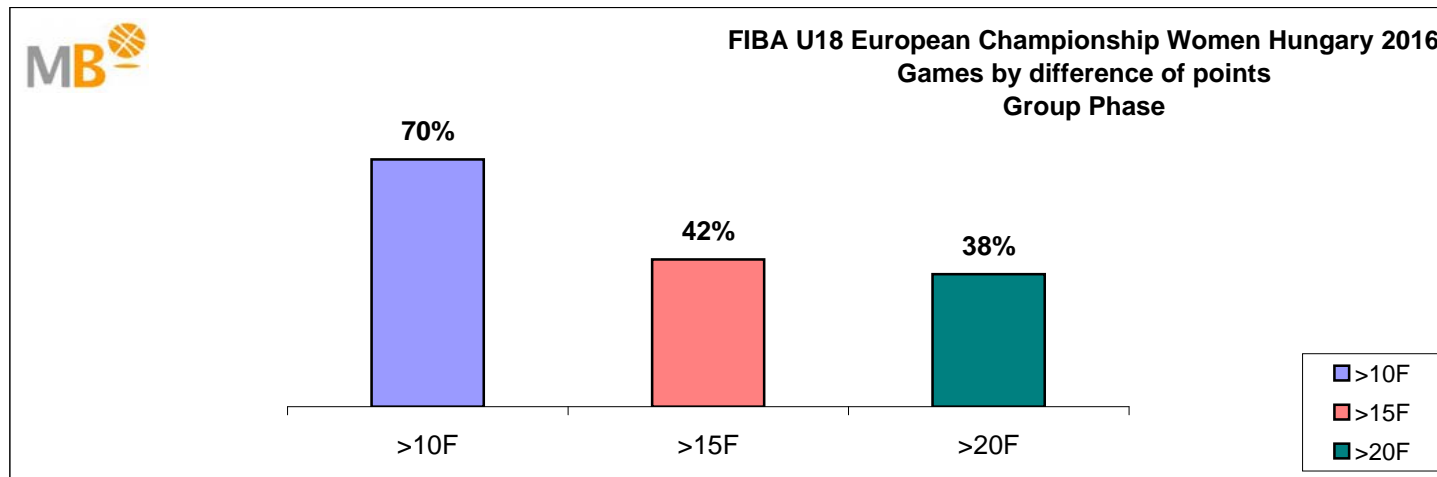
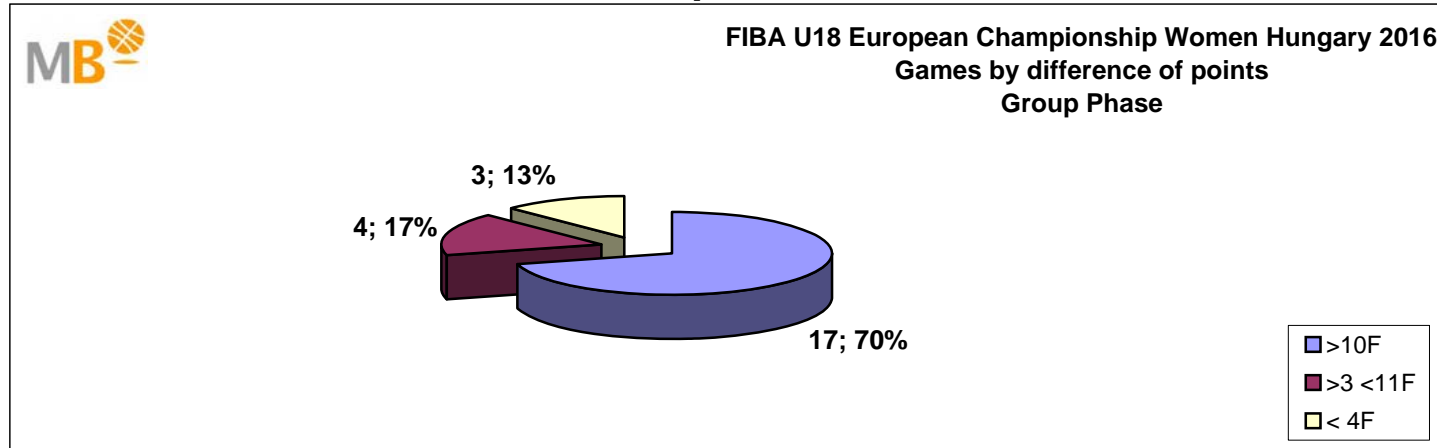
Games	Score	1Q	2Q	3Q	4Q	O	O	T	T	E2 <sup>o</sup> Q	E3 <sup>o</sup> Q	>10 2 <sup>o</sup>	>10 3 <sup>o</sup>	>10 F	>3 <11 F	<4 F				
1 Czech Republic-Turkey	<b>56-60</b>	10	22	12	16	16	16	18	6	56	60	22	38	38	54	1	1	0	1	0
2 Belgium-Croatia	<b>61-59</b>	24	17	12	18	12	13	13	11	61	59	36	35	48	48	0	0	0	0	1
3 Spain-Slovenia	<b>69-42</b>	22	13	7	4	21	17	19	8	69	42	29	17	50	34	1	1	1	0	0
4 Latvia-Israel	<b>59-56</b>	11	15	15	13	20	17	13	11	59	56	26	28	46	45	0	0	0	0	1
5 Italy-Slovak Republic	<b>44-31</b>	8	14	13	4	16	5	7	8	44	31	21	18	37	23	0	1	1	0	0
6 Hungary-Serbia	<b>69-53</b>	22	10	19	10	15	18	13	15	69	53	41	20	56	38	1	1	1	0	0
7 France-Lithuania	<b>53-51</b>	11	12	19	10	14	16	9	13	53	51	30	22	44	38	0	0	0	0	1
8 Russia-Netherlands	<b>82-50</b>	31	13	18	12	13	8	20	17	82	50	49	25	62	33	1	1	1	0	0
												<b>4</b>	<b>5</b>	<b>4</b>	<b>1</b>	<b>3</b>				



- >10 F** Games finished with a difference of more than 10 points
- >15 F** Games finished with a difference of more than 15 points
- >20 F** Games finished with a difference of more than 20 points
- >3<11 F** Games finished with a difference between 4 and 10 points
- <4F** Games finished with a difference of less than 4 points



## FIBA U18 European Championship Women Hungary 2016 Group Phase



- >10 F Games finished with a difference of more than 10 points
- >15 F Games finished with a difference of more than 15 points
- >20 F Games finished with a difference of more than 20 points
- >3<11 F Games finished with a difference between 4 and 10 points
- <4 F Games finished with a difference of less than 4 points

**Games: 24**

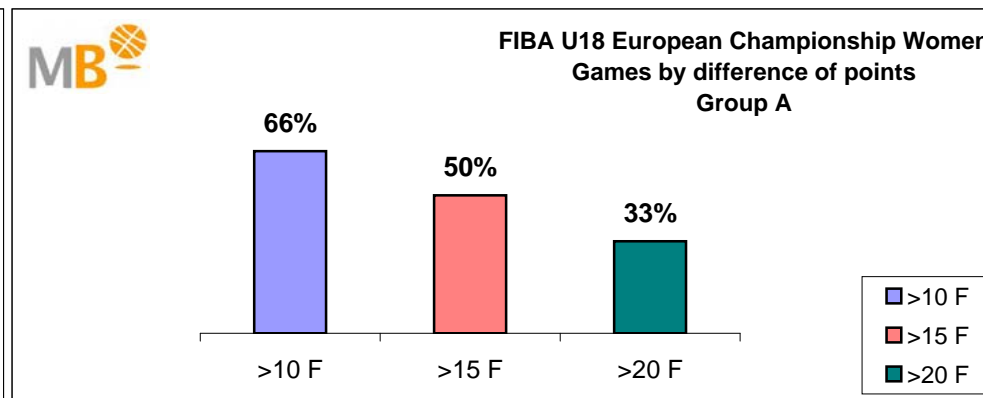
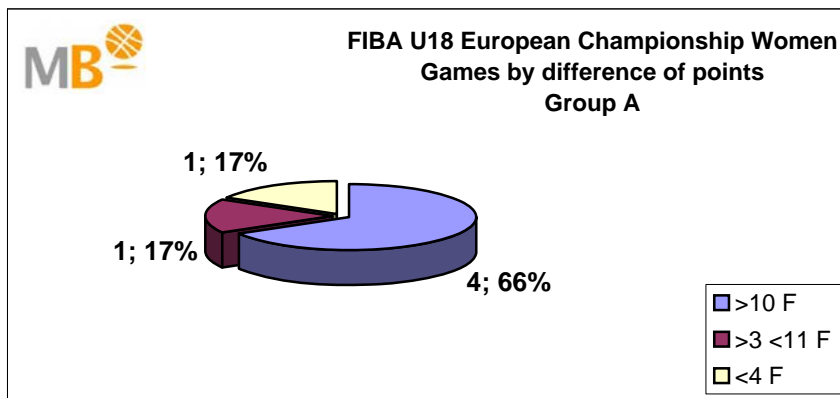
**31-Jul-16**

# FIBA U18 European Championship Women Hungary 2016

## GROUP A



Games	Score	1Q	2Q	3Q	4Q	O	O	T	T	E2 <sup>o</sup> Q	E3 <sup>o</sup> Q	>10 2 <sup>o</sup>	>10 3 <sup>o</sup>	>10 F	>3 <11 F	<4 F						
1 Latvia-Netherlands	<b>66-35</b>	17	10	21	10	16	7	12	8			66	35	38	20	54	27	1	1	1	0	0
2 Slovak Republic-Czech Rep	<b>44-58</b>	15	20	7	14	4	8	18	16			44	58	22	34	26	42	1	1	1	0	0
3 Czech Republic-Latvia	<b>53-74</b>	12	16	19	18	8	13	14	27			53	74	31	34	39	47	0	0	1	0	0
4 Netherlands-Slovak Republic	<b>61-69</b>	26	14	12	17	10	11	10	16	3	11	61	69	38	31	48	42	0	0	0	1	0
5 Slovak Republic-Latvia	<b>56-57</b>	11	17	17	18	11	10	17	12			56	57	28	35	39	45	0	0	0	0	1
6 Netherlands-Czech Republic	<b>48-65</b>	9	16	12	19	21	13	6	17			48	65	21	35	42	48	1	0	1	0	0
												<b>3</b>	<b>2</b>	<b>4</b>	<b>1</b>	<b>1</b>						



- >10 F** Games finished with a difference of more than 10 points
- >15 F** Games finished with a difference of more than 15 points
- >20 F** Games finished with a difference of more than 20 points
- >3<11 F** Games finished with a difference between 4 and 10 points
- <4F** Games finished with a difference of less than 4 points

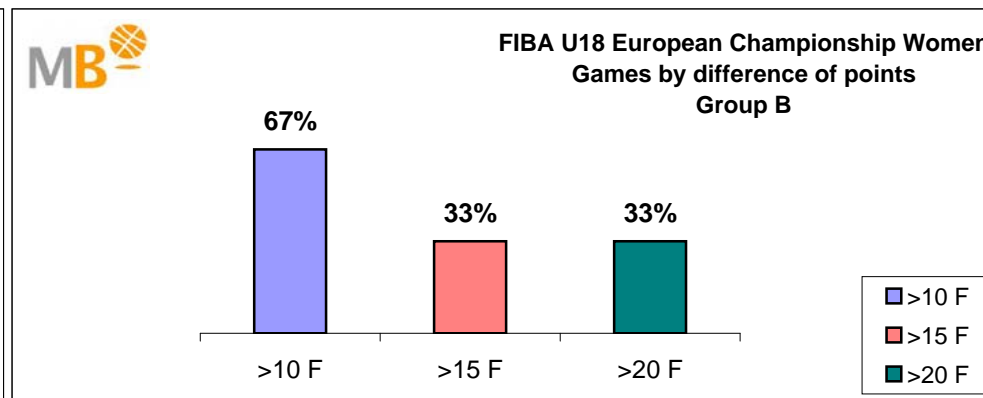
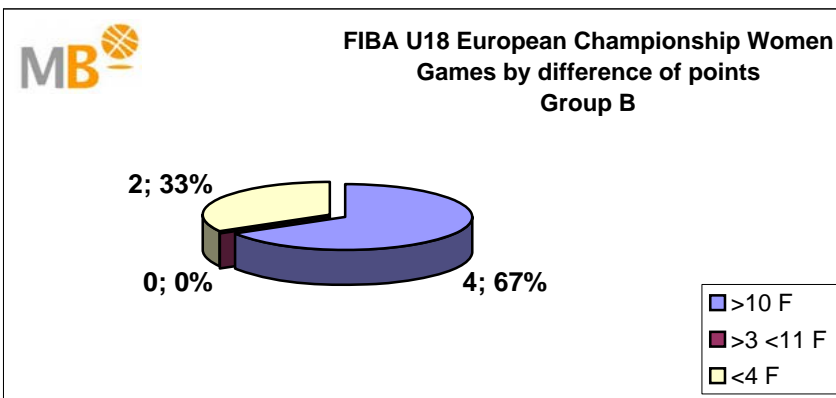


# FIBA U18 European Championship Women Hungary 2016

## GROUP B



Games	Score	1Q	2Q	3Q	4Q	O	O	T	T	E2°Q	E3°Q	>10 2°	>10 3°	>10 F	>3 <11 F	<4 F						
1 Turkey-Israel	<u>80-43</u>	21	8	16	7	29	9	14	19			80	43	37	15	66	24	1	1	1	0	0
2 Italy-Russia	<u>49-52</u>	9	13	11	10	17	12	12	17			49	52	20	23	37	35	0	0	0	0	1
3 Russia-Turkey	<u>81-70</u>	13	22	21	17	16	14	18	15	13	2	81	70	34	39	50	53	0	0	1	0	0
4 Israel-Italy	<u>49-64</u>	18	10	16	22	6	18	9	14			49	64	34	32	40	50	0	0	1	0	0
5 Italy-Turkey	<u>59-58</u>	18	24	14	15	16	7	11	12			59	58	32	39	48	46	0	0	0	0	1
6 Israel-Russia	<u>49-81</u>	13	23	11	20	11	21	14	17			49	81	24	43	35	64	1	1	1	0	0
																		<b>2</b>	<b>2</b>	<b>4</b>	<b>0</b>	<b>2</b>



- >10 F** Games finished with a difference of more than 10 points
- >15 F** Games finished with a difference of more than 15 points
- >20 F** Games finished with a difference of more than 20 points
- >3<11 F** Games finished with a difference between 4 and 10 points
- <4F** Games finished with a difference of less than 4 points



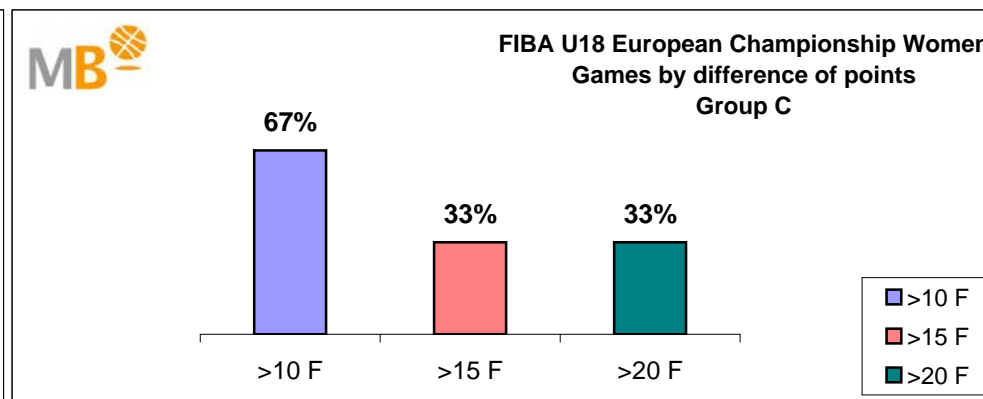
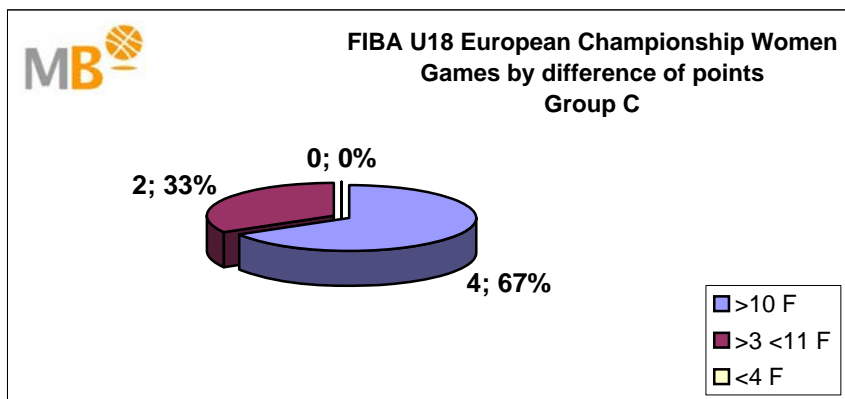


# FIBA U18 European Championship Women Hungary 2016

## GROUP C



Games	Score	1Q	2Q	3Q	4Q	O	O	T	T	E2 <sup>o</sup> Q	E3 <sup>o</sup> Q	>10 2 <sup>o</sup>	>10 3 <sup>o</sup>	>10 F	>3 <11 F	<4 F				
1 Belgium-Lithuania	<u>71-56</u>	21	21	20	7	18	14	12	14	71	56	41	28	59	42	1	1	1	0	0
2 Serbia-Spain	<u>65-76</u>	16	19	9	24	24	20	16	13	65	76	25	43	49	63	1	1	1	0	0
3 Spain-Belgium	<u>70-40</u>	18	12	19	10	10	9	23	9	70	40	37	22	47	31	1	1	1	0	0
4 Lithuania-Serbia	<u>59-66</u>	14	11	18	18	10	22	17	15	59	66	32	29	42	51	0	0	0	1	0
5 Lithuania-Spain	<u>68-63</u>	13	9	26	20	15	19	14	15	68	63	39	29	54	48	0	0	0	1	0
6 Serbia-Belgium	<u>52-74</u>	13	20	14	24	14	13	11	17	52	74	27	44	41	57	1	1	1	0	0
												<b>4</b>	<b>4</b>	<b>4</b>	<b>2</b>	<b>0</b>				



- >10 F** Games finished with a difference of more than 10 points
- >15 F** Games finished with a difference of more than 15 points
- >20 F** Games finished with a difference of more than 20 points
- >3 <11 F** Games finished with a difference between 4 and 10 points
- <4F** Games finished with a difference of less than 4 points

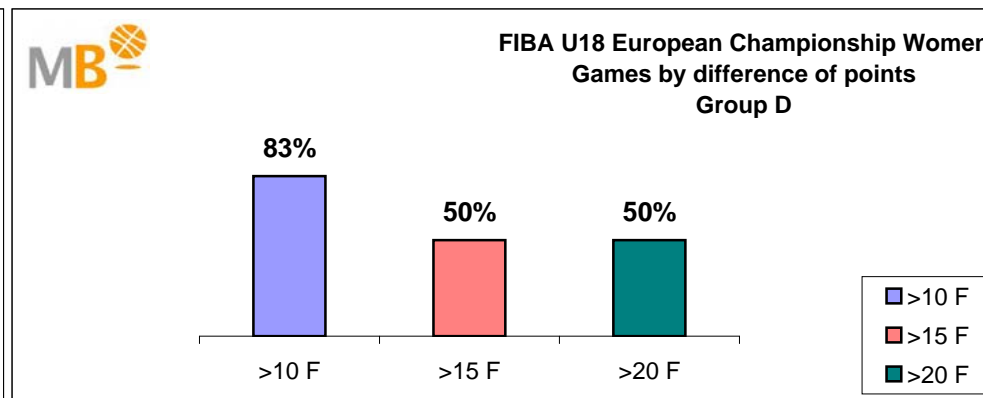
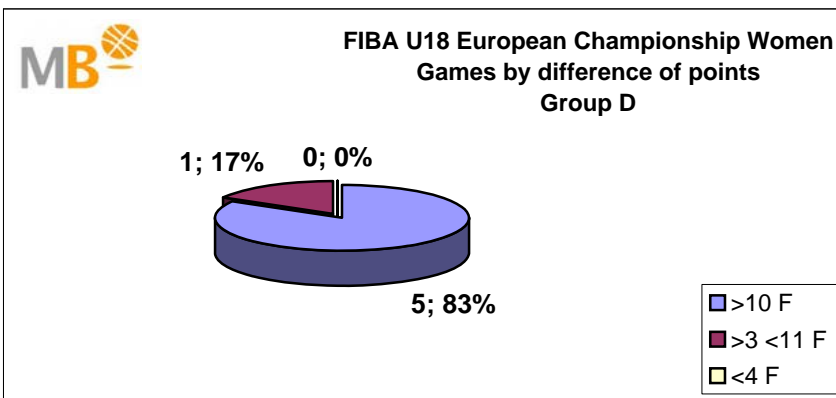


# FIBA U18 European Championship Women Hungary 2016

## GROUP D



Games	Score	1Q	2Q	3Q	4Q	O	O	T	T	E2°Q	E3°Q	>10 2°	>10 3°	>10 F	>3 <11 F	<4 F				
1 Croatia-France	<b>37-88</b>	14	24	5	21	11	20	7	23	37	88	19	45	30	65	1	1	1	0	0
2 Hungary-Slovenia	<b>77-48</b>	21	11	19	16	15	14	22	7	77	48	40	27	55	41	1	1	1	0	0
3 Slovenia-Croatia	<b>58-72</b>	14	21	13	12	8	16	23	23	58	72	27	33	35	49	0	1	1	0	0
4 France-Hungary	<b>76-65</b>	24	23	11	14	18	14	23	14	76	65	35	37	53	51	0	0	1	0	0
5 Croatia-Hungary	<b>66-73</b>	12	11	16	15	22	16	16	31	66	73	28	26	50	42	0	0	0	1	0
6 Slovenia-France	<b>42-84</b>	9	20	9	16	7	25	17	23	42	84	18	36	25	61	1	1	1	0	0
												<b>3</b>	<b>4</b>	<b>5</b>	<b>1</b>	<b>0</b>				



- >10 F** Games finished with a difference of more than 10 points
- >15 F** Games finished with a difference of more than 15 points
- >20 F** Games finished with a difference of more than 20 points
- >3<11 F** Games finished with a difference between 4 and 10 points
- <4F** Games finished with a difference of less than 4 points



# FIBA U18 European Championship Women Hungary 2016



## SCOREBOARD

Group Phase

GROUP A		GAMES				STK	GAME POINTS					
#	Team	P	W	L	%	Last 3	For	Agt	+/-	FA	AA	PTS
1	Latvia	3	3	0	100	1+1+1	197	144	53	65.7	48	6
2	CZE	3	2	1	66.7	1+0+1	176	166	10	58.7	55.3	5
3	SVK	3	1	2	33.3	0+1+0	169	176	-7	56.3	58.7	4
4	Netherlands	3	0	3	0	0+0+0	144	200	-56	48	66.7	3

GROUP B		GAMES				STK	GAME POINTS					
#	Team	P	W	L	%	Last 3	For	Agt	+/-	FA	AA	PTS
1	Russia	3	3	0	100	1+1+1	214	168	46	71.3	56	6
2	Italy	3	2	1	66.7	0+1+1	172	159	13	57.3	53	5
3	Turkey	3	1	2	33.3	1+0+0	208	183	25	69.3	61	4
4	Israel	3	0	3	0	0+0+0	141	225	-84	47	75	3

GROUP C		GAMES				STK	GAME POINTS					
#	Team	P	W	L	%	Last 3	For	Agt	+/-	FA	AA	PTS
1	Spain	3	2	1	66.7	1+1+0	209	173	36	69.7	57.7	5
2	Belgium	3	2	1	66.7	1+0+1	185	178	7	61.7	59.3	5
3	Serbia	3	1	2	33.3	0+1+0	183	209	-26	61	69.7	4
4	Lithuania	3	1	2	33.3	0+0+1	183	200	-17	61	66.7	4

GROUP D		GAMES				STK	GAME POINTS					
#	Team	P	W	L	%	Last 3	For	Agt	+/-	FA	AA	PTS
1	France	3	3	0	100	1+1+1	248	144	104	82.7	48	6
2	Hungary	3	2	1	66.7	1+0+1	215	190	25	71.7	63.3	5
3	Croatia	3	1	2	33.3	0+1+0	175	219	-44	58.3	73	4
4	Slovenia	3	0	3	0	0+0+0	148	233	-85	49.3	77.7	3

# FIBA U18 European Championship Women Hungary 2016



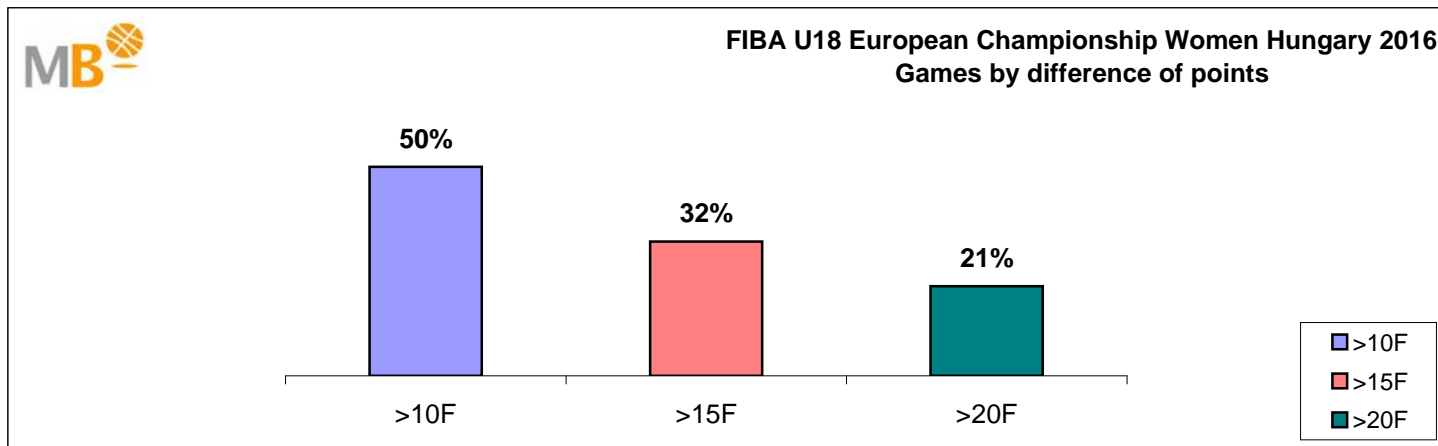
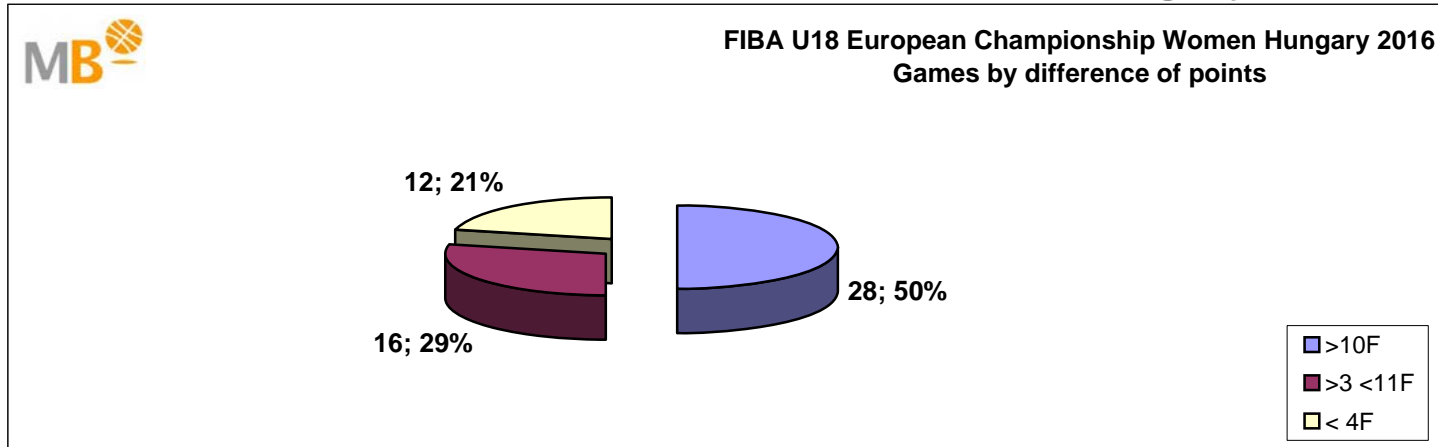
## SCOREBOARD

Group Phase

### COMPARATIVE STANDINGS (by game points & goal average)

#	Team	GAMES				STREAK		GAME POINTS				PTS
		P	W	L	%	Last 3	For	Agt	+/-	FA	AA	
1	France	3	3	0	100	1+1+1	248	144	104	82.7	48	6
2	Latvia	3	3	0	100	1+1+1	197	144	53	65.7	48	6
3	Russia	3	3	0	100	1+1+1	214	168	46	71.3	56	6
4	Spain	3	2	1	66.7	1+1+0	209	173	36	69.7	57.7	5
5	Hungary	3	2	1	66.7	1+0+1	215	190	25	71.7	63.3	5
6	Italy	3	2	1	66.7	0+1+1	172	159	13	57.3	53	5
7	CZE	3	2	1	66.7	1+0+1	176	166	10	58.7	55.3	5
8	Belgium	3	2	1	66.7	1+0+1	185	178	7	61.7	59.3	5
9	Turkey	3	1	2	33.3	1+0+0	208	183	25	69.3	61	4
10	SVK	3	1	2	33.3	0+1+0	169	176	-7	56.3	58.7	4
11	Lithuania	3	1	2	33.3	0+0+1	183	200	-17	61	66.7	4
12	Serbia	3	1	2	33.3	0+1+0	183	209	-26	61	69.7	4
13	Croatia	3	1	2	33.3	0+1+0	175	219	-44	58.3	73	4
14	Netherlands	3	0	3	0	0+0+0	144	200	-56	48	66.7	3
15	Slovenia	3	0	3	0	0+0+0	148	233	-85	49.3	77.7	3
16	Israel	3	0	3	0	0+0+0	141	225	-84	47	75	3

## FIBA U18 European Championship Women Hungary 2016



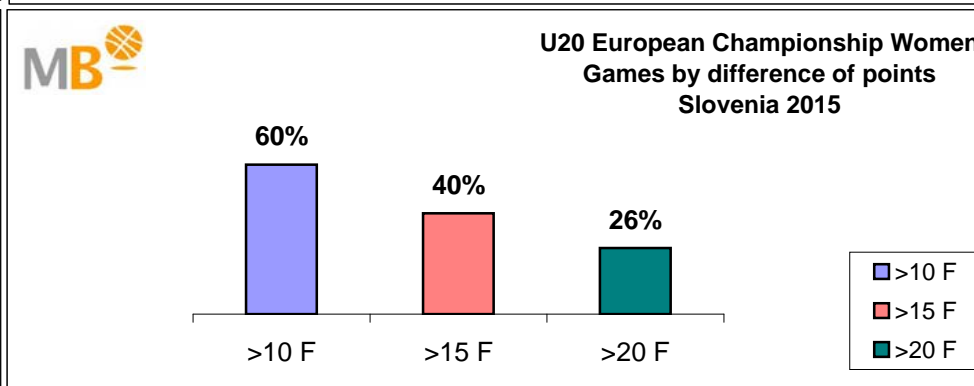
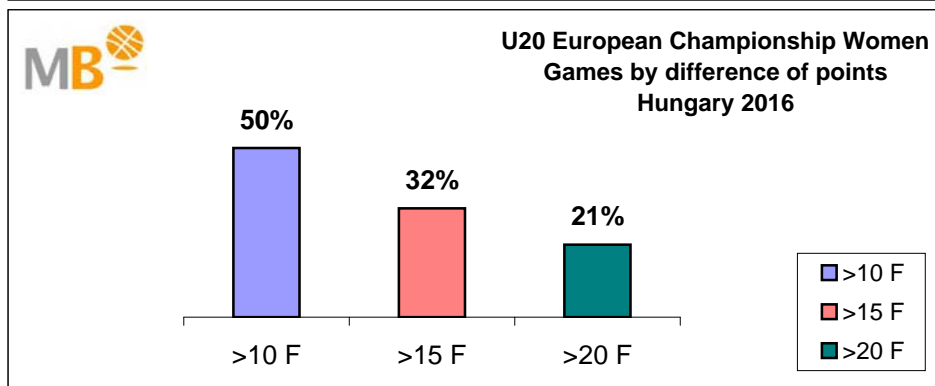
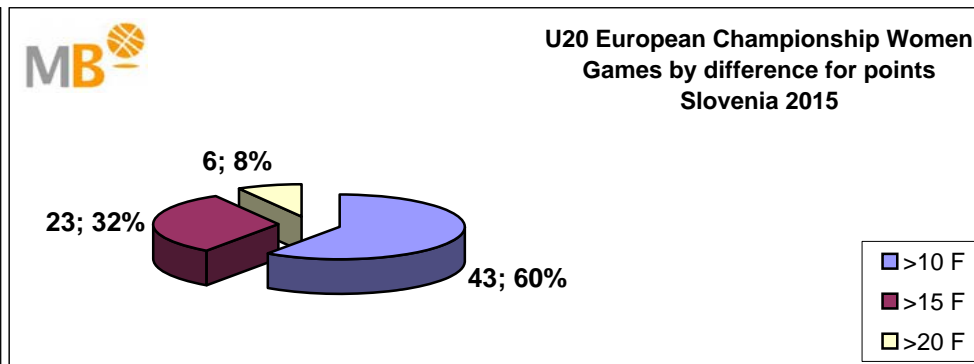
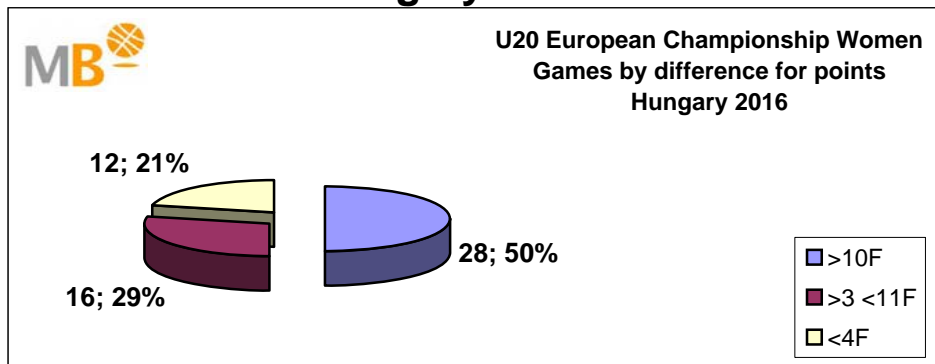
- >10 F** Games finished with a difference of more than 10 points
- >15 F** Games finished with a difference of more than 15 points
- >20 F** Games finished with a difference of more than 20 points
- >3<11 F** Games finished with a difference between 4 and 10 points
- <4 F** Games finished with a difference of less than 4 points

**Games: 56**  
**31-Jul-16**

# U18 European Championship Women

## Hungary 2016

## Slovenia 2015



**Games: 56**

**31-Jul-16**

1<sup>a</sup> **France**  
2<sup>a</sup> **Spain**

**>10 F** Games finished with a difference of more than 10 points  
**>15 F** Games finished with a difference of more than 15 points  
**>20 F** Games finished with a difference of more than 20 points  
**>3<11 F** Games finished with a difference between 4 and 10 points  
**<4 F** Games finished with a difference of less than 4 points

**Games: 72**

**9-Aug-15**

1<sup>a</sup> **Spain**  
2<sup>a</sup> **France**

## FINAL, THIRD - PLACE & CLASSIFICATION 5-8 GAMES

DAY 9

## SEMI - FINALS

DAY 8

## QUARTER - FINALS

DAY 7

## ROUND OF 16

DAY 5

All teams will qualify to the Final Phase, beginning with the Round of 16 on day 5 ranked according to the official classification rules.

## GROUP PHASE

DAY 1 - DAY 4

Each team will play three games within their groups on days 1, 2 and 4. **Day 3 will be a rest day.**

## CLASSIFICATION 9-16

DAY 7

DAY 8

DAY 9

56	WINNER 47 vs WINNER 48	1st - 2nd place
55	LOSER 47 vs LOSER 48	3rd - 4th place
54	WINNER 45 vs WINNER 46	5th - 6th place
53	LOSER 45 vs LOSER 46	7th - 8th place

48	WINNER 38 vs WINNER 40	1st - 4th place
47	WINNER 37 vs WINNER 39	
46	LOSER 38 vs LOSER 40	5th - 8th place
45	LOSER 37 vs LOSER 39	

40	WINNER 28 vs WINNER 31
39	WINNER 27 vs WINNER 32
38	WINNER 26 vs WINNER 29
37	WINNER 25 vs WINNER 30

DAY 6 REST DAY

25	A1 vs B4	26	A2 vs B3	27	B2 vs A3	28	B1 vs A4
29	C1 vs D4	30	C2 vs D3	31	D2 vs C3	32	D1 vs C4

GROUP A	GROUP B	GROUP C	GROUP D
A1	B1	C1	D1
A2	B2	C2	D2
A3	B3	C3	D3
A4	B4	C4	D4

DAY 6 REST DAY

33	LOSER 25 vs LOSER 30
34	LOSER 26 vs LOSER 29
35	LOSER 27 vs LOSER 32
36	LOSER 28 vs LOSER 31

41	LOSER 33 vs LOSER 35	13th - 16th place
42	LOSER 34 vs LOSER 36	
43	WINNER 33 vs WINNER 35	9th - 12th place
44	WINNER 34 vs WINNER 36	

49	LOSER 41 vs LOSER 42	15th - 16th place
50	WINNER 41 vs WINNER 42	13th - 14th place
51	LOSER 43 vs LOSER 44	11th - 12th place
52	WINNER 43 vs WINNER 44	9th - 10th place

The winners of each Round of 16 will qualify to the Quarter-finals on day 7.

The losers of each Round of 16 will play for 9th - 16th place in the Classification Games.