

FIBA U20 World Championship Women Portugal 2016

[España consigue una clara victoria ante Polonia \(56-36\)](#)

[España no puede con Portugal \(60-64\)](#)

[España se recupera a lo grande ante Bosnia \(93-49\)](#)

[España consigue el billete a cuartos \(79-53\)](#)

[España tumba a Bélgica y buscará medalla \(58-50\)](#)

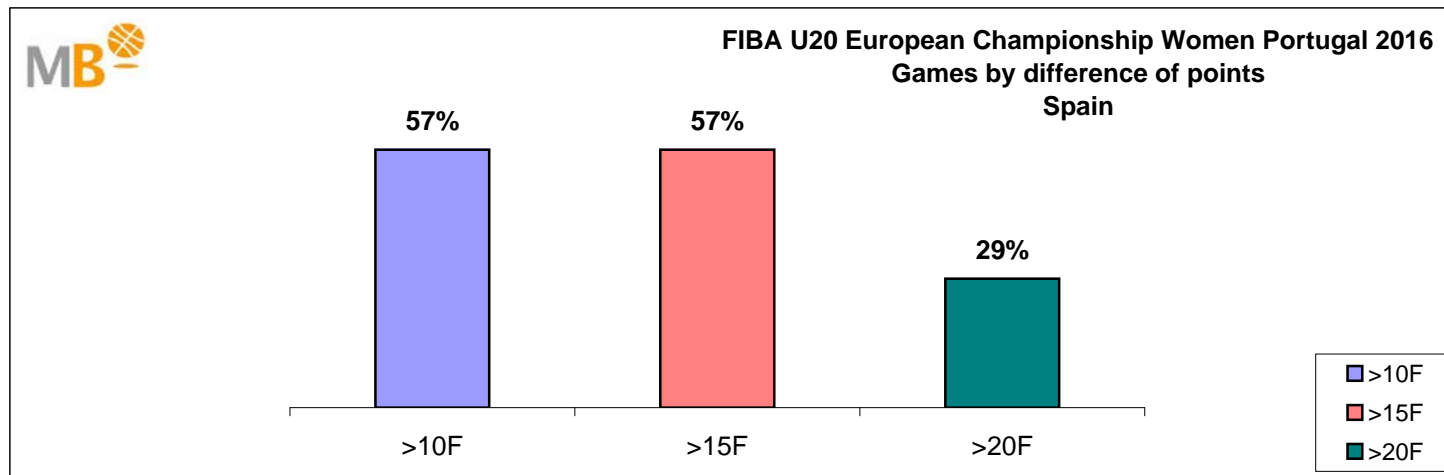
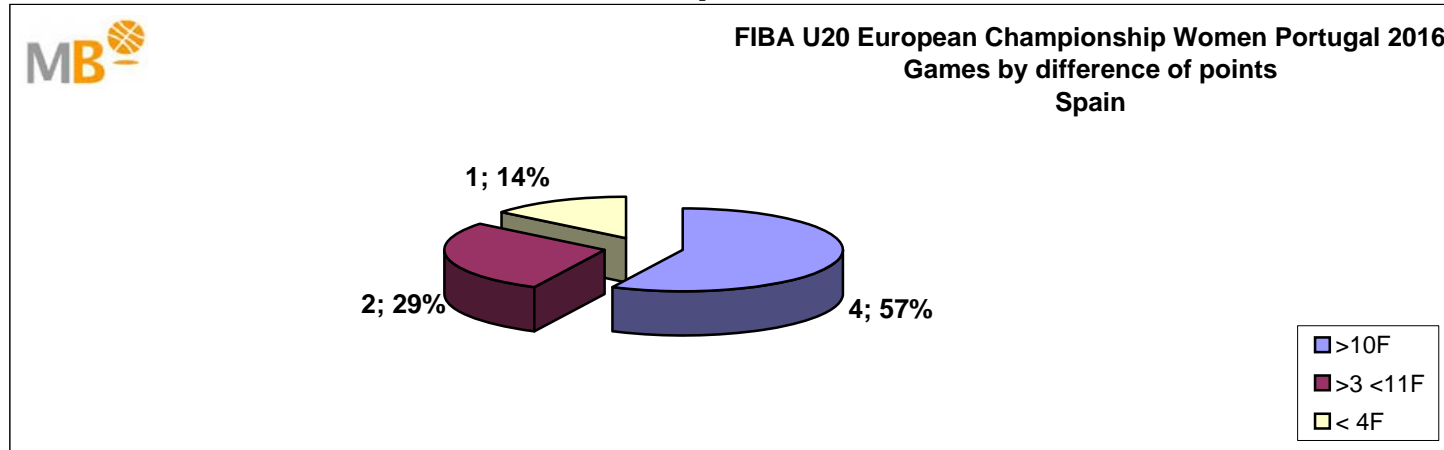
[¡España luchará por el Oro! \(77-61\)](#)

[El Oro de las Diosas \(71-69\)](#)

Spain

	40'		40'		40'			
Points/Minutes								
M. Conde	0,42	17	H. Orts	0,35	14	I. Conde	0,43	17
L. Quevedo	0,42	17	M. Cazorla	0,33	13	L. Togores	0,23	9
L. Flores	0,43	17	I. Lopez	0,20	8	U. Diallo	0,22	9
N. Lo Sylla	0,41	16	A. Lopez	0,19	7	H. Oma	0,19	8
Rebounds/Minutes								
M. Conde	0,21	8	H. Orts	0,16	7	I. Conde	0,37	15
L. Quevedo	0,26	11	M. Cazorla	0,05	2	L. Togores	0,11	5
L. Flores	0,12	5	I. Lopez	0,30	12	U. Diallo	0,07	3
N. Lo Sylla	0,16	6	A. Lopez	0,07	3	H. Oma	0,25	10
Assists/Minutes								
M. Conde	0,09	3	H. Orts	0,04	1	I. Conde	0,00	0
L. Quevedo	0,10	4	M. Cazorla	0,15	6	L. Togores	0,09	4
L. Flores	0,08	3	I. Lopez	0,02	1	U. Diallo	0,02	1
N. Lo Sylla	0,02	1	A. Lopez	0,11	5	H. Oma	0,03	1
Ef/Minutes								
M. Conde	0,33	13	H. Orts	0,34	13	I. Conde	0,67	27
L. Quevedo	0,56	22	M. Cazorla	0,45	18	L. Togores	0,68	27
L. Flores	0,22	9	I. Lopez	0,32	13	U. Diallo	0,24	10
N. Lo Sylla	0,51	20	A. Lopez	0,50	20	H. Oma	-0,06	-3

FIBA U20 European Championship Women Portugal 2016 Spain



>10 F	Games finished with a difference of more than 10 points
>15 F	Games finished with a difference of more than 15 points
>20 F	Games finished with a difference of more than 20 points
>3<11 F	Games finished with a difference between 4 and 10 points
<4 F	Games finished with a difference of less than 4 points

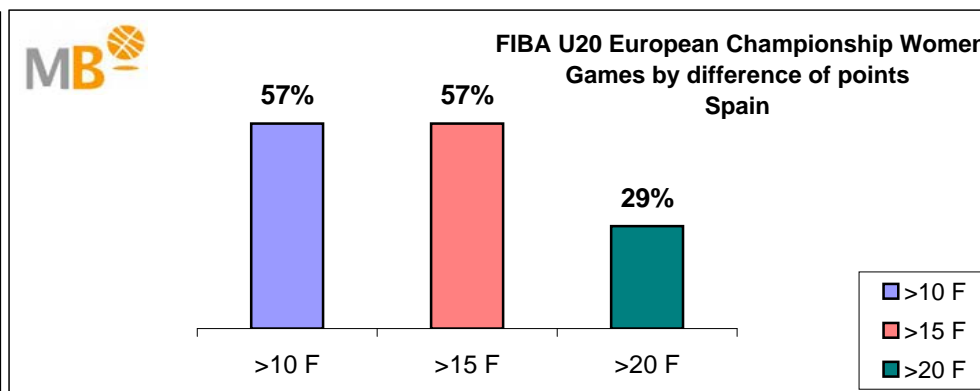
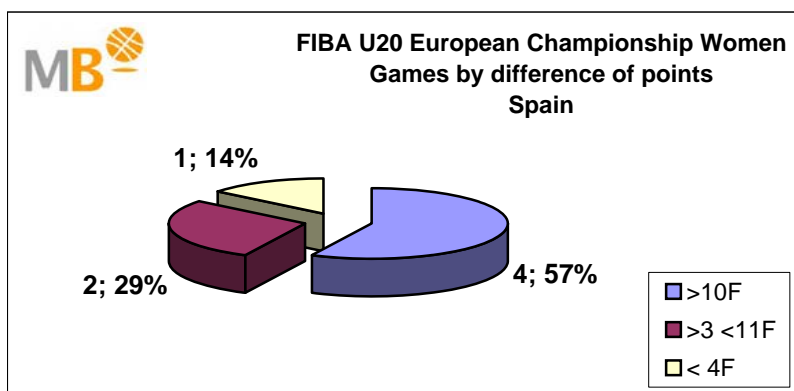
Games: 7
17-Jul-16
W: 6
L: 1

FIBA U20 European Championship Women Portugal 2016

Spain



Games	Score	1Q	2Q	3Q	4Q	O	O	T	T	E2 ^o Q	E3 ^o Q	>10 2 ^o	>10 3 ^o	>10 F	>3 <11 F	<4 F				
1 Spain-Poland	<u>56-36</u>	14	8	12	10	14	8	16	10	56	36	26	18	40	26	0	1	1	0	0
2 Portugal-Spain	<u>64-60</u>	13	10	2	19	21	12	28	19	64	60	15	29	36	41	1	0	0	1	0
3 Spain-Bosnia and Herzego	<u>93-49</u>	23	15	21	14	27	11	22	9	93	49	44	29	71	40	1	1	1	0	0
4 Spain-Sweden	<u>79-53</u>	20	11	18	19	11	10	30	13	79	53	38	30	49	40	0	0	1	0	0
5 Spain-Belgium	<u>58-50</u>	13	11	17	15	20	10	8	14	58	50	30	26	50	36	0	1	0	1	0
6 Spain-Russia	<u>77-61</u>	13	18	19	13	19	13	26	17	77	61	32	31	51	44	0	0	1	0	0
7 Spain-Italy	<u>71-69</u>	26	14	18	12	15	21	12	22	71	69	44	26	59	47	1	1	0	0	1
												3	4	4	2	1				



Champions
Spain

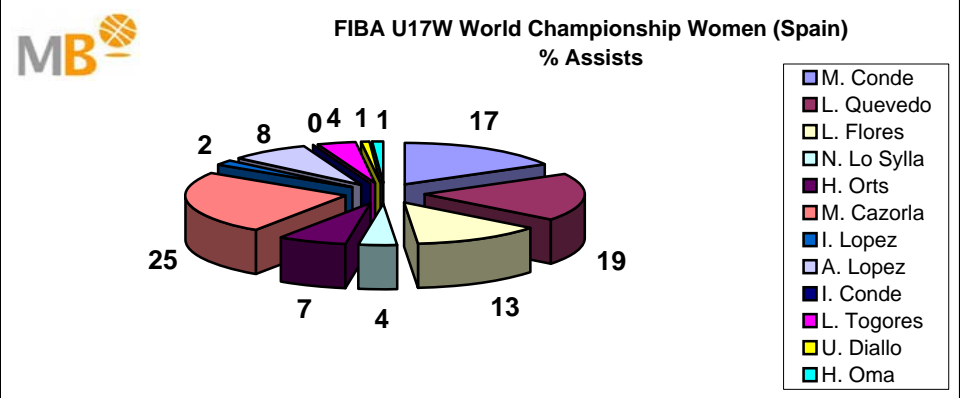
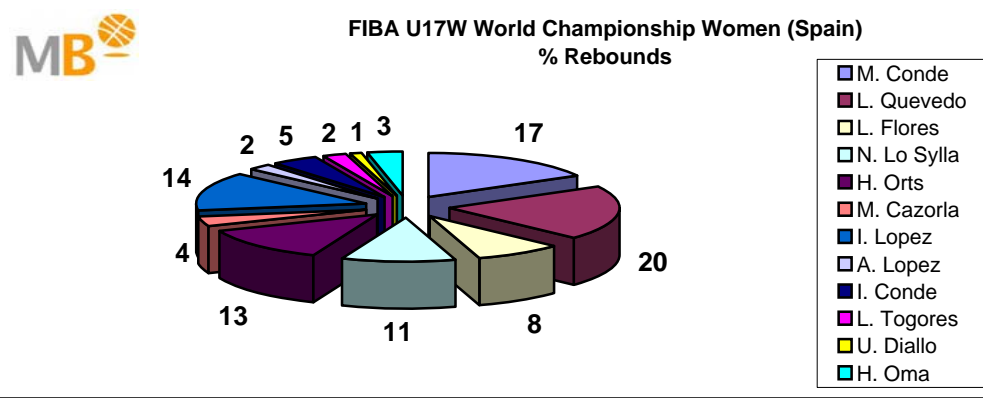
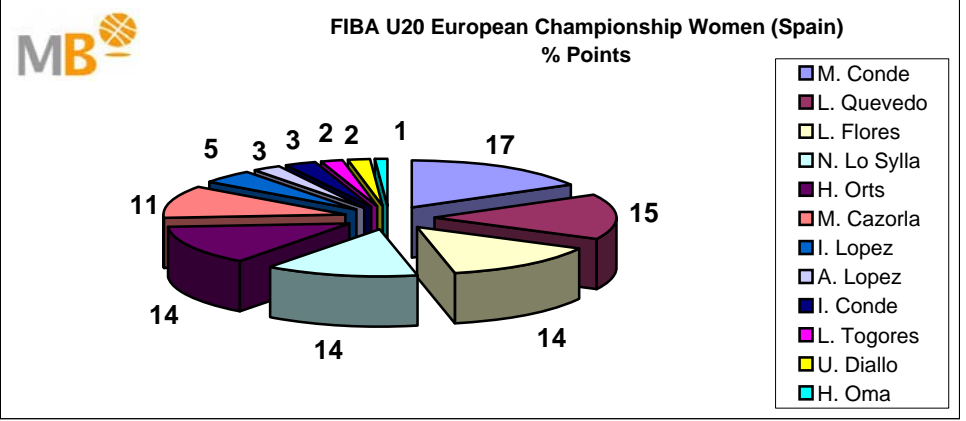
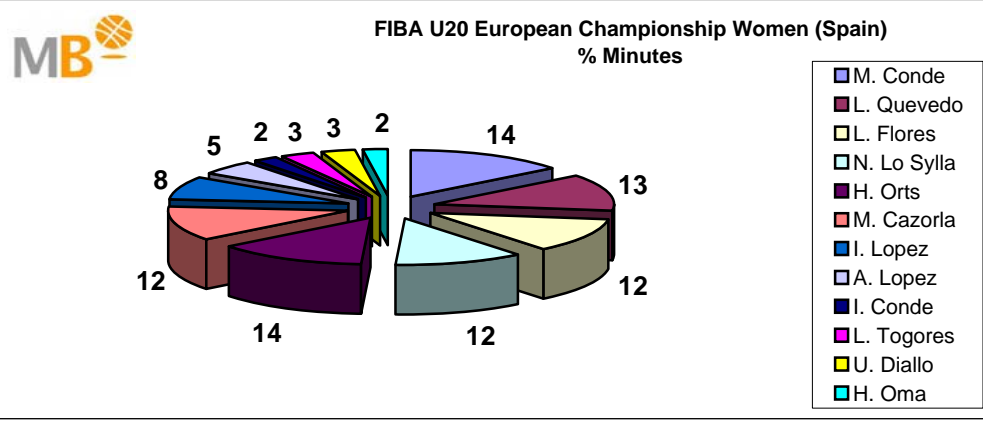
- >10 F Games finished with a difference of more than 10 points
- >15 F Games finished with a difference of more than 15 points
- >20 F Games finished with a difference of more than 20 points
- >3 <11 F Games finished with a difference between 4 and 10 points
- <4F Games finished with a difference of less than 4 points



FIBA U20 European Championship Women Portugal 2016

Spain

#	Players	G	Min	Shots				Rebounds				St	BS	+/-	Pf	Pts			
				FG	2pts	3pts	FT	O	D	Tot	As						PF	To	
7	<u>M. Conde</u>	7	200	27/9428.7%	17/6924.6%	10/2540%	20/2290.9%	14	27	41	17	9	15	15	4	65	77	84	
9	<u>L. Quevedo</u>	7	182	17/5630.4%	8/2927.6%	9/2733.3%	33/3789.2%	17	31	48	19	12	7	4	1	102	98	76	
10	<u>L. Flores</u>	7	164	24/5543.6%	15/3839.5%	9/1752.9%	13/1968.4%	5	15	20	13	12	10	12	0	36	68	70	
15	<u>N. Lo Sylla</u>	7	165	25/5545.5%	24/5345.3%	1/250%	17/2277.3%	11	15	26	4	17	5	4	4	84	66	68	
8	<u>H. Orts</u>	7	190	31/5853.4%	31/5853.4%	0/0-%	5/771.4%	9	22	31	7	17	7	8	1	64	78	67	
5	<u>M. Cazorla</u>	7	165	19/5435.2%	12/2941.4%	7/2528%	10/10100%	0	9	9	25	13	13	11	2	74	54	55	
14	<u>I. Lopez</u>	7	115	11/2740.7%	11/2642.3%	0/10%	1/250%	10	24	34	2	16	6	4	3	37	43	23	
4	<u>A. Lopez</u>	6	70	5/2025%	3/837.5%	2/1216.7%	1/250%	2	3	5	8	6	3	6	1	35	14	13	
12	<u>I. Conde</u>	3	30	5/955.6%	5/955.6%	0/0-%	3/475%	4	7	11	0	2	2	1	1	20	19	13	
11	<u>L. Togores</u>	6	44	2/728.6%	1/520%	1/250%	5/683.3%	0	5	5	4	5	1	0	0	30	12	10	
13	<u>U. Diallo</u>	5	41	3/742.9%	3/742.9%	0/0-%	3/650%	1	2	3	1	6	6	2	1	10	3	9	
6	<u>H. Oma</u>	4	32	3/560%	3/560%	0/0-%	0/0-%	1	7	8	1	2	1	1	1	-2	14	6	
Team/Coaches								17	21	38	0	0	8	0	0	0	0.0		
TOTALS			1400	172/44738.5%	133/33639.6%	39/11135.1%	111/13781%	91	188	279	101	117	84	68	19	555	546	494	



FIBA U20 European Championship Women Portugal 2016



SPAIN

Accumulated Statistics

#	Players	G	Min	Shots				Rebounds				PF	To	St	BS	+/-	Pf	Pts				
				FG	2pts	3pts	FT	O	D	Tot	As											
7	<u>M. Conde</u>	7	200	27/94	28.7%	17/69	24.6%	10/25	40%	20/22	90.9%	14	27	41	17	9	15	15	4	65	77	84
9	<u>L. Quevedo</u>	7	182	17/56	30.4%	8/29	27.6%	9/27	33.3%	33/37	89.2%	17	31	48	19	12	7	4	1	102	98	76
10	<u>L. Flores</u>	7	164	24/55	43.6%	15/38	39.5%	9/17	52.9%	13/19	68.4%	5	15	20	13	12	10	12	0	36	68	70
15	<u>N. Lo Sylla</u>	7	165	25/55	45.5%	24/53	45.3%	1/25	0%	17/22	77.3%	11	15	26	4	17	5	4	4	84	66	68
8	<u>H. Orts</u>	7	190	31/58	53.4%	31/58	53.4%	0/0	0%	5/7	71.4%	9	22	31	7	17	7	8	1	64	78	67
5	<u>M. Cazorla</u>	7	165	19/54	35.2%	12/29	41.4%	7/25	28%	10/10	100%	0	9	9	25	13	13	11	2	74	54	55
14	<u>I. Lopez</u>	7	115	11/27	40.7%	11/26	42.3%	0/10	0%	1/25	0%	10	24	34	2	16	6	4	3	37	43	23
4	<u>A. Lopez</u>	6	70	5/20	25%	3/8	37.5%	2/12	16.7%	1/25	0%	2	3	5	8	6	3	6	1	35	14	13
12	<u>I. Conde</u>	3	30	5/9	55.6%	5/9	55.6%	0/0	0%	3/4	75%	4	7	11	0	2	2	1	1	20	19	13
11	<u>L. Togores</u>	6	44	2/7	28.6%	1/5	20%	1/25	0%	5/6	83.3%	0	5	5	4	5	1	0	0	30	12	10
13	<u>U. Diallo</u>	5	41	3/7	42.9%	3/7	42.9%	0/0	0%	3/6	50%	1	2	3	1	6	6	2	1	10	3	9
6	<u>H. Oma</u>	4	32	3/5	60%	3/5	60%	0/0	0%	0/0	0%	1	7	8	1	2	1	1	1	-2	14	6
Team/Coaches												17	21	38	0	0	8	0	0	0	0.0	
TOTALS			1400	172/447	38.5%	133/336	39.6%	39/111	35.1%	111/137	81%	91	188	279	101	117	84	68	19	555	546	494

Average Statistics

#	Players	G	Min	Shots				Rebounds				PF	To	St	BS	+/-	Pf	Pts				
				FG	2pts	3pts	FT	O	D	Tot	As											
7	<u>M. Conde</u>	7	28.6	3.9/13.4	28.7%	2.4/9.9	24.6%	1.4/3.6	40%	2.9/3.1	90.9%	2.0	3.9	5.9	2.4	1.3	2.1	2.1	0.6	9.3	11.0	12
9	<u>L. Quevedo</u>	7	26.0	2.4/8.0	30.4%	1.1/4.1	27.6%	1.3/3.9	33.3%	4.7/5.3	89.2%	2.4	4.4	6.9	2.7	1.7	1.0	0.6	0.1	14.6	14.0	10,9
10	<u>L. Flores</u>	7	23.4	3.4/7.9	43.6%	2.1/5.4	39.5%	1.3/2.4	52.9%	1.9/2.7	68.4%	0.7	2.1	2.9	1.9	1.7	1.4	1.7	0.0	5.1	9.7	10
15	<u>N. Lo Sylla</u>	7	23.6	3.6/7.9	45.5%	3.4/7.6	45.3%	0.1/0.3	35.0%	2.4/3.1	77.3%	1.6	2.1	3.7	0.6	2.4	0.7	0.6	0.6	12.0	9.4	9,7
8	<u>H. Orts</u>	7	27.2	4.4/8.3	53.4%	4.4/8.3	53.4%	0.0/0.0	0%	0.7/1.0	71.4%	1.3	3.1	4.4	1.0	2.4	1.0	1.1	0.1	9.1	11.1	9,6
5	<u>M. Cazorla</u>	7	23.6	2.7/7.7	35.2%	1.7/4.1	41.4%	1.0/3.6	28%	1.4/1.4	100%	0.0	1.3	1.3	3.6	1.9	1.9	1.6	0.3	10.6	7.7	7,9
12	<u>I. Conde</u>	3	10.1	1.7/3.0	55.6%	1.7/3.0	55.6%	0.0/0.0	0%	1.0/1.3	75%	1.3	2.3	3.7	0.0	0.7	0.7	0.3	0.3	6.7	6.3	4,3
14	<u>I. Lopez</u>	7	16.4	1.6/3.9	40.7%	1.6/3.7	42.3%	0.0/0.1	0%	0.1/0.3	35.0%	1.4	3.4	4.9	0.3	2.3	0.9	0.6	0.4	5.3	6.1	3,3
4	<u>A. Lopez</u>	6	11.6	0.8/3.3	25%	0.5/1.3	37.5%	0.3/2.0	16.7%	0.2/0.3	35.0%	0.3	0.5	0.8	1.3	1.0	0.5	1.0	0.2	5.8	2.3	2,2
13	<u>U. Diallo</u>	5	8.2	0.6/1.4	42.9%	0.6/1.4	42.9%	0.0/0.0	0%	0.6/1.2	50%	0.2	0.4	0.6	0.2	1.2	1.2	0.4	0.2	2.0	0.6	1,8
11	<u>L. Togores</u>	6	7.4	0.3/1.2	28.6%	0.2/0.8	20%	0.2/0.3	35.0%	0.8/1.0	83.3%	0.0	0.8	0.8	0.7	0.8	0.2	0.0	0.0	5.0	2.0	1,7
6	<u>H. Oma</u>	4	8.1	0.8/1.2	60%	0.8/1.2	60%	0.0/0.0	0%	0.0/0.0	0%	0.2	1.8	2.0	0.2	0.5	0.2	0.2	0.2	-0.5	3.5	1,5
Team/Coaches												2.4	3.0	5.4	0.0	0.0	1.1	0.0	0.0	0.0	0.0	
TOTALS			200	24.6/63.9	38.5%	19.0/48.0	39.6%	5.6/15.9	35.1%	15.9/19.6	81%	13.0	26.9	39.9	14.4	16.7	12.0	9.7	2.7	79.3	78.0	70.6

FIBA U20 European Championship Women Portugal 2016



Spain-Italy (71-69)

Final

Q1	Q2	Q3	Q4
26	18	15	12
14	12	21	22

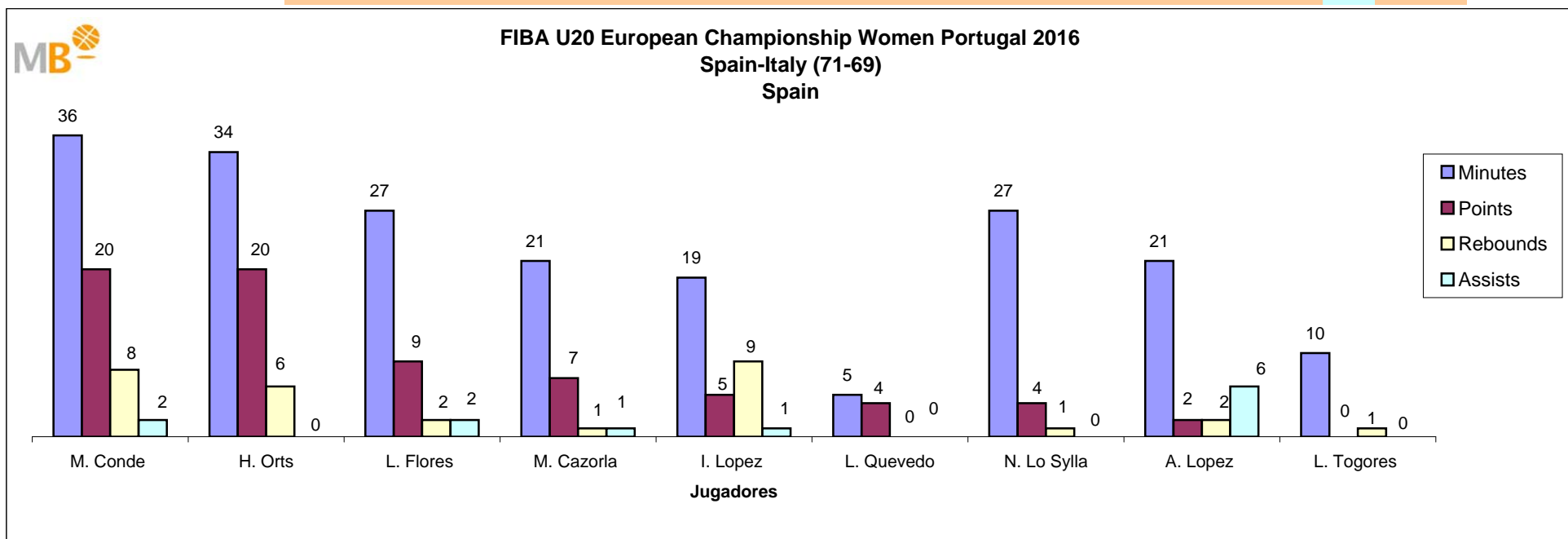
Spain

#	Players	Min	Shots				Rebounds				PF	To	St	BS	+/-	Ef	Pts
			FG	2pts	3pts	FT	O	D	Tot	As							
7	<u>M. Conde Alcolado</u>	36	7/17 41.2%	5/13 38.5%	2/4 50%	4/4 100%	1	7	8	2	2	2	1	0	2	19	20
8	<u>H. Orts</u>	34	8/11 72.7%	8/11 72.7%	0/0 0%	4/4 100%	1	5	6	0	2	1	2	0	5	24	20
10	<u>L. Flores Costa</u>	27	2/8 25%	2/8 25%	0/0 0%	5/6 83.3%	1	1	2	2	3	3	3	0	-14	6	9
5	<u>M. Cazorla Medina</u>	21	3/6 50%	2/2 100%	1/4 25%	0/0 0%	0	1	1	1	5	3	1	0	14	4	7
14	<u>I. Lopez Tobi</u>	19	2/6 33.3%	2/5 40%	0/1 0%	1/2 50%	3	6	9	1	1	1	0	0	9	9	5
9	<u>L. Quevedo</u>	5	1/2 50%	0/1 0%	1/1 100%	1/2 50%	0	0	0	0	0	0	0	0	-1	2	4
15	<u>N. Lo Sylla</u>	27	2/6 33.3%	2/6 33.3%	0/0 0%	0/0 0%	0	1	1	0	2	2	1	1	-10	1	4
4	<u>A. Lopez Rodriguez</u>	21	1/4 25%	1/2 50%	0/2 0%	0/0 0%	1	1	2	6	2	1	0	0	6	6	2
11	<u>L. Togores</u>	10	0/0 0%	0/0 0%	0/0 0%	0/0 0%	0	1	1	0	2	0	0	0	-1	1	0
6	<u>H. Oma Giralt</u>	DNP															
12	<u>I. Conde Duran</u>	DNP															
13	<u>U. Diallo Dieng</u>	DNP															

Team/Coaches

0 1 1 0 0

TOTALS	200	26/60 43.3%	22/48 45.8%	4/12 33.3%	15/18 83.3%	7	24	31	12	19	13	8	1	2	72	71
---------------	------------	--------------------	--------------------	-------------------	--------------------	----------	-----------	-----------	-----------	-----------	-----------	----------	----------	----------	-----------	-----------



FIBA U20 European Championship Women Portugal 2016



Spain-Russia (77-61)
Semi-Finals

Q1	Q2	Q3	Q4
13	19	19	26
18	13	13	17

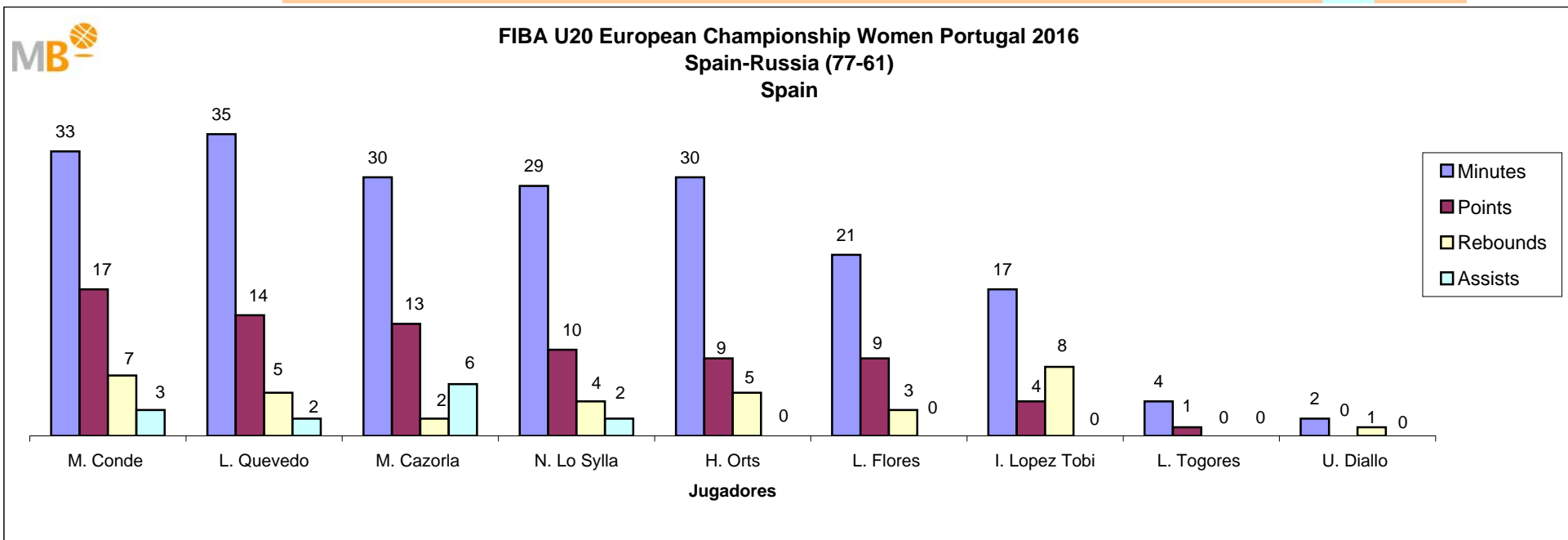
Spain

#	Players	Min	Shots				Rebounds				PF	To	St	BS	+/-	Ef	Pts
			FG	2pts	3pts	FT	O	D	Tot	As							
7	<u>M. Conde Alcolado</u>	33	4/14 28.6%	2/10 20%	2/4 50%	7/8 87.5%	1	6	7	3	3	1	2	0	11	17	17
9	<u>L. Quevedo</u>	35	3/11 27.3%	2/7 28.6%	1/4 25%	7/8 87.5%	4	1	5	2	1	0	0	0	19	12	14
5	<u>M. Cazorla Medina</u>	30	4/10 40%	3/7 42.9%	1/3 33.3%	4/4 100%	0	2	2	6	1	1	1	2	12	17	13
15	<u>N. Lo Sylla</u>	29	4/8 50%	3/6 50%	1/2 50%	1/3 33.3%	2	2	4	2	4	0	1	1	23	12	10
8	<u>H. Orts</u>	30	4/7 57.1%	4/7 57.1%	0/0 0%	1/2 50%	1	4	5	0	4	0	2	0	5	12	9
10	<u>L. Flores Costa</u>	21	3/9 33.3%	2/7 28.6%	1/2 50%	2/4 50%	1	2	3	0	0	1	3	0	11	6	9
14	<u>I. Lopez Tobi</u>	17	2/4 50%	2/4 50%	0/0 0%	0/0 0%	2	6	8	0	3	0	0	0	5	10	4
11	<u>L. Togores</u>	4	0/1 0%	0/1 0%	0/0 0%	1/2 50%	0	0	0	0	0	0	0	0	-3	-1	1
13	<u>U. Diallo Dieng</u>	2	0/0 0%	0/0 0%	0/0 0%	0/2 0%	0	1	1	0	1	0	0	0	-3	-1	0
4	<u>A. Lopez Rodriguez</u>	DNP															
6	<u>H. Oma Giralt</u>	DNP															
12	<u>I. Conde Duran</u>	DNP															

Team/Coaches

2 4 6 0 0

TOTALS	200	24/64 37.5%	18/49 36.7%	6/15 40%	23/33 69.7%	13	28	41	13	17	3	9	3	16	84	77
---------------	------------	--------------------	--------------------	-----------------	--------------------	-----------	-----------	-----------	-----------	-----------	----------	----------	----------	-----------	-----------	-----------



FIBA U20 European Championship Women Portugal 2016



Spain-Belgium (58-50)
Quarter Finals

Q1	Q2	Q3	Q4
13	17	20	8
11	15	10	14

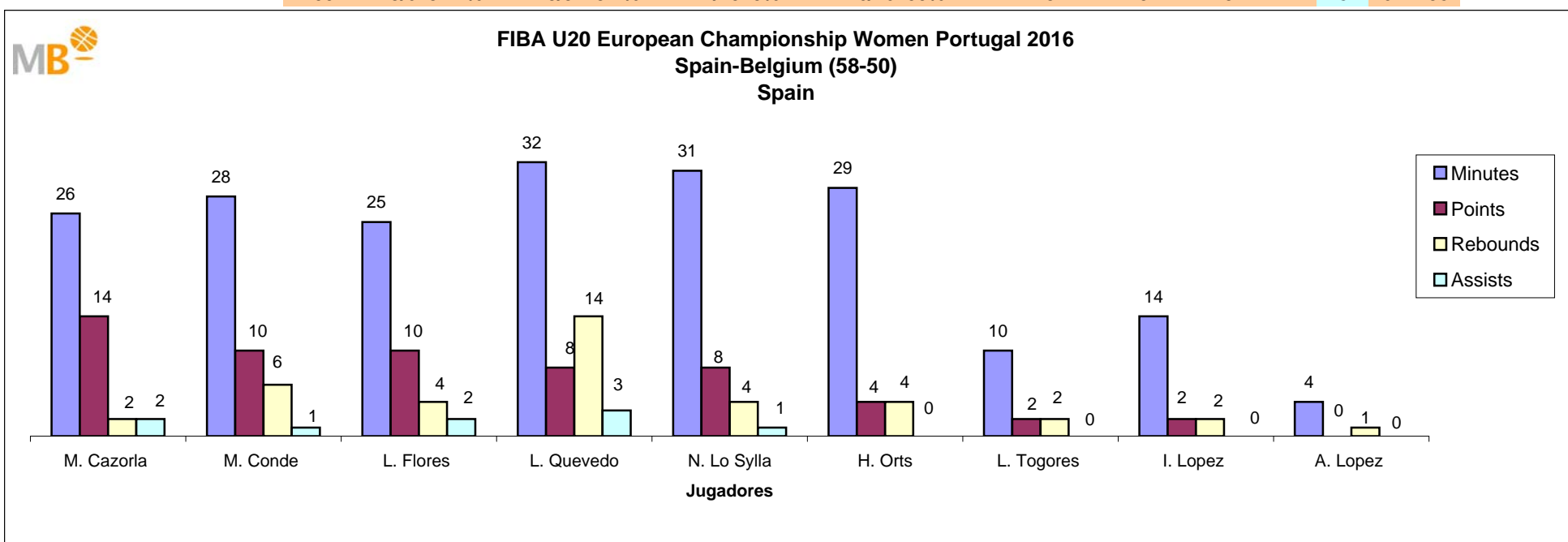
Spain

#	Players	Min	Shots				Rebounds				PF	To	St	BS	+/-	Ef	Pts
			FG	2pts	3pts	FT	O	D	Tot	As							
5	<u>M. Cazorla Medina</u>	26	6/7 85.7%	4/5 80%	2/2 100%	0/0 -%	0	2	2	2	2	0	0	0	-1	17	14
7	<u>M. Conde Alcolado</u>	28	3/16 18.8%	1/12 8.3%	2/4 50%	2/2 100%	3	3	6	1	0	2	3	1	0	6	10
10	<u>L. Flores Costa</u>	25	4/11 36.4%	4/11 36.4%	0/0 -%	2/2 100%	1	3	4	2	2	2	1	0	2	8	10
9	<u>L. Quevedo</u>	32	0/6 0%	0/3 0%	0/3 0%	8/8 100%	3	11	14	3	0	3	1	0	8	17	8
15	<u>N. Lo Sylla</u>	31	3/9 33.3%	3/9 33.3%	0/0 -%	2/2 100%	0	4	4	1	0	0	0	0	7	7	8
8	<u>H. Orts</u>	29	2/8 25%	2/8 25%	0/0 -%	0/0 -%	1	3	4	0	4	1	0	0	4	1	4
11	<u>L. Togores</u>	10	0/1 0%	0/1 0%	0/0 -%	2/2 100%	0	2	2	0	1	1	0	0	11	2	2
14	<u>I. Lopez Tobi</u>	14	1/1 100%	1/1 100%	0/0 -%	0/0 -%	1	1	2	0	2	0	2	1	-2	7	2
4	<u>A. Lopez Rodriguez</u>	4	0/2 0%	0/1 0%	0/1 0%	0/0 -%	0	1	1	0	0	0	0	0	6	-1	0
6	<u>H. Oma Giralt</u>	DNP															
12	<u>I. Conde Duran</u>	DNP															
13	<u>U. Diallo Dieng</u>	DNP															

Team/Coaches

3 2 5 0 4

TOTALS	200	19/61 31.1%	15/51 29.4%	4/10 40%	16/16 100%	12	32	44	9	11	13	7	2	8	64	58
---------------	------------	--------------------	--------------------	-----------------	-------------------	-----------	-----------	-----------	----------	-----------	-----------	----------	----------	----------	-----------	-----------



FIBA U20 European Championship Women Portugal 2016



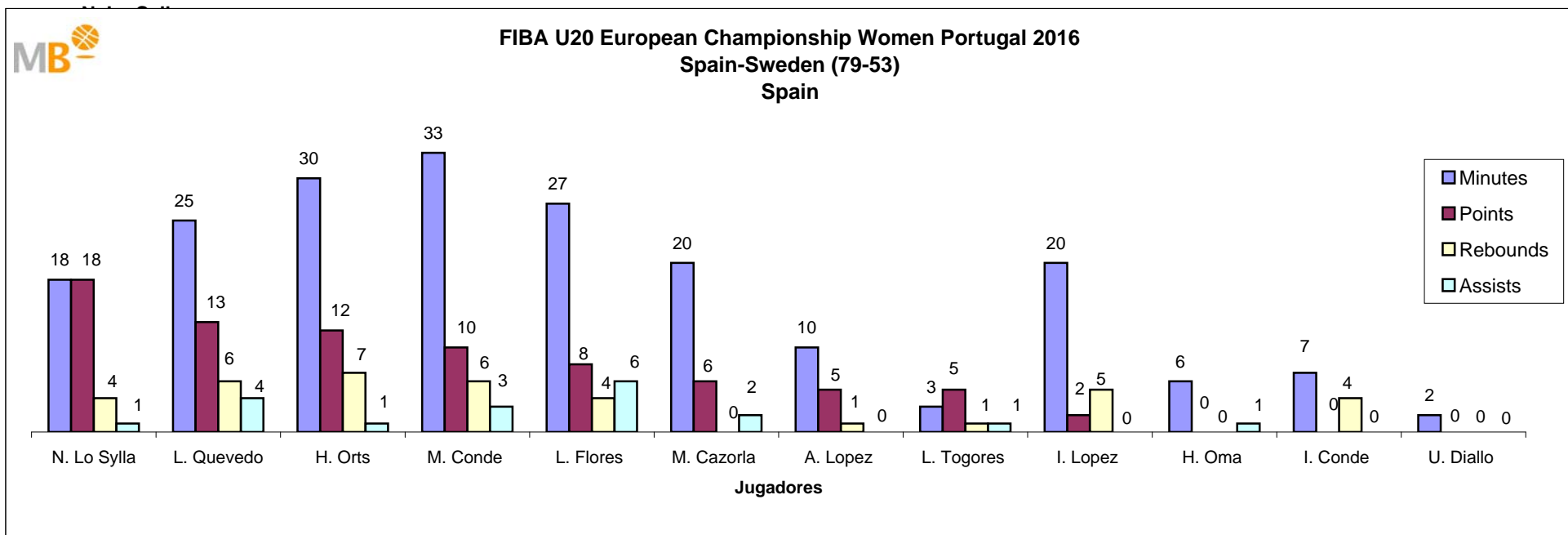
Spain-Sweden (79-53)

Ronda de 16

Q1	Q2	Q3	Q4
20	18	11	30
11	19	10	13

Spain

#	Players	Min	Shots				Rebounds				PF	To	St	BS	+/-	Ef	Pts
			FG	2pts	3pts	FT	O	D	Tot	As							
15	<u>N. Lo Sylla</u>	18	6/7 85.7%	6/7 85.7%	0/0 0%	6/7 85.7%	3	1	4	1	3	1	0	2	20	22	18
9	<u>L. Quevedo</u>	25	5/12 41.7%	3/6 50%	2/6 33.3%	1/2 50%	1	5	6	4	3	1	0	0	24	14	13
8	<u>H. Orts</u>	30	6/9 66.7%	6/9 66.7%	0/0 0%	0/0 0%	4	3	7	1	1	1	0	1	29	17	12
7	<u>M. Conde Alcolado</u>	33	3/12 25%	2/10 20%	1/2 50%	3/3 100%	2	4	6	3	1	2	2	0	11	10	10
10	<u>L. Flores Costa</u>	27	3/6 50%	1/2 50%	2/4 50%	0/2 0%	0	4	4	6	0	1	1	0	17	13	8
5	<u>M. Cazorla Medina</u>	20	2/9 22.2%	0/4 0%	2/5 40%	0/0 0%	0	0	0	2	0	4	2	0	16	-1	6
4	<u>A. Lopez Rodriguez</u>	10	2/4 50%	1/2 50%	1/2 50%	0/0 0%	0	1	1	0	2	1	2	0	2	5	5
11	<u>L. Togores</u>	3	1/1 100%	0/0 0%	1/1 100%	2/2 100%	0	1	1	1	0	0	0	0	7	7	5
14	<u>I. Lopez Tobi</u>	20	1/4 25%	1/4 25%	0/0 0%	0/0 0%	2	3	5	0	3	1	0	1	8	4	2
6	<u>H. Oma Giralt</u>	6	0/0 0%	0/0 0%	0/0 0%	0/0 0%	0	0	0	1	1	0	0	0	-2	1	0
12	<u>I. Conde Duran</u>	7	0/1 0%	0/1 0%	0/0 0%	0/0 0%	2	2	4	0	0	0	0	0	0	3	0
13	<u>U. Diallo Dieng</u>	2	0/0 0%	0/0 0%	0/0 0%	0/0 0%	0	0	0	0	1	1	0	0	-2	-1	0
Team/Coaches							0	3	3		0	0					
TOTALS		200	29/65 44.6%	20/45 44.4%	9/20 45%	12/16 75%	14	27	41	19	15	13	7	4	26	94	79



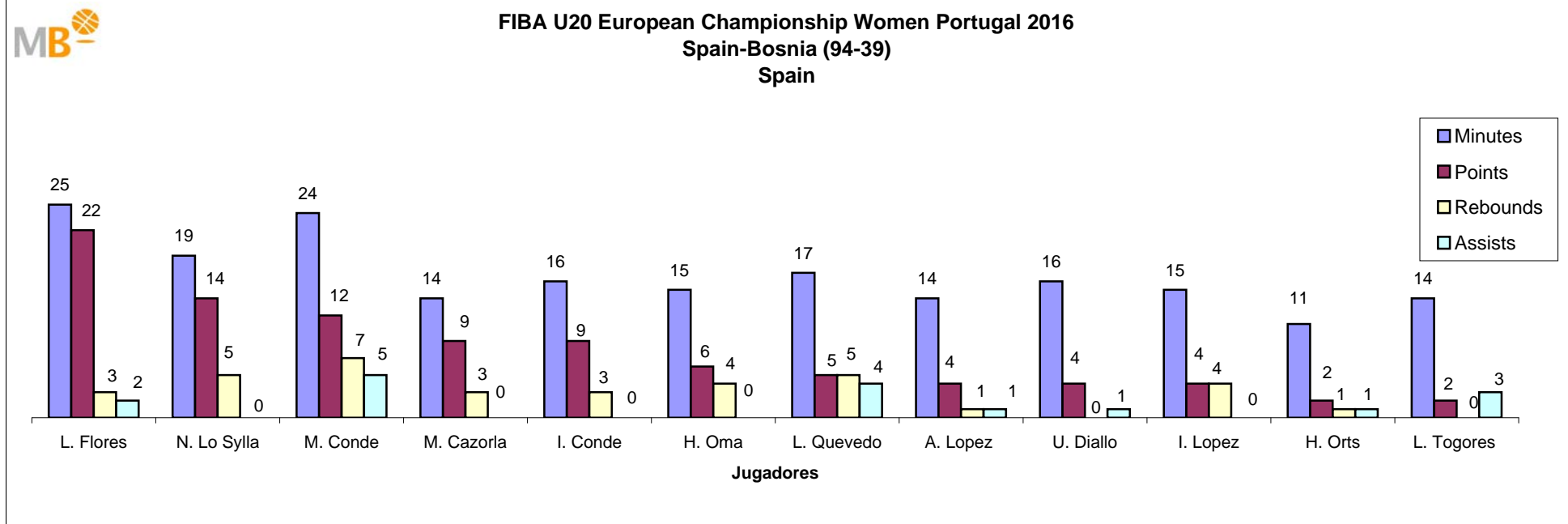
FIBA U20 European Championship Women Portugal 2016



Spain-Bosnia (94-39)
Group Phase Game 03

Q1	Q2	Q3	Q4
23	21	27	22
15	14	11	9

#	Players	Min	Shots				Rebounds				PF	To	St	BS	+/-	Ef	Pts
			FG	2pts	3pts	FT	O	D	Tot	As							
10	<u>L. Flores Costa</u>	25	8/12 66.7%	4/5 80%	4/7 57.1%	2/2 100%	1	2	3	2	2	2	1	0	20	22	22
15	<u>N. Lo Sylla</u>	19	6/8 75%	6/8 75%	0/0 0%	2/2 100%	2	3	5	0	3	0	1	0	25	18	14
7	<u>M. Conde Alcolado</u>	24	5/16 31.2%	3/10 30%	2/6 33.3%	0/0 0%	2	5	7	5	0	2	3	1	39	15	12
5	<u>M. Cazorla Medina</u>	14	3/7 42.9%	2/2 100%	1/5 20%	2/2 100%	0	3	3	0	1	1	1	0	22	8	9
12	<u>I. Conde Duran</u>	16	3/4 75%	3/4 75%	0/0 0%	3/4 75%	1	2	3	0	1	1	1	1	23	11	9
6	<u>H. Oma Giralt</u>	15	3/4 75%	3/4 75%	0/0 0%	0/0 0%	0	4	4	0	0	1	1	1	12	10	6
9	<u>L. Quevedo</u>	17	1/4 25%	1/2 50%	0/2 0%	3/4 75%	3	2	5	4	1	1	1	0	15	10	5
4	<u>A. Lopez Rodriguez</u>	14	1/4 25%	0/1 0%	1/3 33.3%	1/2 50%	1	0	1	1	1	1	4	1	13	6	4
13	<u>U. Diallo Dieng</u>	16	2/2 100%	2/2 100%	0/0 0%	0/0 0%	0	0	0	1	2	1	1	0	17	5	4
14	<u>I. Lopez Tobi</u>	15	2/5 40%	2/5 40%	0/0 0%	0/0 0%	1	3	4	0	1	2	0	1	16	4	4
8	<u>H. Orts</u>	11	1/2 50%	1/2 50%	0/0 0%	0/0 0%	1	0	1	1	1	1	0	6	3	2	
11	<u>L. Togores</u>	14	1/4 25%	1/3 33.3%	0/1 0%	0/0 0%	0	0	0	3	2	0	0	0	12	2	2
Team/Coaches							3	1	4		0	1					
TOTALS		200	36/72 50%	28/48 58.3%	8/24 33.3%	13/16 81.2%	15	25	40	17	15	14	15	5	44	114	93



FIBA U20 European Championship Women Portugal 2016

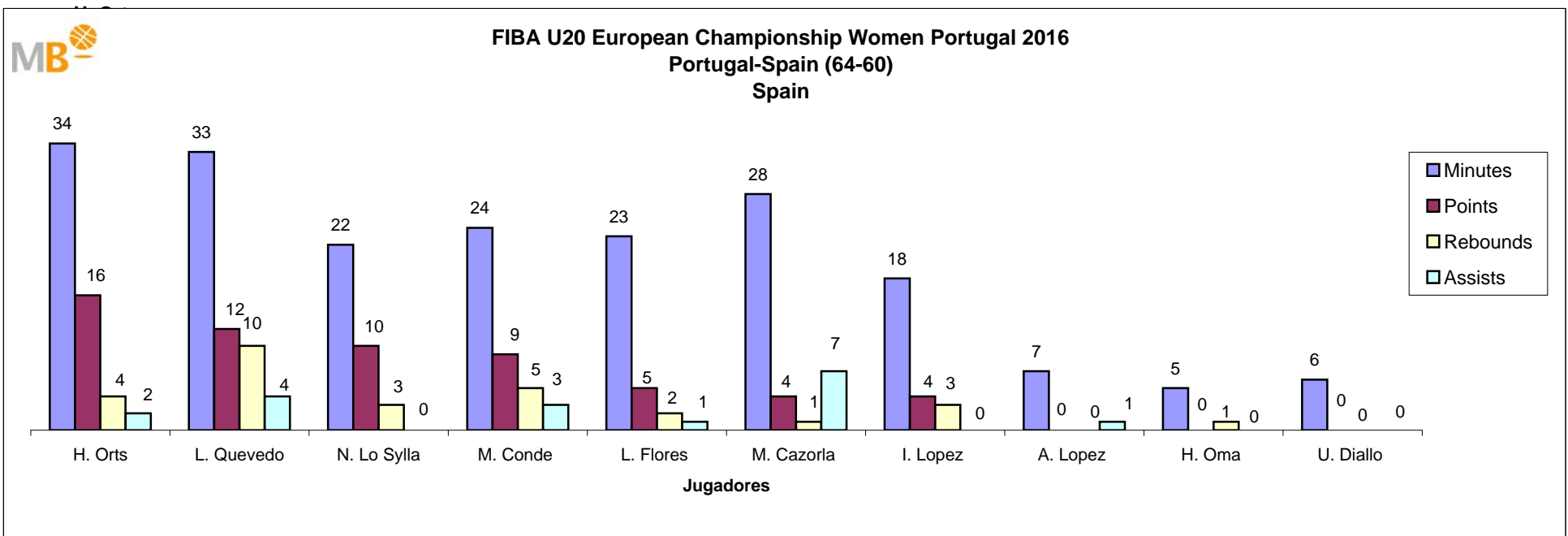


Portugal-Spain (64-60)
Group Phase Game 02

Q1	Q2	Q3	Q4
13	2	21	28
10	19	12	19

Spain

#	Players	Min	Shots				Rebounds				PF	To	St	BS	+/-	Ef	Pts
			FG	2pts	3pts	FT	O	D	Tot	As							
8	<u>H. Orts</u>	34	8/13 61.5%	8/13 61.5%	0/0 -%	0/1 0%	1	3	4	2	3	3	0	0	-5	13	16
9	<u>L. Quevedo</u>	33	3/11 27.3%	1/5 20%	2/6 33.3%	4/4 100%	5	5	10	4	5	2	1	0	8	17	12
15	<u>N. Lo Sylla</u>	22	3/9 33.3%	3/9 33.3%	0/0 -%	4/4 100%	2	1	3	0	3	0	0	0	4	7	10
7	<u>M. Conde Alcolado</u>	24	2/12 16.7%	1/9 11.1%	1/3 33.3%	4/5 80%	4	1	5	3	0	2	2	0	-4	6	9
10	<u>L. Flores Costa</u>	23	2/5 40%	1/2 50%	1/3 33.3%	0/0 -%	1	1	2	1	3	1	1	0	-3	5	5
5	<u>M. Cazorla Medina</u>	28	1/10 10%	1/6 16.7%	0/4 0%	2/2 100%	0	1	1	7	3	4	3	0	-6	2	4
14	<u>I. Lopez Tobi</u>	18	2/3 66.7%	2/3 66.7%	0/0 -%	0/0 -%	1	2	3	0	4	1	1	0	-1	6	4
4	<u>A. Lopez Rodriguez</u>	7	0/1 0%	0/0 -%	0/1 0%	0/0 -%	0	0	0	1	1	0	0	0	-1	0	0
6	<u>H. Oma Giralt</u>	5	0/1 0%	0/1 0%	0/0 -%	0/0 -%	0	1	1	0	0	0	0	0	-6	0	0
13	<u>U. Diallo Dieng</u>	6	0/3 0%	0/3 0%	0/0 -%	0/0 -%	0	0	0	0	1	1	0	0	-6	-4	0
11	<u>L. Togores</u>	DNP															
12	<u>I. Conde Duran</u>	DNP															
Team/Coaches							4	7	11	0	1						
TOTALS		200	21/68 30.9%	17/51 33.3%	4/17 23.5%	14/16 87.5%	18	22	40	18	23	15	8	0	-4	52	60



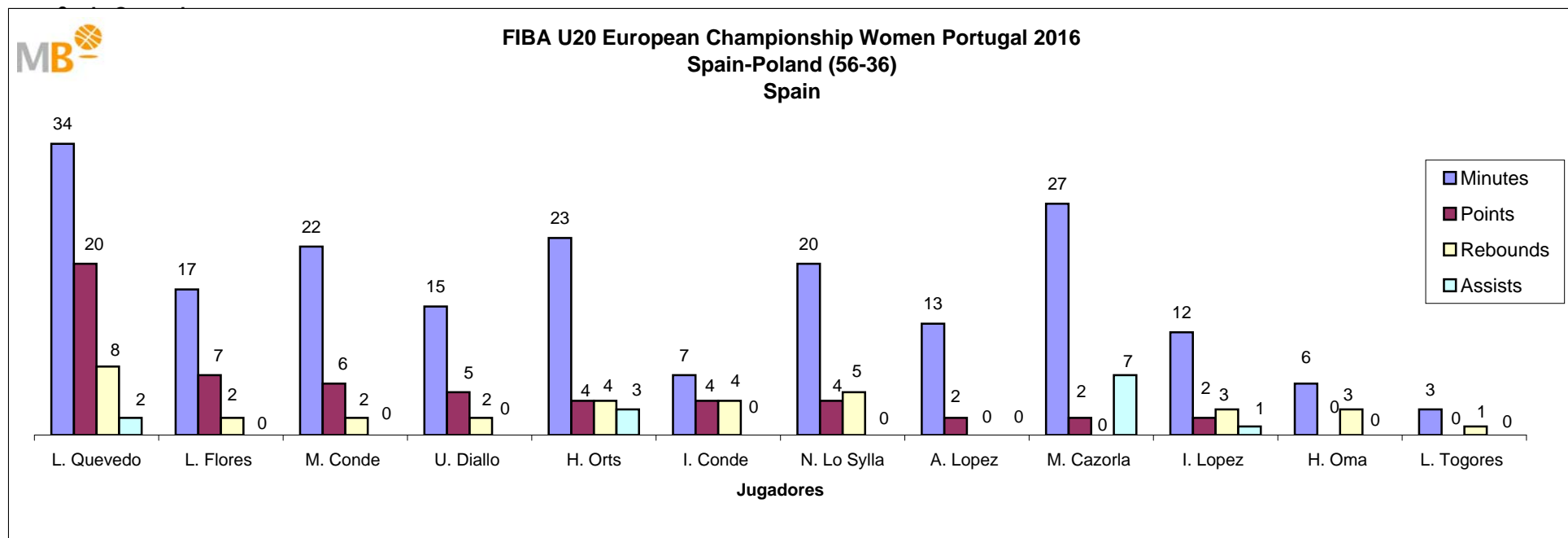
FIBA U20 European Championship Women Portugal 2016



Spain-Poland (56-36)
Group Phase Game 01

Q1	Q2	Q3	Q4
14	12	14	16
8	10	8	10

#	Players	Min	Shots				Rebounds				PF	To	St	BS	+/-	Ef	Pts
			FG	2pts	3pts	FT	O	D	Tot	As							
9	<u>L. Quevedo</u>	34	4/10 40%	1/5 20%	3/5 60%	9/9 100%	1	7	8	2	2	0	1	1	29	26	20
10	<u>L. Flores Costa</u>	17	2/4 50%	1/3 33.3%	1/1 100%	2/3 66.7%	0	2	2	0	2	0	2	0	3	8	7
7	<u>M. Conde Alcolado</u>	22	3/7 42.9%	3/5 60%	0/2 0%	0/0 -%	1	1	2	0	3	4	2	2	6	4	6
13	<u>U. Diallo Dieng</u>	15	1/2 50%	1/2 50%	0/0 -%	3/4 75%	1	1	2	0	1	3	1	1	4	4	5
8	<u>H. Orts</u>	23	2/8 25%	2/8 25%	0/0 -%	0/0 -%	0	4	4	3	2	0	3	0	20	8	4
12	<u>I. Conde Duran</u>	7	2/4 50%	2/4 50%	0/0 -%	0/0 -%	1	3	4	0	1	1	0	0	-3	5	4
15	<u>N. Lo Sylla</u>	20	1/8 12.5%	1/8 12.5%	0/0 -%	2/4 50%	2	3	5	0	2	2	1	0	15	-1	4
4	<u>A. Lopez Rodriguez</u>	13	1/5 20%	1/2 50%	0/3 0%	0/0 -%	0	0	0	0	0	0	0	0	9	-2	2
5	<u>M. Cazorla Medina</u>	27	0/5 0%	0/3 0%	0/2 0%	2/2 100%	0	0	0	7	1	0	3	0	17	7	2
14	<u>I. Lopez Tobi</u>	12	1/4 25%	1/4 25%	0/0 -%	0/0 -%	0	3	3	1	2	1	1	0	2	3	2
6	<u>H. Oma Giralt</u>	6	0/0 -%	0/0 -%	0/0 -%	0/0 -%	1	2	3	0	1	0	0	0	-6	3	0
11	<u>L. Togores</u>	3	0/0 -%	0/0 -%	0/0 -%	0/0 -%	0	1	1	0	0	0	0	0	4	1	0
Team/Coaches							5	3	8		0	2					
TOTALS		200	17/57 29.8%	13/44 29.5%	4/13 30.8%	18/22 81.8%	12	30	42	13	17	13	14	4	20	66	56





U20 European Championship Women Matosinhos, Portugal 2016



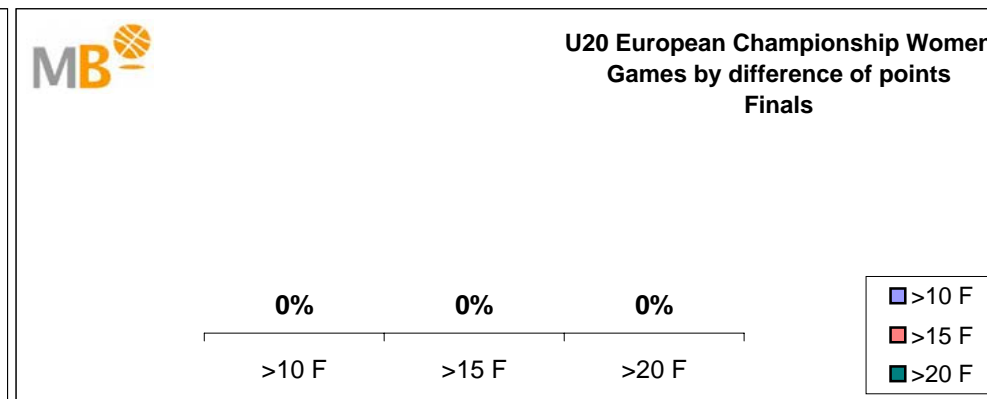
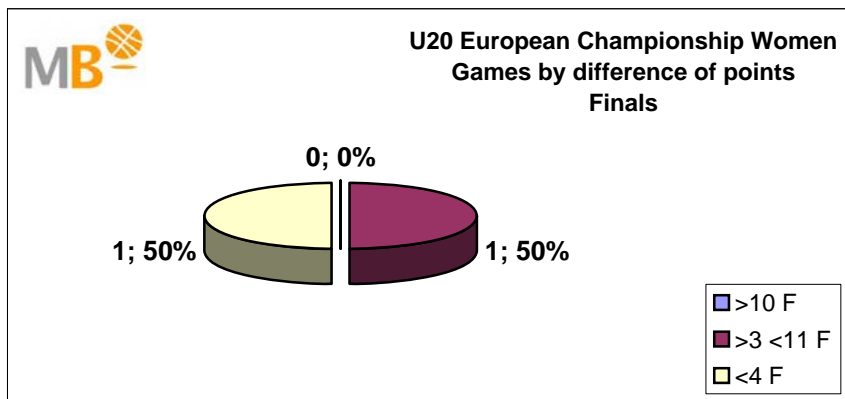
**FIBA
U20 WOMEN'S EUROPEAN
CHAMPIONSHIP 2016**

U20 European Championship Women Portugal 2016

Finals



Games	Score	1Q	2Q	3Q	4Q	O	O	T	T	E2°Q	E3°Q	>10 2°	>10 3°	>10 F	>3 <11 F	<4 F							
1 Russia-Serbia	<u>78-72</u>	18	14	14	20	24	18	22	20			78	72	32	34	56	52	0	0	0	1	0	
2 Spain-Italy	<u>71-69</u>	26	14	18	12	15	21	12	22			71	69	44	26	59	47	1	1	0	0	1	1



Classification (1-4)	Color	Category	Description
1	Blue	>10 F	Games finished with a difference of more than 10 points
2	Red	>15 F	Games finished with a difference of more than 15 points
3	Green	>20 F	Games finished with a difference of more than 20 points
4	Purple	>3<11 F	Games finished with a difference between 4 and 10 points
	Yellow	<4F	Games finished with a difference of less than 4 points

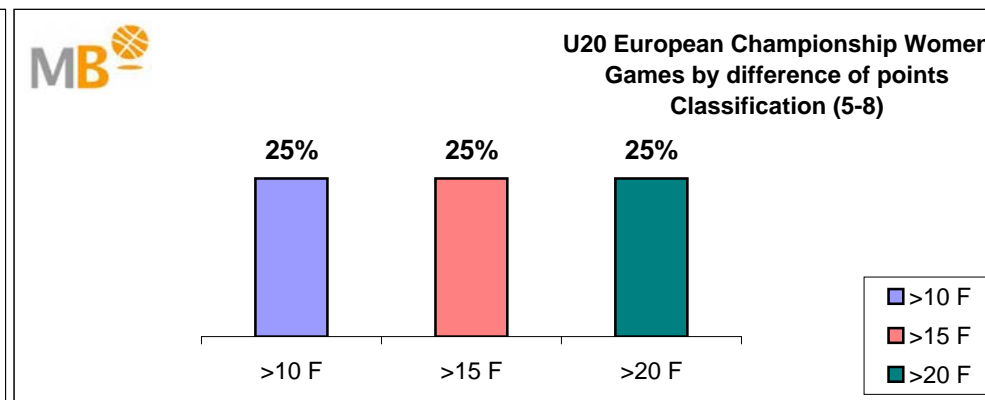
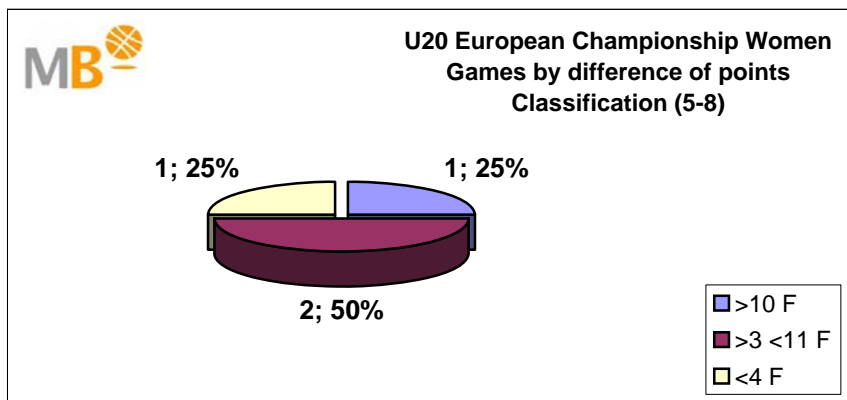


U20 European Championship Women Portugal 2016

Classification (5-8)



Games	Score	1Q	2Q	3Q	4Q	O	O	T	T	E2°Q	E3°Q	>10 2°	>10 3°	>10 F	>3 <11 F	<4 F						
1 Belgium-Poland	<u>75-40</u>	19	7	21	17	16	11	19	5			75	40	40	24	56	35	1	1	1	0	0
2 France-Latvia	<u>67-59</u>	11	15	12	16	20	13	24	15			67	59	23	31	43	44	0	0	0	1	0
3 Poland-Latvia	<u>67-72</u>	11	9	18	9	16	25	17	19	5	10	67	72	29	18	45	43	1	0	0	1	0
4 Belgium-France	<u>70-69</u>	13	13	19	12	14	19	24	25			70	69	32	25	46	44	0	0	0	0	1
																		2	1	1	2	1



Classification (5-8)	Color	Description
5 Belgium	>10 F	Games finished with a difference of more than 10 points
6 France	>15 F	Games finished with a difference of more than 15 points
7 Latvia	>20 F	Games finished with a difference of more than 20 points
8 Poland	>3 <11 F	Games finished with a difference between 4 and 10 points
	<4 F	Games finished with a difference of less than 4 points

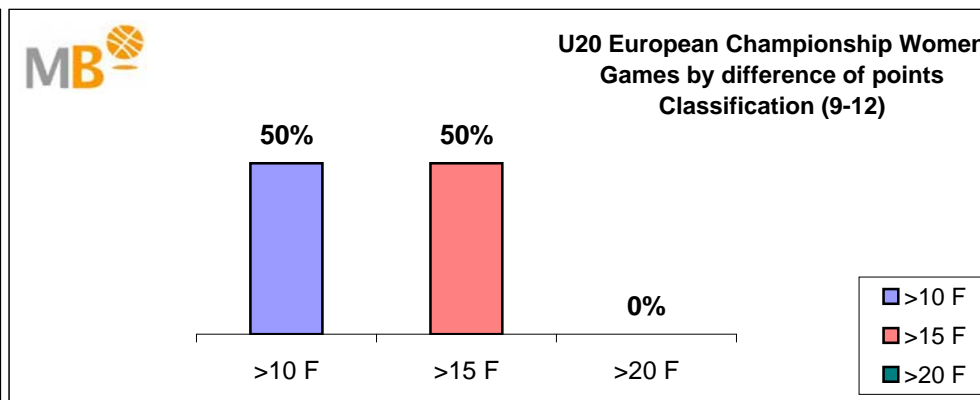
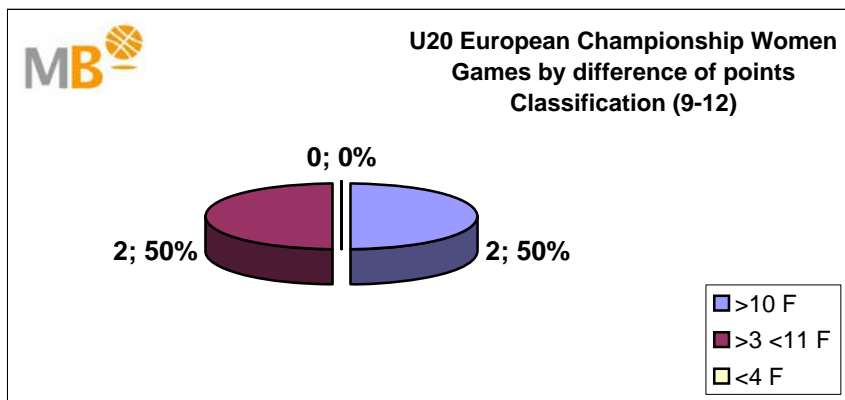


U20 European Championship Women Portugal 2016

Classification (9-12)



Games	Score	1Q	2Q	3Q	4Q	O	O	T	T	E2 ^o Q	E3 ^o Q	>10 2 ^o	>10 3 ^o	>10 F	>3 <11 F	<4 F	
1 Sweden-Netherlands	58-62	12	20	13	8	22	16	11	18	58	62	25	28	47	44	0	0
2 Portugal-Bosnia and Herz	67-47	24	10	12	14	15	17	16	6	67	47	36	24	51	41	1	0
3 Sweden-Bosnia and Herz	61-80	22	18	10	29	19	19	10	14	61	80	32	47	51	66	1	0
4 Netherlands-Portugal	66-61	11	12	19	19	24	16	12	14	66	61	30	31	54	47	0	0
												2	1	2	2	0	



Classification (9-12)	Category	Description
9 Netherlands	>10 F	Games finished with a difference of more than 10 points
10 Portugal	>15 F	Games finished with a difference of more than 15 points
11 Bosnia and Herzegovina	>20 F	Games finished with a difference of more than 20 points
12 Sweden	>3 <11 F	Games finished with a difference between 4 and 10 points
	<4 F	Games finished with a difference of less than 4 points

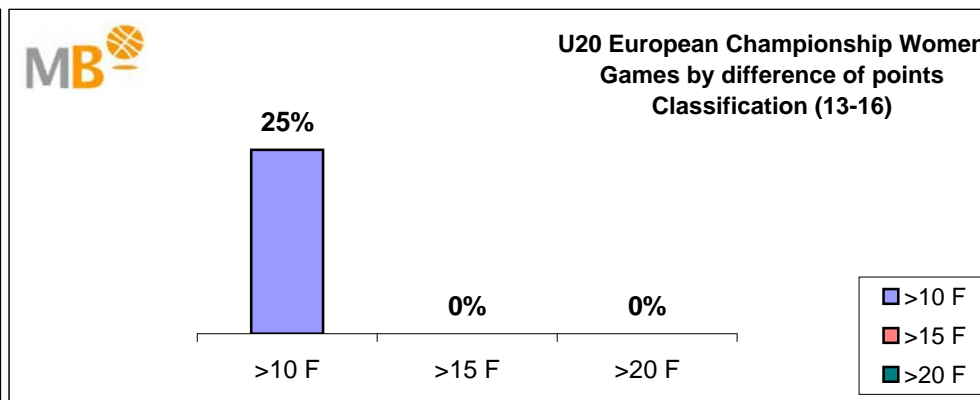
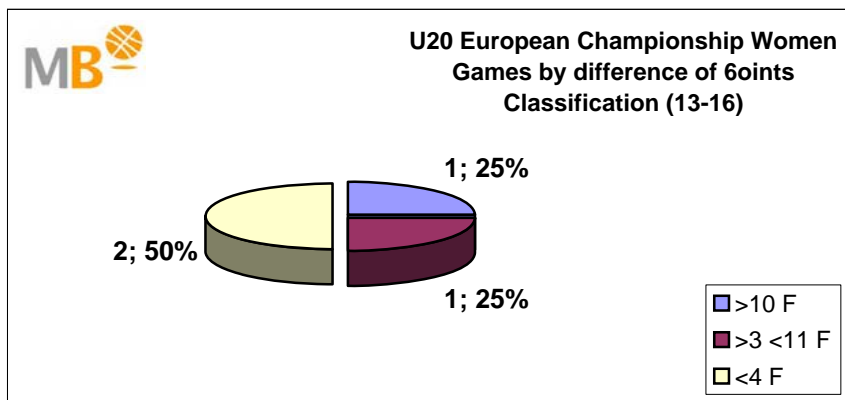


U20 European Championship Women Portugal 2016

Classification (13-16)



Games	Score	1Q	2Q	3Q	4Q	O	O	T	T	E2 ^o Q	E3 ^o Q	>10 2 ^o	>10 3 ^o	>10 F	>3 <11 F	<4 F						
1 Greece-Germany	<u>52-47</u>	14	6	9	8	15	18	14	15			52	47	23	14	38	32	0	0	0	1	0
2 Turkey-Slovak Republic	<u>62-59</u>	17	19	14	22	14	9	17	9			62	59	31	41	45	50	0	0	0	0	1
3 Germany-Slovak Republic	<u>37-52</u>	8	12	9	16	10	11	10	13			37	52	17	28	27	39	1	1	1	0	0
4 Greece-Turkey	<u>65-67</u>	18	11	20	12	9	15	14	23	4	6	65	67	38	23	47	38	1	0	0	0	1
																		2	1	1	1	2



Classification (13-16)	Category	Description
13	Turkey	>10 F Games finished with a difference of more than 10 points
14	Greece	>15 F Games finished with a difference of more than 15 points
15	Slovak Republic	>20 F Games finished with a difference of more than 20 points
16	Germany	>3<11 F Games finished with a difference between 4 and 10 points
		<4F Games finished with a difference of less than 4 points

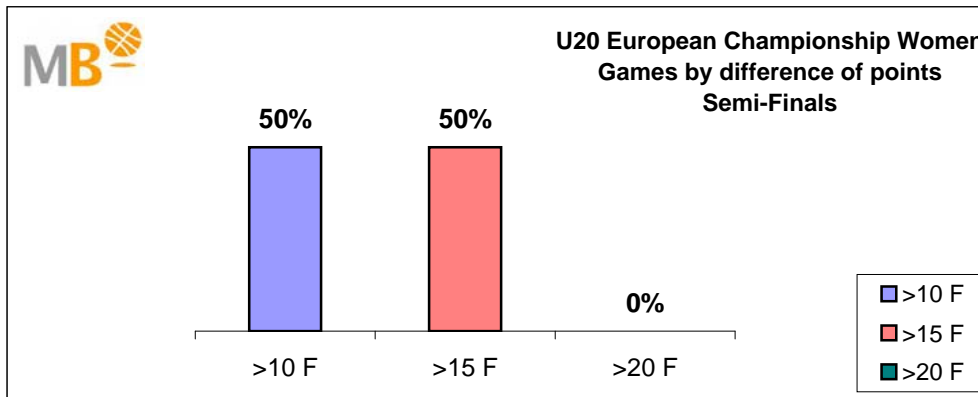
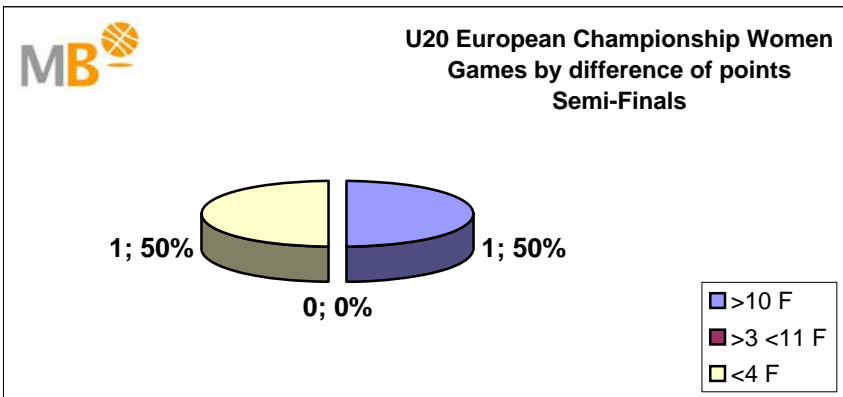


U20 European Championship Women Portugal 2016

Semi-Finals



Games	Score	1Q	2Q	3Q	4Q	O	O	T	T	E2 ^o Q	E3 ^o Q	>10 2 ^o	>10 3 ^o	>10 F	>3 <11 F	<4 F						
1 Spain-Russia	<u>77-61</u>	13	18	19	13	19	13	26	17			77	61	32	31	51	44	0	0	1	0	0
2 Serbia-Italy	<u>60-63</u>	12	13	16	14	13	18	12	8	7	10	60	63	28	27	41	45	0	0	0	0	1
												0	0	1	0	1						



- >10 F Games finished with a difference of more than 10 points
- >15 F Games finished with a difference of more than 15 points
- >20 F Games finished with a difference of more than 20 points
- >3<11 F Games finished with a difference between 4 and 10 points
- <4F Games finished with a difference of less than 4 points

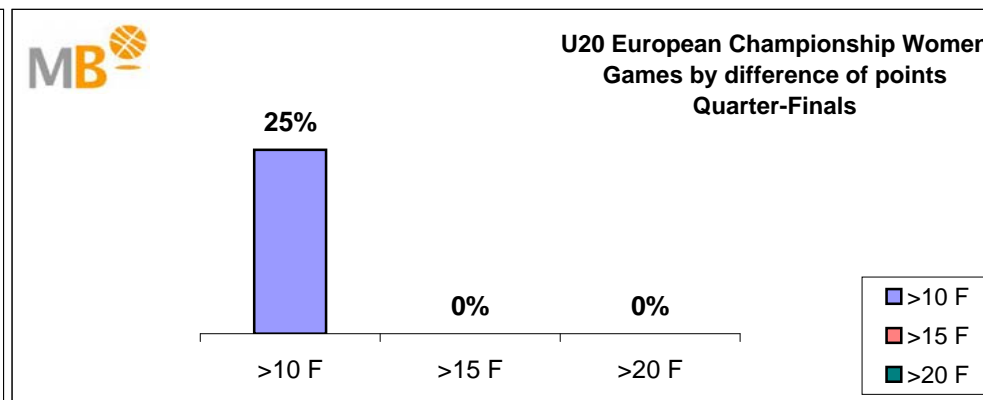
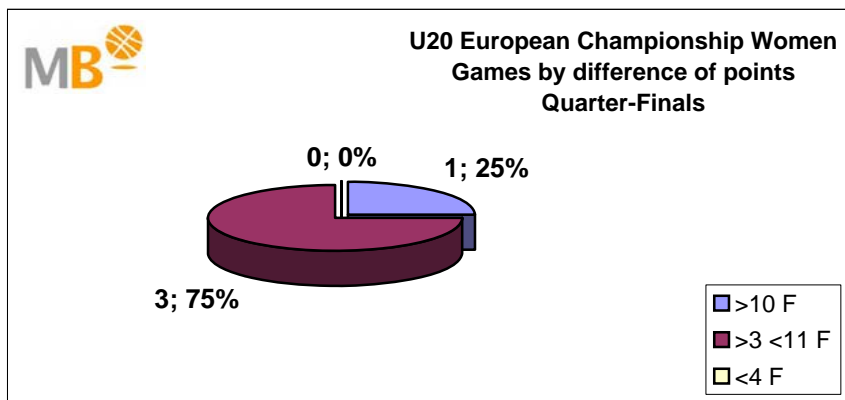


U20 European Championship Women Portugal 2016

Quarter-Finals



Games	Score	1Q	2Q	3Q	4Q	O	O	T	T	E2 ^o Q	E3 ^o Q	>10 2 ^o	>10 3 ^o	>10 F	>3 <11 F	<4 F				
1 Spain-Belgium	<u>58-50</u>	13	11	17	15	20	10	8	14	58	50	30	26	50	36	0	1	0	1	0
2 Poland-Russia	<u>55-68</u>	16	18	14	8	11	21	14	21	55	68	30	26	41	47	0	0	1	0	0
3 Italy-Latvia	<u>61-54</u>	12	11	11	17	14	20	24	6	61	54	23	28	37	48	0	1	0	1	0
4 Serbia-France	<u>73-66</u>	19	16	10	11	22	18	22	21	73	66	29	27	51	45	0	0	0	1	0
												0	2	1	3	0				



- >10 F** Games finished with a difference of more than 10 points
- >15 F** Games finished with a difference of more than 15 points
- >20 F** Games finished with a difference of more than 20 points
- >3<11 F** Games finished with a difference between 4 and 10 points
- <4F** Games finished with a difference of less than 4 points

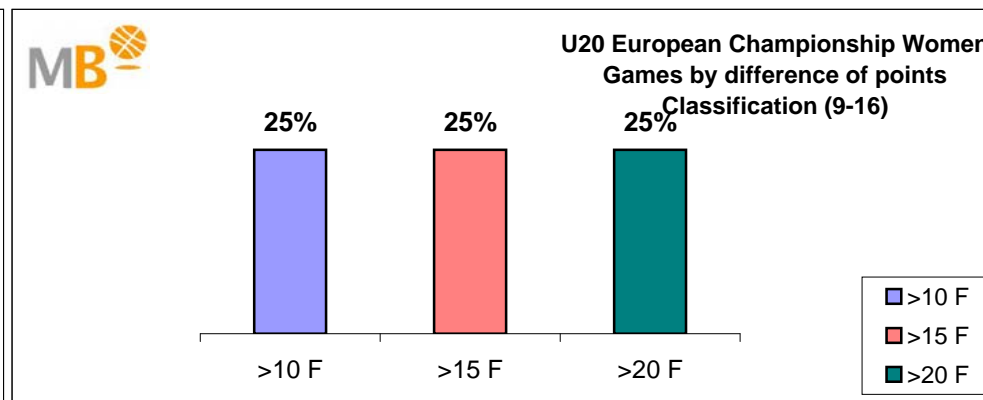
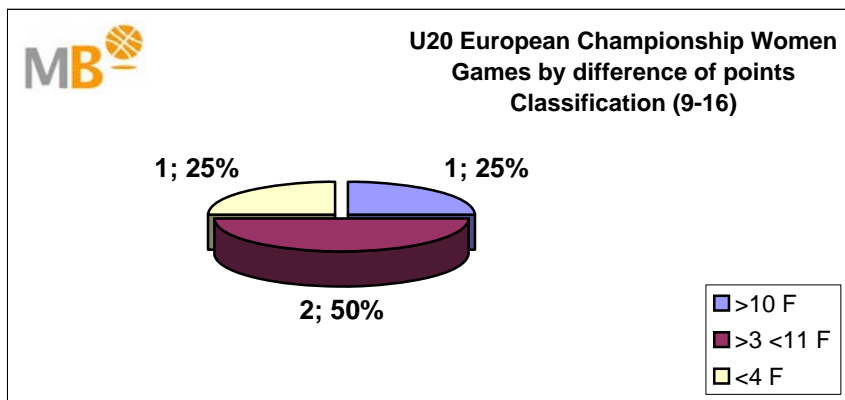


U20 European Championship Women Portugal 2016

Classification (9-16)



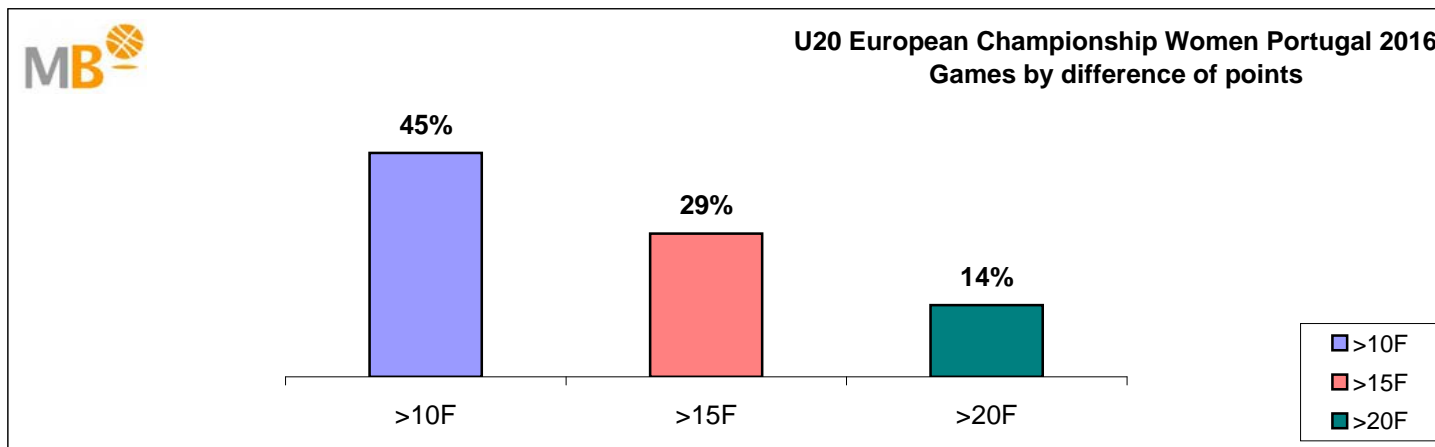
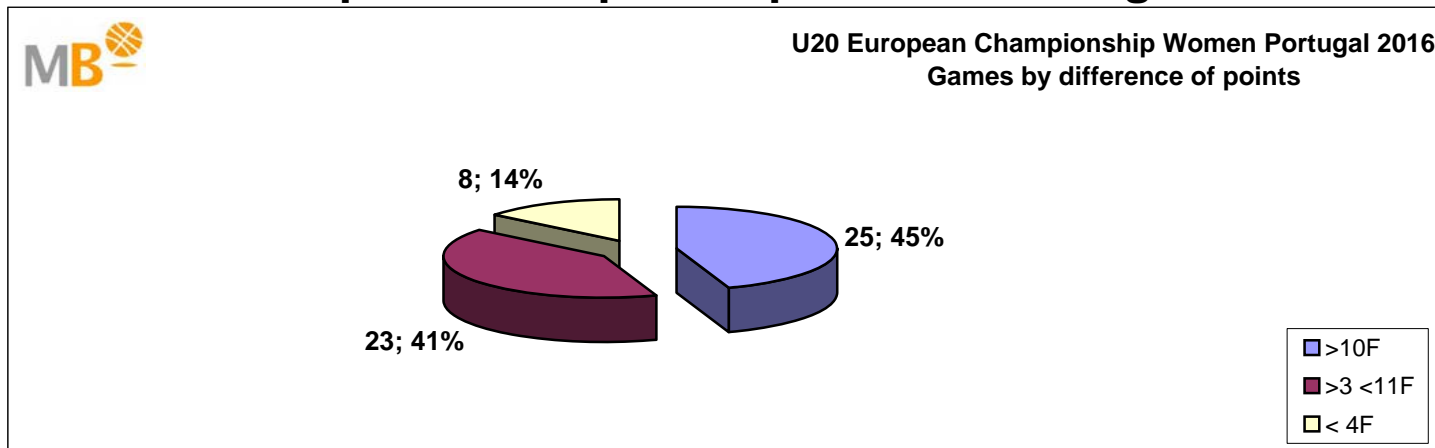
Games	Score	1Q	2Q	3Q	4Q	O	O	T	T	E2 ^o Q	E3 ^o Q	>10 2 ^o	>10 3 ^o	>10 F	>3 <11 F	<4 F	
1 Sweden-Greece	<u>63-58</u>	15	22	12	15	13	10	23	11	63	58	27	37	40	47	0	0
2 Germany-Netherlands	<u>54-77</u>	14	20	12	18	17	21	11	18	54	77	26	38	43	59	1	1
3 Bosnia Herz-Slovak Rep	<u>73-65</u>	10	18	17	13	23	16	23	18	73	65	27	31	50	47	0	0
4 Portugal-Turkey	<u>50-48</u>	15	7	17	13	10	16	8	12	50	48	32	20	42	36	1	0
												2	1	1	2	1	



- >10 F Games finished with a difference of more than 10 points
- >15 F Games finished with a difference of more than 15 points
- >20 F Games finished with a difference of more than 20 points
- >3<11 F Games finished with a difference between 4 and 10 points
- <4F Games finished with a difference of less than 4 points



U20 European Championship Women Portugal 2016



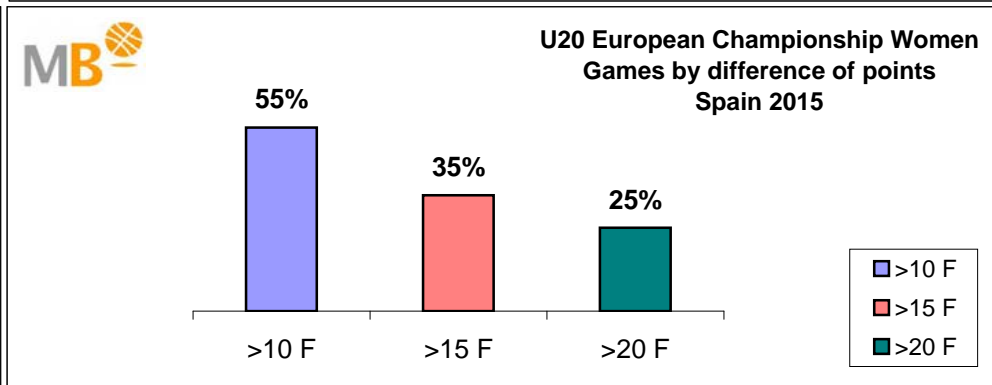
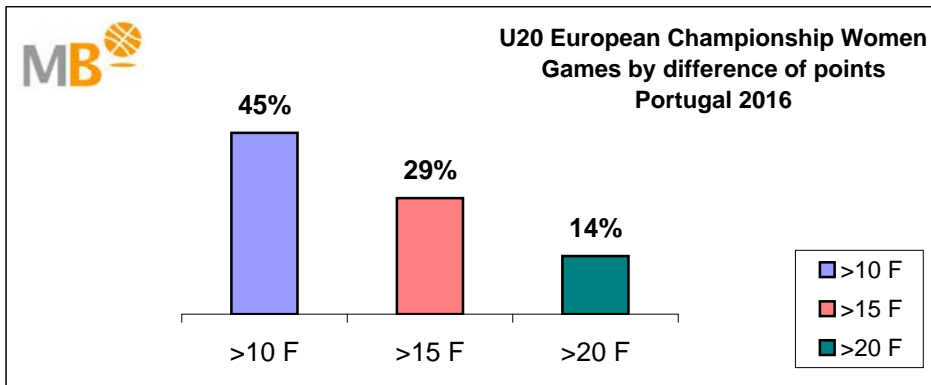
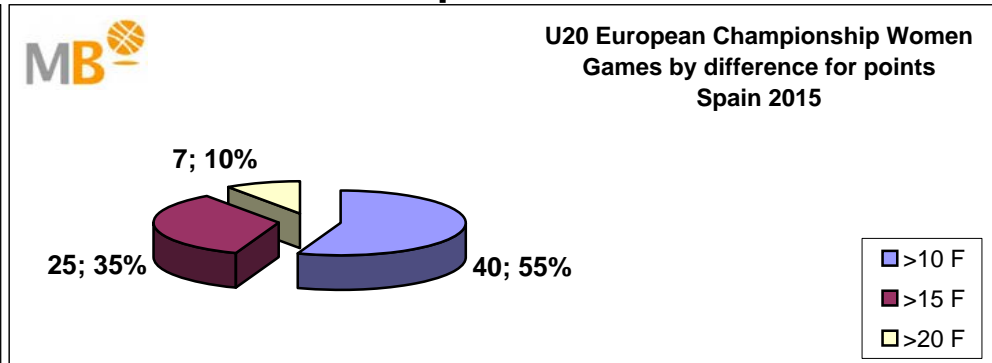
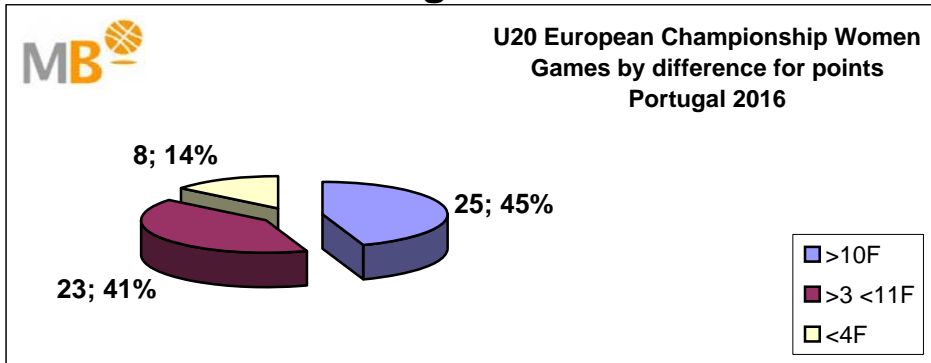
- >10 F** Games finished with a difference of more than 10 points
- >15 F** Games finished with a difference of more than 15 points
- >20 F** Games finished with a difference of more than 20 points
- >3<11 F** Games finished with a difference between 4 and 10 points
- <4 F** Games finished with a difference of less than 4 points

Games: 56
17-Jul-16

U20 European Championship Women

Portugal 2016

Spain 2015



Games: 56

17-Jul-16

1^a **Spain**
2^a **Italy**

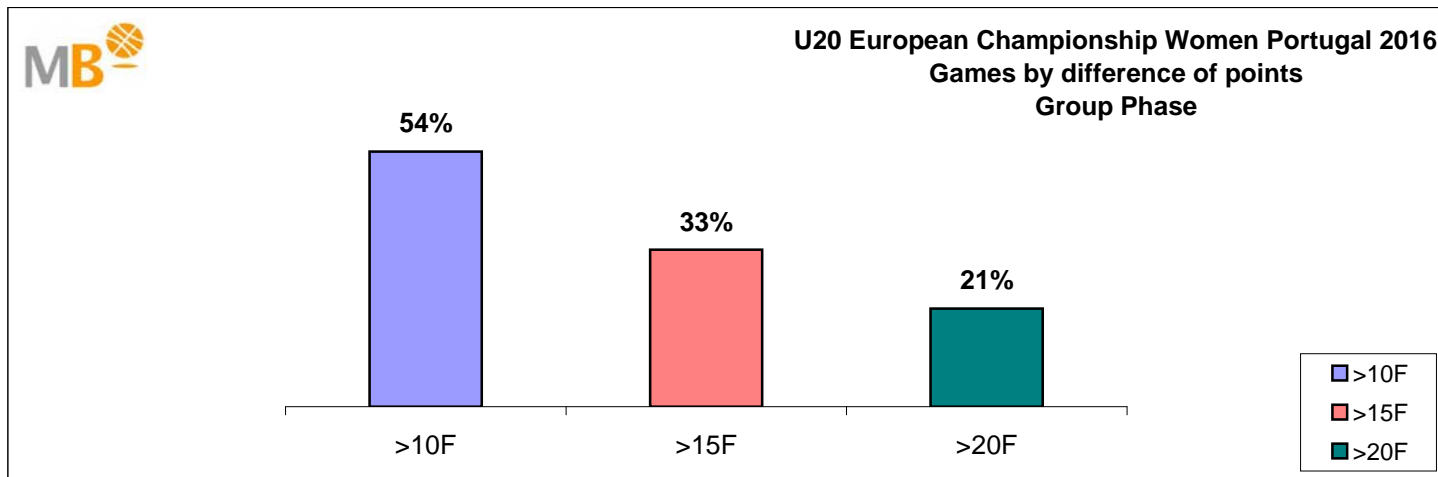
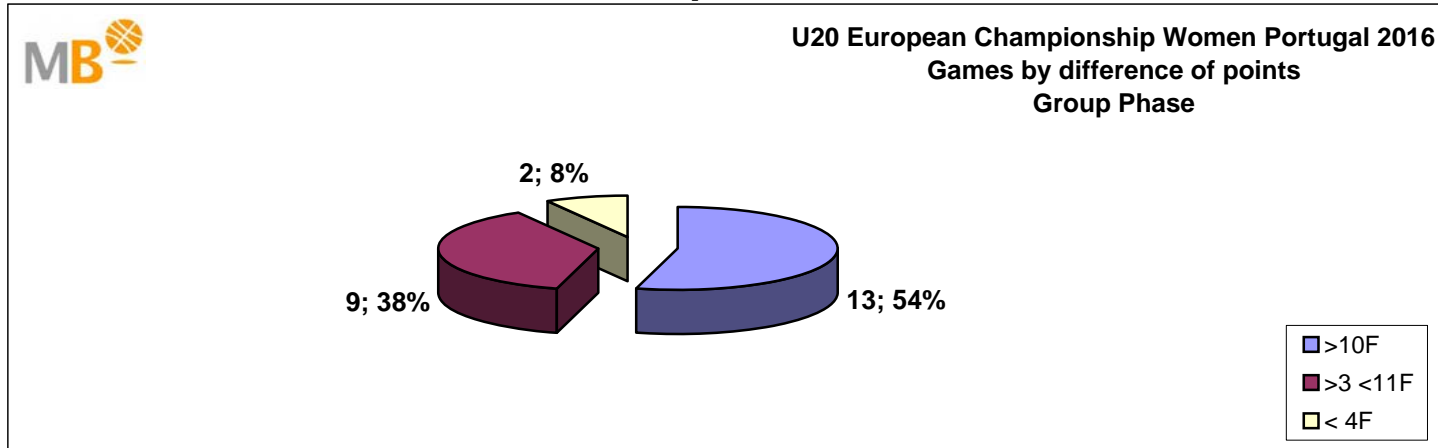
>10 F Games finished with a difference of more than 10 points
>15 F Games finished with a difference of more than 15 points
>20 F Games finished with a difference of more than 20 points
>3<11 F Games finished with a difference between 4 and 10 points
<4 F Games finished with a difference of less than 4 points

Games: 72

12-Jul-15

1^a **Spain**
2^a **France**

U20 European Championship Women Portugal 2016 Group Phase



- >10 F Games finished with a difference of more than 10 points
- >15 F Games finished with a difference of more than 15 points
- >20 F Games finished with a difference of more than 20 points
- >3 <11 F Games finished with a difference between 4 and 10 points
- <4 F Games finished with a difference of less than 4 points

Games: 24

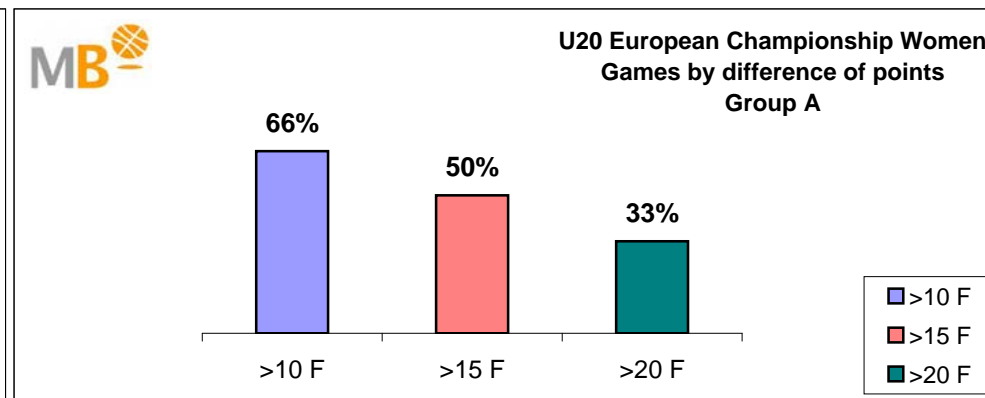
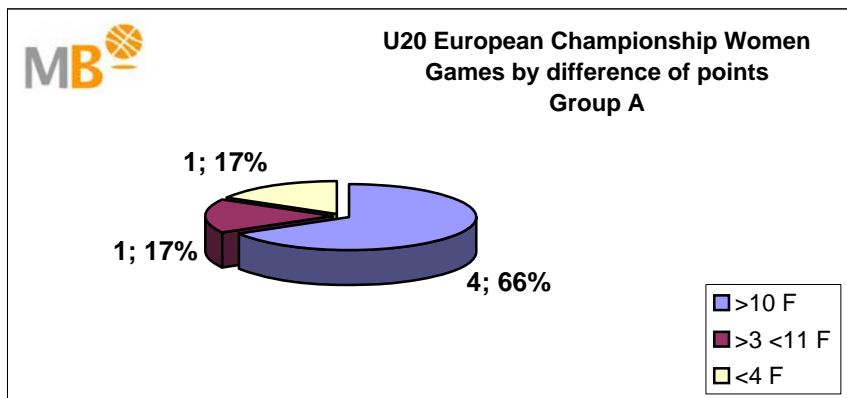
12-Jul-16

U20 European Championship Women Portugal 2016

GROUP A



Games	Score	1Q	2Q	3Q	4Q	O	O	T	T	E2 ^o Q	E3 ^o Q	>10 2 ^o	>10 3 ^o	>10 F	>3 <11 F	<4 F				
1 Spain-Poland	<u>56-36</u>	14	8	12	10	14	8	16	10	56	36	26	18	40	26	0	1	1	0	0
2 Bosnia and-Portugal	<u>67- 94</u>	21	21	10	25	20	19	16	29	67	94	31	46	51	65	1	1	1	0	0
3 Poland-Bosnia and Herz	<u>66-53</u>	25	11	12	14	14	12	15	16	66	53	37	25	51	37	1	1	1	0	0
4 Portugal-Spain	<u>64-60</u>	13	10	2	19	21	12	28	19	64	60	15	29	36	41	1	0	0	1	0
5 Spain-Bosnia and Herzego	<u>93-49</u>	23	15	21	14	27	11	22	9	93	49	44	29	71	40	1	1	1	0	0
6 Portugal-Poland	<u>74-77</u>	16	14	21	15	13	31	24	17	74	77	37	29	50	60	0	0	0	0	1
																4	4	4	1	1



- >10 F** Games finished with a difference of more than 10 points
- >15 F** Games finished with a difference of more than 15 points
- >20 F** Games finished with a difference of more than 20 points
- >3<11 F** Games finished with a difference between 4 and 10 points
- <4F** Games finished with a difference of less than 4 points

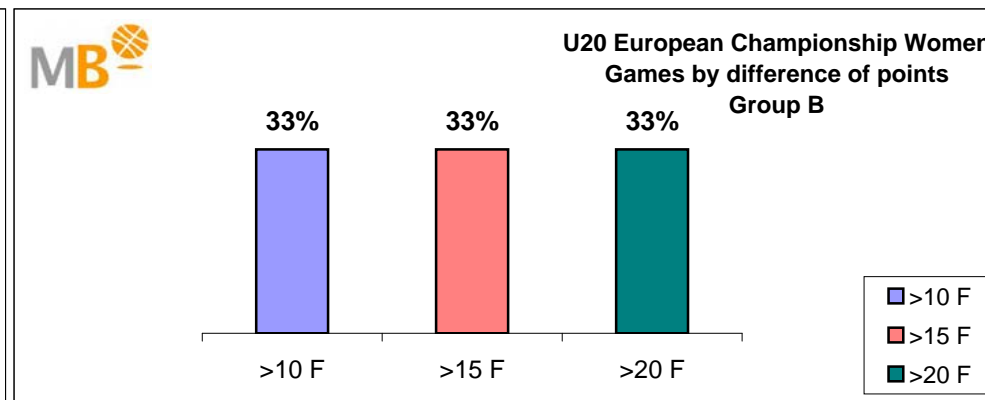
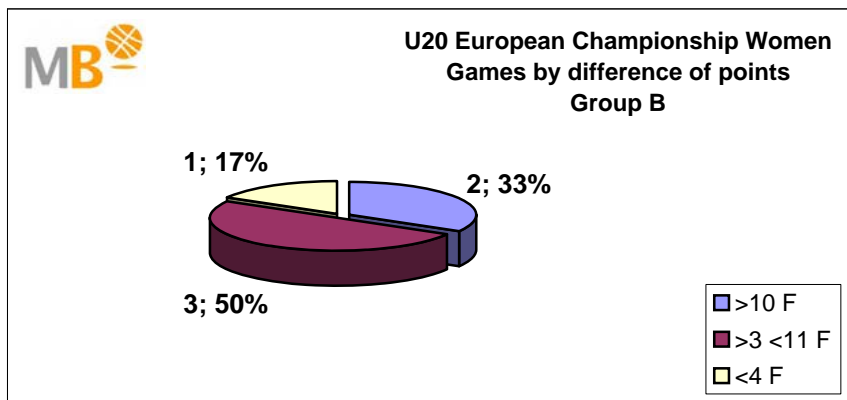


U20 European Championship Women Portugal 2016

GROUP B



Games	Score	1Q	2Q	3Q	4Q	O	O	T	T	E2 ^o Q	E3 ^o Q	>10 2 ^o	>10 3 ^o	>10 F	>3 <11 F	<4 F	
1 Germany-Italy	<u>54-61</u>	15	21	15	11	9	17	15	12	54	61	30	32	39	49	0	0
2 Serbia-Sweden	<u>73-52</u>	13	23	20	15	24	4	16	10	73	52	33	38	57	42	0	0
3 Italy-Serbia	<u>68-41</u>	19	12	20	8	9	10	20	11	68	41	39	20	48	30	1	0
4 Sweden-Germany	<u>60-69</u>	19	19	4	18	14	13	23	19	60	69	23	37	37	50	1	0
5 Serbia-Germany	<u>61-63</u>	11	25	12	10	20	14	18	14	61	63	23	35	43	49	1	0
6 Italy-Sweden	<u>60-56</u>	18	11	15	14	16	16	11	15	60	56	33	25	49	41	0	0
												3	3	2	3	1	



- >10 F** Games finished with a difference of more than 10 points
- >15 F** Games finished with a difference of more than 15 points
- >20 F** Games finished with a difference of more than 20 points
- >3 <11 F** Games finished with a difference between 4 and 10 points
- <4F** Games finished with a difference of less than 4 points

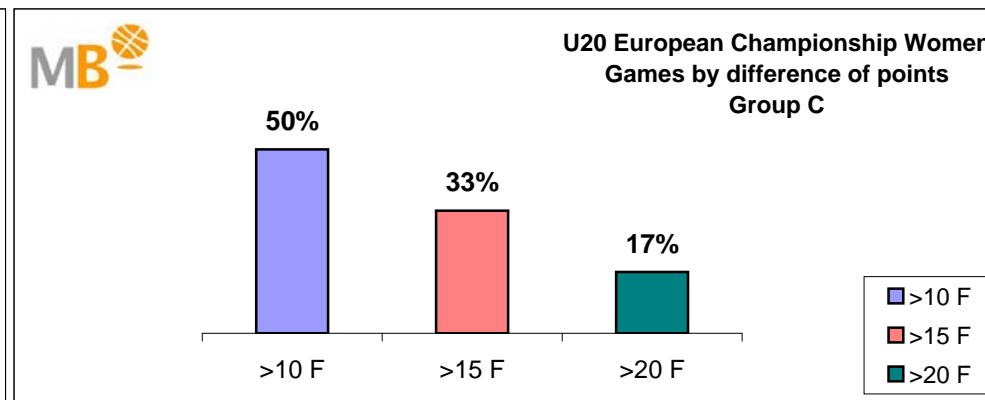
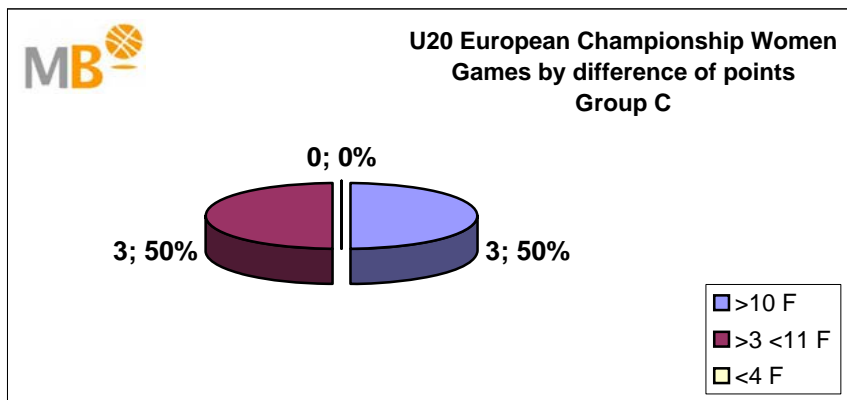


U20 European Championship Women Portugal 2016

GROUP C



Games	Score	1Q	2Q	3Q	4Q	O	O	T	T	E2 ^o Q	E3 ^o Q	>10 2 ^o	>10 3 ^o	>10 F	>3 <11 F	<4 F				
1 Latvia-Netherlands	<u>49-56</u>	7	17	14	10	17	12	11	17	49	56	21	27	38	39	0	0	0	1	0
2 France-Greece	<u>55-51</u>	10	13	20	15	15	13	10	10	55	51	30	28	45	41	0	0	0	1	0
3 Netherland-France	<u>41-65</u>	11	20	12	16	9	11	9	18	41	65	23	36	32	47	1	1	1	0	0
4 Greece-Latvia	<u>67-79</u>	17	15	11	23	16	18	23	23	67	79	28	38	44	56	0	1	1	0	0
5 France-Latvia	<u>67-59</u>	20	20	12	18	20	8	15	13	67	59	32	38	52	46	0	0	0	1	0
6 Netherland-Greece	<u>80-100</u>	28	22	16	23	17	24	19	31	80	100	44	45	61	69	0	0	1	0	0
												1	2	3	3	0				



- >10 F** Games finished with a difference of more than 10 points
- >15 F** Games finished with a difference of more than 15 points
- >20 F** Games finished with a difference of more than 20 points
- >3<11 F** Games finished with a difference between 4 and 10 points
- <4F** Games finished with a difference of less than 4 points

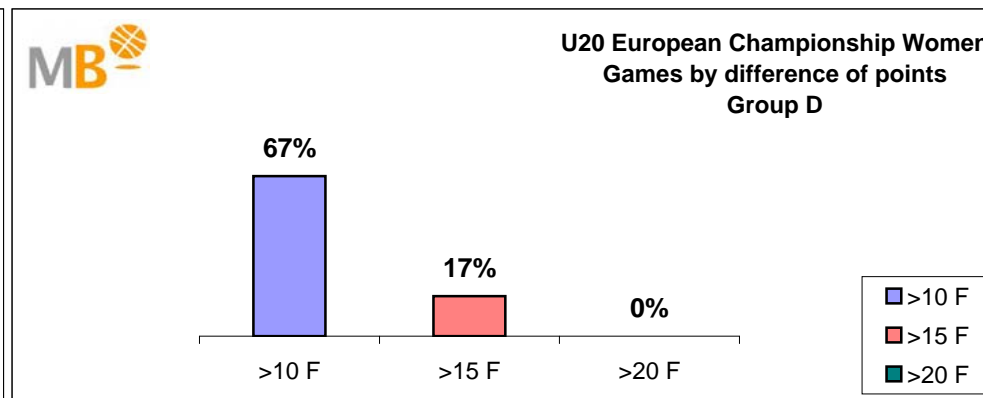
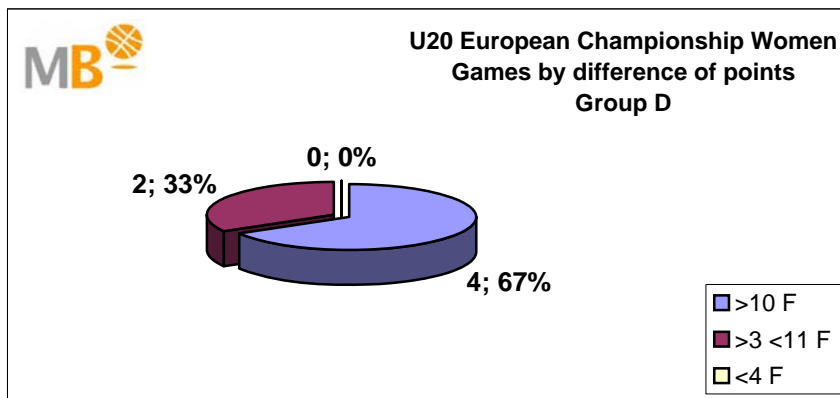


U20 European Championship Women Portugal 2016

GROUP D



Games	Score	1Q	2Q	3Q	4Q	O	O	T	T	E2 ^o Q	E3 ^o Q	>10 2 ^o	>10 3 ^o	>10 F	>3 <11 F	<4 F	
1 Russia-Turkey	71-56	22	13	17	16	19	16	8		71	56	39	29	55	48	0	0
2 Slovak Rep-Belgium	51-39	10	5	10	8	15	6	16	20	51	39	20	13	35	19	0	1
3 Belgium-Russia	59-67	10	9	18	24	22	19	9	15	59	67	28	33	50	52	0	0
4 Turkey-Slovak Republic	52-60	13	10	2	19	21	12	28	19	64	60	15	29	36	41	1	0
5 Russia-Slovak Republic	66-50	16	10	22	13	14	20	14	7	66	50	38	23	52	43	1	0
6 Belgium-Turkey	60-46	15	14	14	6	14	17	17	9	60	46	29	20	43	37	0	0
												2	1	4	2	0	



- >10 F** Games finished with a difference of more than 10 points
- >15 F** Games finished with a difference of more than 15 points
- >20 F** Games finished with a difference of more than 20 points
- >3<11 F** Games finished with a difference between 4 and 10 points
- <4F** Games finished with a difference of less than 4 points



U20 European Championship Women Portugal 2016

SCOREBOARD

Group Phase

GROUP A		GAMES				STK	GAME POINTS					
#	Team	P	W	L	%	Last 3	For	Agt	+/-	FA	AA	PTS
1	Spain	3	2	1	66.7	1+0+1	209	149	60	69.7	49.7	5
2	Portugal	3	2	1	66.7	1+1+0	232	204	28	77.3	68	5
3	Poland	3	2	1	66.7	0+1+1	179	183	-4	59.7	61	5
4	BIH	3	0	3	0	0+0+0	169	253	-84	56.3	84.3	3

GROUP B		GAMES				STK	GAME POINTS					
#	Team	P	W	L	%	Last 3	For	Agt	+/-	FA	AA	PTS
1	Italy	3	3	0	100	1+1+1	189	151	38	63	50.3	6
2	Germany	3	2	1	66.7	0+1+1	186	182	4	62	60.7	5
3	Serbia	3	1	2	33.3	0+1+0	175	183	-8	58.3	61	4
4	Sweden	3	0	3	0	0+0+0	168	202	-34	56	67.3	3

GROUP C		GAMES				STK	GAME POINTS					
#	Team	P	W	L	%	Last 3	For	Agt	+/-	FA	AA	PTS
1	France	3	3	0	100	1+1+1	187	151	36	62.3	50.3	6
2	Greece	3	1	2	33.3	0+0+1	218	214	4	72.7	71.3	4
3	Latvia	3	1	2	33.3	0+1+0	187	190	-3	62.3	63.3	4
4	Netherlands	3	1	2	33.3	0+0+1	177	214	-37	59	71.3	4

GROUP D		GAMES				STK	GAME POINTS					
#	Team	P	W	L	%	Last 3	For	Agt	+/-	FA	AA	PTS
1	Russia	3	3	0	100	1+0+1	204	165	39	68	55	6
2	SVK	3	2	1	66.7	1+1+0	161	157	4	53.7	52.3	5
3	Belgium	3	1	2	33.3	0+0+1	158	164	-6	52.7	54.7	4
4	Turkey	3	0	3	0	0+0+0	154	191	-37	51.3	63.7	3



FIBA
U20 WOMEN'S EUROPEAN
CHAMPIONSHIP 2016

U20 European Championship Women Portugal 2016



SCOREBOARD

Group Phase

COMPARATIVE STANDINGS (by game points & goal average)

#	Team	GAMES				STREAK		GAME POINTS				PTS
		P	W	L	%	Last 3	For	Agt	+/-	FA	AA	
1	Italy	3	3	0	100	1+1+1	189	151	38	63	50.3	6
2	France	3	3	0	100	1+1+1	187	151	36	62.3	50.3	6
3	Russia	3	3	0	100	1+1+1	204	165	39	68	55	6
4	Spain	3	2	1	66.7	1+0+1	209	149	60	69.7	49.7	5
5	Portugal	3	2	1	66.7	1+1+0	232	204	28	77.3	68	5
6	SVK	3	2	1	66.7	1+1+0	161	157	4	53.7	52.3	5
7	Germany	3	2	1	66.7	0+1+1	186	182	4	62	60.7	5
8	Poland	3	2	1	66.7	0+1+1	179	183	-4	59.7	61	5
9	Greece	3	1	2	33.3	0+0+1	218	214	4	72.7	71.3	4
10	Latvia	3	1	2	33.3	0+1+0	187	190	-3	62.3	63.3	4
11	Belgium	3	1	2	33.3	0+0+1	158	164	-6	52.7	54.7	4
12	Serbia	3	1	2	33.3	0+1+0	175	183	-8	58.3	61	4
13	Netherlands	3	1	2	33.3	0+0+1	177	214	-37	59	71.3	4
14	Sweden	3	0	3	0	0+0+0	168	202	-34	56	67.3	3
15	Turkey	3	0	3	0	0+0+0	154	191	-37	51.3	63.7	3
16	BIH	3	0	3	0	0+0+0	169	253	-84	56.3	84.3	3



FIBA
U20 WOMEN'S EUROPEAN
CHAMPIONSHIP 2016

FINAL, THIRD - PLACE & CLASSIFICATION 5-8 GAMES

DAY 9

SEMI - FINALS

DAY 8

QUARTER - FINALS

DAY 7

ROUND OF 16

DAY 5

All teams will qualify to the Final Phase, beginning with the Round of 16 on day 5 ranked according to the official classification rules.

GROUP PHASE

DAY 1 - DAY 4

Each team will play three games within their groups on days 1, 2 and 4. **Day 3 will be a rest day.**

CLASSIFICATION 9-16

DAY 7

DAY 8

DAY 9

56	WINNER 47 vs WINNER 48	1st - 2nd place
55	LOSER 47 vs LOSER 48	3rd - 4th place
54	WINNER 45 vs WINNER 46	5th - 6th place
53	LOSER 45 vs LOSER 46	7th - 8th place

48	WINNER 38 vs WINNER 40	1st - 4th place
47	WINNER 37 vs WINNER 39	
46	LOSER 38 vs LOSER 40	5th - 8th place
45	LOSER 37 vs LOSER 39	

40	WINNER 28 vs WINNER 31
39	WINNER 27 vs WINNER 32
38	WINNER 26 vs WINNER 29
37	WINNER 25 vs WINNER 30

DAY 6 REST DAY

25	A1 vs B4	26	A2 vs B3	27	B2 vs A3	28	B1 vs A4
29	C1 vs D4	30	C2 vs D3	31	D2 vs C3	32	D1 vs C4

GROUP A	GROUP B	GROUP C	GROUP D
A1	B1	C1	D1
A2	B2	C2	D2
A3	B3	C3	D3
A4	B4	C4	D4

DAY 6 REST DAY

33	LOSER 25 vs LOSER 30
34	LOSER 26 vs LOSER 29
35	LOSER 27 vs LOSER 32
36	LOSER 28 vs LOSER 31

41	LOSER 33 vs LOSER 35	13th - 16th place
42	LOSER 34 vs LOSER 36	
43	WINNER 33 vs WINNER 35	9th - 12th place
44	WINNER 34 vs WINNER 36	

49	LOSER 41 vs LOSER 42	15th - 16th place
50	WINNER 41 vs WINNER 42	13th - 14th place
51	LOSER 43 vs LOSER 44	11th - 12th place
52	WINNER 43 vs WINNER 44	9th - 10th place

The winners of each Round of 16 will qualify to the Quarter-finals on day 7.

The losers of each Round of 16 will play for 9th - 16th place in the Classification Games.