

**Euroleague 2015-2016**

**Real Madrid-Strasbourg**

Preview Regular Season



Team Stats		
84.1	Points	71.8
38.3	Rebounds	33.4
13.0	O. Rebounds	9.8
25.3	D. Rebounds	23.7
19.1	Assists	18.0
5.8	Steals	7.8
3.8	Blocks	2.8
13.3	Turnovers	15.3
54.4 %	2PT	50.3 %
32.5 %	3PT	32.7 %
78.1 %	FT	76.7 %
97.3	Index	75.8
94.7	Index	88.7

[Team Stats - Real Madrid](#)

[Team Stats - Strasbourg](#)

Preview Regular Season

Player Stats		
Ave.	Points	Ave.
<u>14.4 / Llull</u>		<u>11.7 / Golubovic</u>
<u>7.9 / Ayon</u>	Rebounds	<u>5.9 / Golubovic</u>
<u>2.8 / Ayon</u>	OR	<u>2.2 / Golubovic</u>
<u>5.1 / Ayon</u>	DR	<u>3.7 / Golubovic</u>
<u>5.8 / Rodriguez</u>	Assists	<u>3.8 / Campbell</u>
<u>1.7 / Ayon</u>	Steals	<u>1.2 / Beaubois</u>
<u>1.6 / Ayon</u>	Blocks	<u>0.7 / Weems</u>
<u>2.0 / Ayon</u>	Turnovers	<u>3.0 / Campbell</u>
<u>71.0 % / Ayon</u>	2PT	<u>66.7 % / Fofana</u>
<u>38.9 % / Thompkins</u>	3PT	<u>39.5 % / Campbell</u>
<u>100.0 %</u>	FT	<u>100.0 % / Beaubois</u>
<u>20.0 / Ayon</u>	Index	<u>13.6 / Golubovic</u>

[Team Roster - Real Madrid](#)

[Team Roster - Strasbourg](#)



Points/Minutes

Golubovic, Vladimir	0,56
Beaubois, Rodrigue	0,48
Campbell, Louis	0,33
Weems, Kyle	0,34
Collins, Mardy	0,38
Leloup, Jeremy	0,34
Lacombe, Paul	0,21
Travis, Romeo	0,30
Fofana, Bangaly	0,26
Duport, Romain	0,34
Howard, Matt	0,32
Ntilikina, Frank	0,26

Pir/Minutes

Golubovic, Vladimir	0,65
Beaubois, Rodrigue	0,32
Campbell, Louis	0,36
Weems, Kyle	0,26
Collins, Mardy	0,36
Leloup, Jeremy	0,36
Lacombe, Paul	0,30
Travis, Romeo	0,45
Fofana, Bangaly	0,35
Duport, Romain	0,28
Howard, Matt	0,46
Ntilikina, Frank	-0,17

Strasbourg--Khimki Moscow Region (69-78)

Strasbourg			
Starting Five			
Minutes	Puntos	Rebounds	Assists
59,0%	68,1%	48,3%	68,4%
Other Equipment			
Minutes	Puntos	Rebounds	Assists
41,0%	31,9%	51,7%	31,6%

Points/Minutes

Llull, Sergio	0,57
Ayon, Gustavo	0,49
Reyes, Felipe	0,51
Rodriguez, Sergio	0,38
Fernandez, Rudy	0,38
Thompkins, Trey	0,47
Taylor, Jeffery	0,31
Maciulis, Jonas	0,21
Nocioni, Andres	0,33
Hernangomez, Willy	0,38
Doncic, Luka	0,31

Pir/Minutes

Llull, Sergio	0,53
Ayon, Gustavo	0,81
Reyes, Felipe	0,69
Rodriguez, Sergio	0,52
Fernandez, Rudy	0,45
Thompkins, Trey	0,40
Taylor, Jeffery	0,22
Maciulis, Jonas	0,11
Nocioni, Andres	0,28
Hernangomez, Willy	0,49
Doncic, Luka	0,44

Fc Bayern Munich--Real Madrid (67-86)

Real Madrid			
Starting Five			
Minutes	Puntos	Rebounds	Assists
67,0%	70,9%	63,2%	84,0%
Other Equipment			
Minutes	Puntos	Rebounds	Assists
33,0%	29,1%	36,8%	16,0%

# Euroleague 2015-2016 (Game 9)

Fc Bayern Munich--Real Madrid (67-86)

Real Madrid



#	Player	Min	Pts	2FG		3FG		FT		Rebounds			BI		Fouls		
				M-A	M-A	M-A	O	D	T	As	St	To	Fv	Ag	Cm	Rv	Pir
14	<a href="#">Ayon, Gustavo</a>	27:48:00	22	8/10		6/7	1	8	9	4	6	2	3		4	6	41
23	<a href="#">Llull, Sergio</a>	31:10:00	18	2/2	4/9	2/2		1	1	5		2			2	3	18
33	<a href="#">Thompkins, Trey</a>	15:06	11	1/2	3/3		1	1	2	0		2			5		5
13	<a href="#">Rodriguez, Sergio</a>	30:12:00	9	2/4	1/5	2/2		4	4	10		2			2	6	19
8	<a href="#">Maciulis, Jonas</a>	22:29	7	1/2	1/3	2/2	1	2	3	0		1			2	1	5
44	<a href="#">Taylor, Jeffery</a>	24:08:00	6	3/4	0/1		1	2	3	1	1			1	2		6
9	<a href="#">Reyes, Felipe</a>	22:30	5	2/5	0/1	1/2	2	5	7	2		1	1		1	5	13
7	<a href="#">Doncic, Luka</a>	6:30	4	1/1	0/2	2/2		1	1	2		1	1			1	6
4	<a href="#">Ndour, Maurice</a>	5:37	2	1/2	0/1			1	1	0					2		-1
20	<a href="#">Carroll, Jaycee</a>	7:50	2	1/4	0/1				0	1				1	1		-3
41	<a href="#">Hernangomez, Willy</a>	6:40	0	0/1			2	5	7	0				1	1	1	5
6	<a href="#">Nocioni, Andres</a>	DNP															
Team							3	1	4			2					2
Totals		200:00:00	86	22/37	9/26	15/17	11	31	42	25	7	13	5	3	22	23	116
				59.5%	34.6%	88.2%											

Q1	Q2	Q3	Q4
18/20	20/16	13/29	16/21

[REPORT](#)



# Strasbourg--Khimki Moscow Region (69-78)

Strasbourg

#	Player	Min	Pts	2FG		3FG		FT		Rebounds			BI		Fouls		
				M-A	M-A	M-A	O	D	T	As	St	To	Fv	Ag	Cm	Rv	PIR
34	<a href="#">Weems, Kyle</a>	32:50:00	14	4/7	2/6			2	2	3	2		3	1	4		12
3	<a href="#">Beaubois, Rodrigue</a>	19:26	13	2/5	3/6			1	1	2	1	2	2	1	3	1	8
32	<a href="#">Golubovic, Vladimir</a>	22:20	12	4/4		4/6	2	3	5	1	1	5			5	3	10
6	<a href="#">Lacombe, Paul</a>	27:29:00	6	3/7	0/1		1	4	5	5	1	3	1	1	3	2	8
13	<a href="#">Campbell, Louis</a>	29:42:00	6	0/2	2/3			2	2	5		4			1	4	9
49	<a href="#">Duport, Romain</a>	7:32	6	3/5			1		1	0					1		4
1	<a href="#">Collins, Mardy</a>	21:54	5	2/5	0/1	1/2		4	4	1		2	1		2	2	4
54	<a href="#">Howard, Matt</a>	15:08	5	0/2	1/1	2/2	3	2	5	0	1	1			1	1	8
9	<a href="#">Leloup, Jeremy</a>	13:31	2	1/3			1	3	4	2				2	2	3	5
21	<a href="#">Fofana, Bangaly</a>	10:08	0	0/1					0	0			1		1		-1
17	<a href="#">Ntilikina, Frank</a>	DNP															
Team								2	2								2
Totals		200:00:00	69	19/41	8/18	7/10	8	23	31	19	6	17	8	5	23	16	69
				46.3%	44.4%	70%											

Q1	Q2	Q3	Q4
24/20	19/25	14/14	12/19

[REPORT](#)

# Euroleague 2015-2016 (Game 5)

Strasbourg--Real Madrid (93-86)

Strasbourg



#	Player	Min	Pts	2FG			3FG			FT			Rebounds			BI		Fouls		
				M-A	M-A	M-A	O	D	T	As	St	To	Fv	Ag	Cm	Rv	Pir			
13	<a href="#">Campbell, Louis</a>	30:44:00	23	5/6	4/5	1/1	1		1	1			4			3	3	19		
3	<a href="#">Beaubois, Rodrigue</a>	27:23:00	16	6/10	1/4	1/1		3	3	6	1	1		1	2	4	19			
1	<a href="#">Collins, Mardy</a>	25:07:00	14	6/8	0/2	2/2		2	2	4	1				3	1	15			
34	<a href="#">Weems, Kyle</a>	22:00	12	1/3	3/5	1/1		4	4	2		1	1		4	2	12			
19	<a href="#">Travis, Romeo</a>	18:00	8	4/6			2	3	5	1	1	1	1		2		11			
32	<a href="#">Golubovic, Vladimir</a>	13:22	8	3/7		2/3	3	1	4	1	1	1		2	1	4	9			
9	<a href="#">Leloup, Jeremy</a>	18:51	4	2/2	0/3			1	1	2	3				4	4	7			
49	<a href="#">Duport, Romain</a>	16:38	4	2/5			1	3	4	1					2		4			
6	<a href="#">Lacombe, Paul</a>	20:06	2	1/7			2	1	3	3	1	2		3	4	1	-5			
21	<a href="#">Fofana, Bangaly</a>	7:49	2	1/1			1	1	2	1		1			5	3	2			
17	<a href="#">Ntilikina, Frank</a>	DNP																		
Team							2	1	3			1					2			
Totals		200:00:00	93	31/55	8/19	7/8	12	20	32	22	8	12	2	6	30	22	95			
				56.4%	42.1%	87.5%														

Q1	Q2	Q3	Q4
24/25	27/19	27/19	15/23

**REPORT**

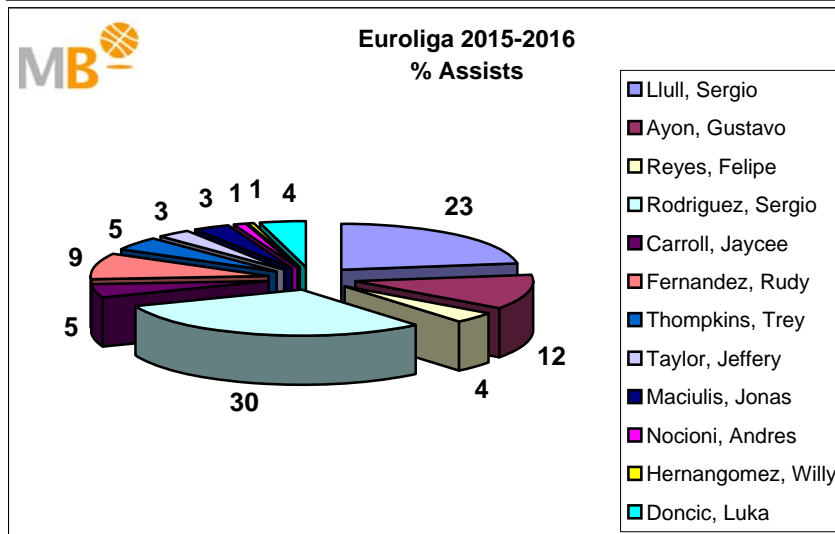
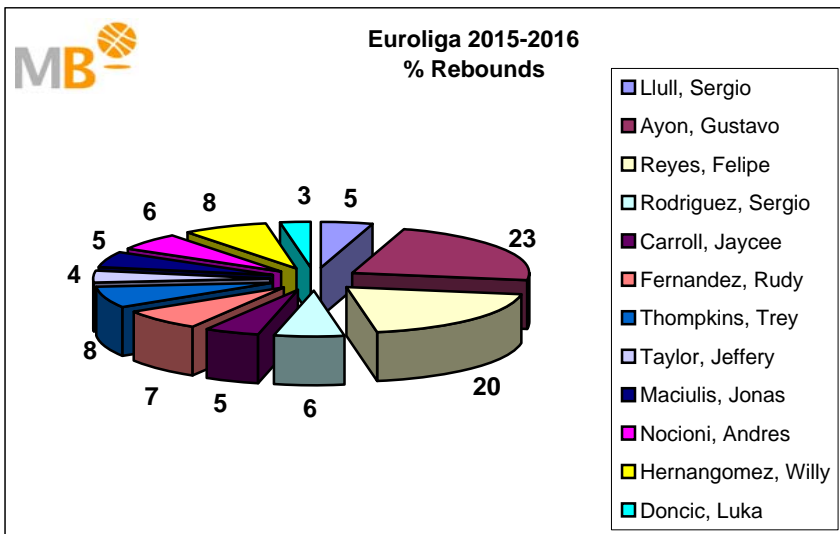
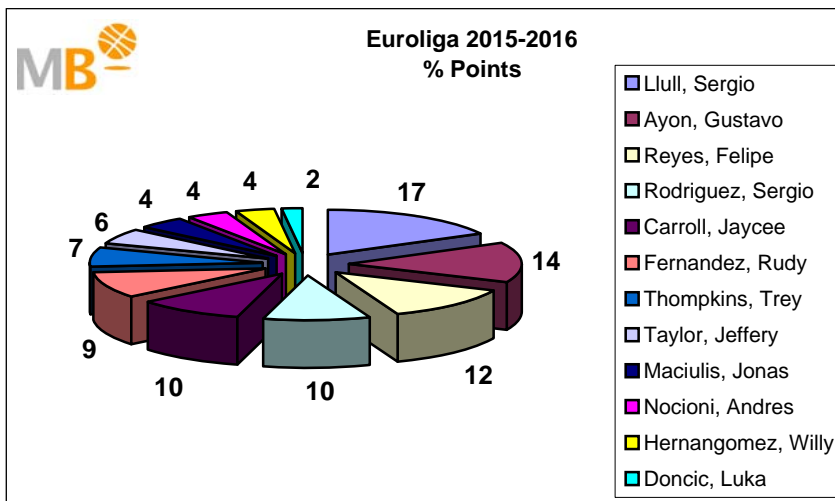
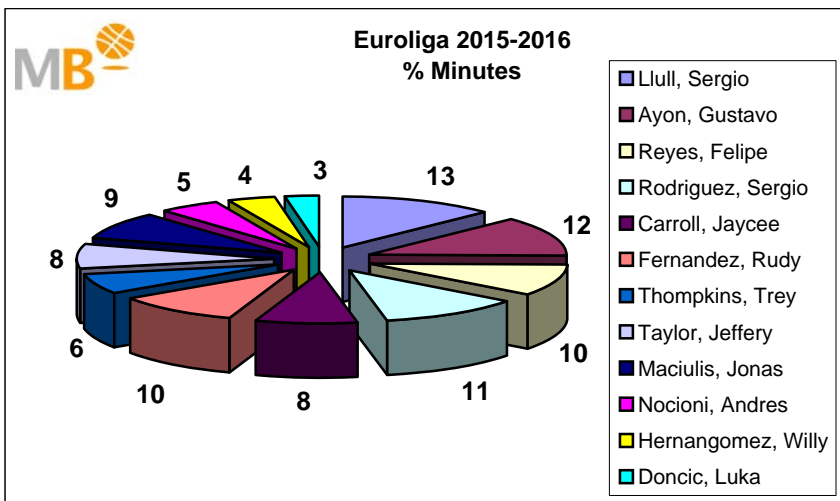


## Real Madrid

#	Player	Min	Pts	2FG			3FG			FT			Rebounds			BI		Fouls		
				M-A	M-A	M-A	O	D	T	As	St	To	Fv	Ag	Cm	Rv	PIR			
44	<a href="#">Taylor, Jeffery</a>	27:51:00	21	8/8	1/2	2/4		3	3			1			3	3	20			
23	<a href="#">Llull, Sergio</a>	23:26	20	2/3	4/5	4/4		2	2	6	2	3	1		4	3	25			
5	<a href="#">Fernandez, Rudy</a>	32:52:00	17	4/4	1/6	6/6	1	2	3	1	2				1	5	22			
9	<a href="#">Reyes, Felipe</a>	20:41	9	1/5		7/8	2	5	7		1	4		1	3	7	11			
13	<a href="#">Rodriguez, Sergio</a>	19:28	7	3/4	0/5	1/3		2	2	3		2		1	1	3	3			
14	<a href="#">Ayon, Gustavo</a>	13:47	3	0/1		3/4	1	2	3			2	4		3	4	7			
20	<a href="#">Carroll, Jaycee</a>	9:33	3	0/1	1/1		1		1			1			2					
41	<a href="#">Hernangomez, Willy</a>	15:34	3	1/2		1/1	2	2	4			1	1		2	1	5			
6	<a href="#">Nocioni, Andres</a>	15:26	2	1/3	0/4		2	2	4						1	1				
8	<a href="#">Maciulis, Jonas</a>	21:22	1		0/3	1/2		1	1	2	1	1			3	3				
7	<a href="#">Doncic, Luka</a>	DNP																		
33	<a href="#">Thompkins, Trey</a>	DNP																		
Team							1		1			1								
Totals		200:00:00	86	20/31	6/26	25/32	10	21	31	12	6	16	6	2	23	30	93			
				64.5%	26.9%	78.1%														

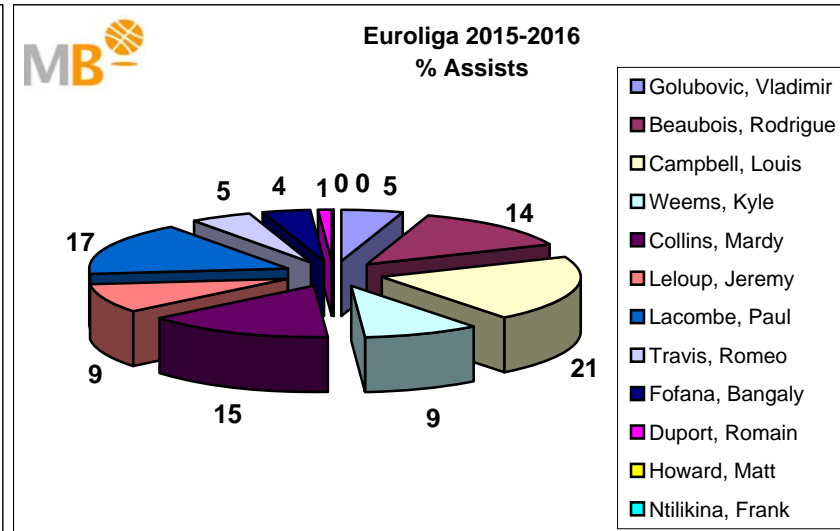
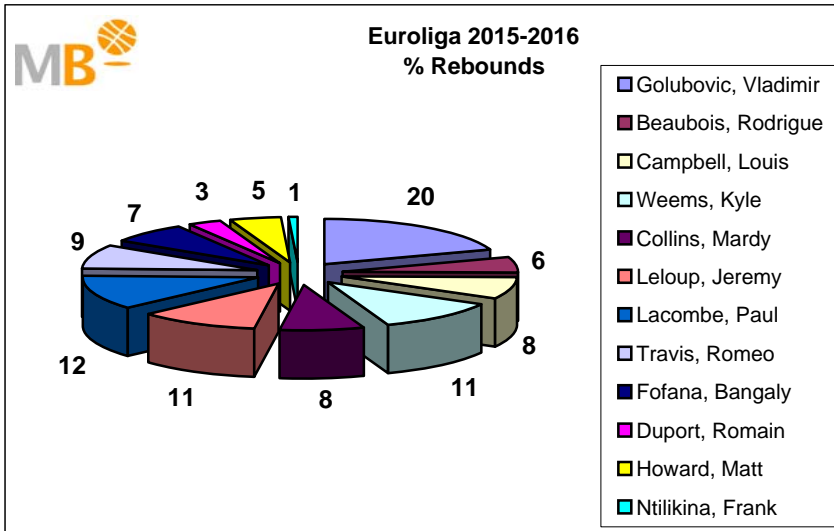
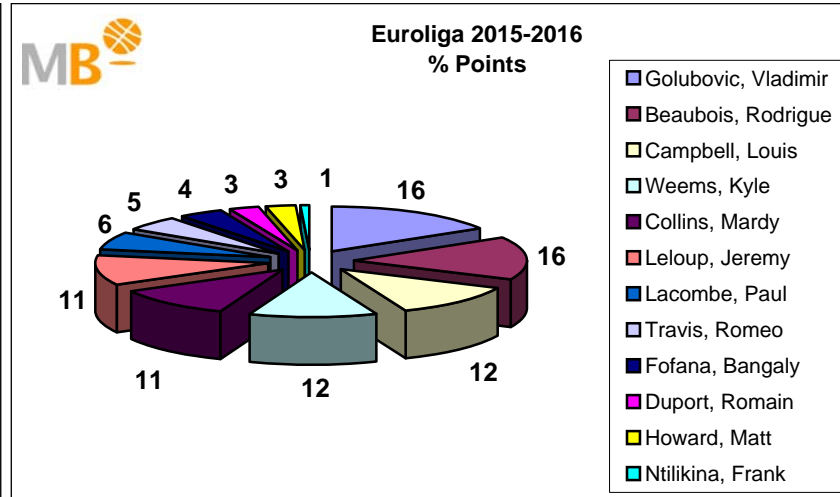
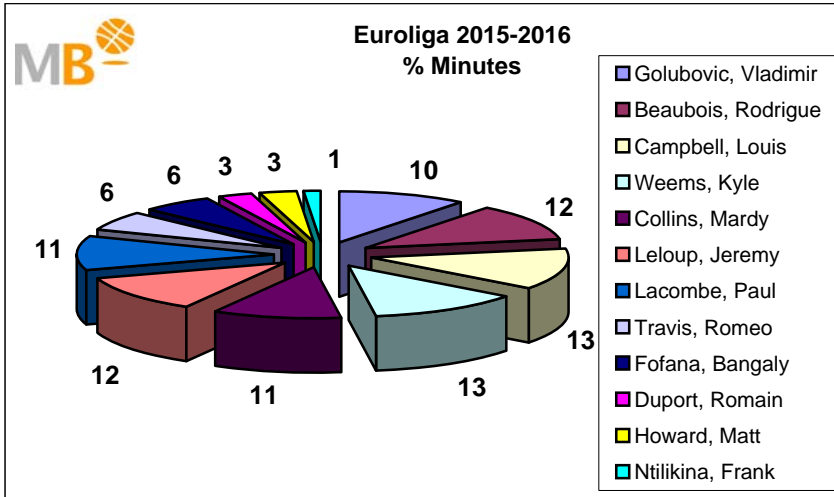
# Euroleague 2015-2016

## Accumulated - Regular Season Real Madrid



# Euroleague 2015-2016

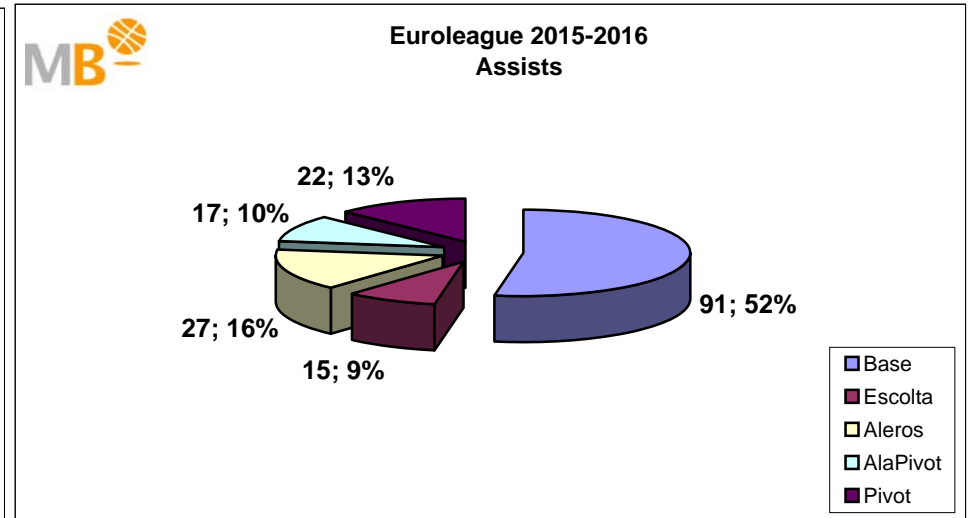
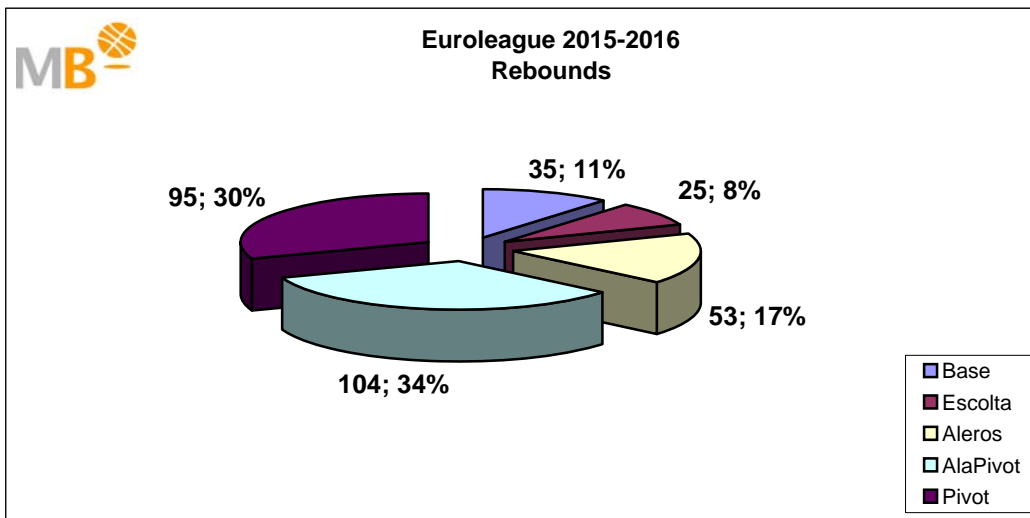
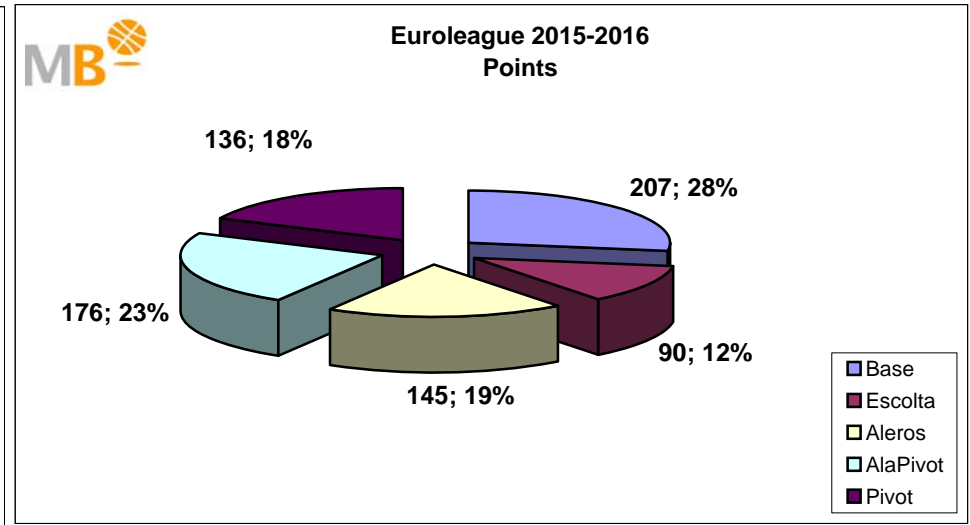
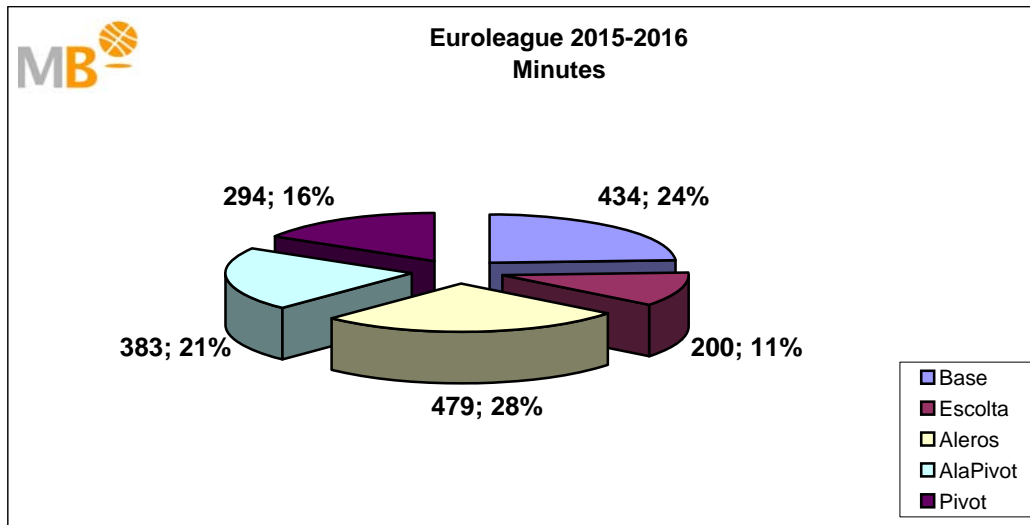
## Accumulated - Regular Season Strasbourg



# Euroleague 2015-2016

## Real Madrid

Jugadores	G	Min	Pts	Reb	As
B Sergio-Llull		434	207	35	91
E Carroll-Doncic		200	90	25	15
A Maciulis-Rudy-Taylor		479	145	53	27
AP Reyes-Thompkins-Nocioni		383	176	104	17
P Ayón-Hernangomez		294	136	95	22
TOTAL	9				



# Euroleague 2015-2016

## Real Madrid

### Average Statistics - Regular Season



Player	G	GS	Min	Pts	2FG	3FG	FT	Rebounds			As	St	To	Blocks		Fouls		Pir
					M-A	M-A	M-A	O	D	T				Fv	Ag	Cm	Rv	
<u>Lull, Sergio</u>	9	9	25:29:00	<b>14,4</b>	47.4%	33.9%	82.9%	0,1	1,6	<b>1,7</b>	<b>4,3</b>	0,7	2	0,3	0,3	2,3	4,1	<b>13,6</b>
<u>Ayon, Gustavo</u>	9	9	24:41:00	<b>12,1</b>	71%		63.6%	2,8	5,1	<b>7,9</b>	<b>2,3</b>	1,7	2	1,6	0,3	2,9	3	<b>20</b>
<u>Reyes, Felipe</u>	9	7	20:11	<b>10,3</b>	49.1%	20%	82.9%	2,6	4,2	<b>6,8</b>	<b>0,8</b>	0,9	1,9	0,3	0,8	2,7	4,6	<b>13,9</b>
<u>Fernandez, Rudy</u>	7	6	26:23:00	<b>10</b>	52.2%	38.5%	84.2%	1,3	2	<b>3,3</b>	<b>2,3</b>	0,7	1,7	0,1	0,3	1,6	3,4	<b>12</b>
<u>Rodriguez, Sergio</u>	9	2	22:48	<b>8,6</b>	42.9%	30.2%	73.7%	0,1	2,1	<b>2,2</b>	<b>5,8</b>	0,4	1,3		0,3	1,8	4	<b>11,9</b>
<u>Carroll, Jaycee</u>	9	3	16:54	<b>8,3</b>	52%	36.8%	100%	0,8	1	<b>1,8</b>	<b>0,9</b>	0,4	0,6		0,4	1,4	1,7	<b>6,7</b>
<u>Thompkins, Trey</u>	7	1	16:20	<b>7,7</b>	45.8%	38.9%	100%	1,1	2,3	<b>3,4</b>	<b>1,1</b>	0,1	0,9	0,3	0,4	2,4	1	<b>6,6</b>
<u>Taylor, Jeffery</u>	7	0	19:28	<b>6</b>	68.2%	28.6%	54.5%	0,3	1,6	<b>1,9</b>	<b>0,7</b>	0,3	0,6	0,1	0,3	2,6	1,1	<b>4,3</b>
<u>Hernangomez, Willy</u>	7	0	10:15	<b>3,9</b>	66.7%		42.9%	1,1	2,3	<b>3,4</b>	<b>0,1</b>	0,3	0,9	0,6	0,4	1,4	0,9	<b>5</b>
<u>Doncic, Luka</u>	4	0	12:07	<b>3,8</b>	50%	16.7%	100%	0,5	1,8	<b>2,3</b>	<b>1,8</b>		1,3	0,3		0,8	1	<b>5,3</b>
<u>Maciulis, Jonas</u>	9	7	17:35	<b>3,7</b>	42.9%	26.3%	75%	0,2	1,7	<b>1,9</b>	<b>0,7</b>	0,3	0,8		0,3	2	1,1	<b>1,9</b>
<u>Nocioni, Andres</u>	8	1	10:50	<b>3,6</b>	44.4%	28.6%	100%	0,4	2	<b>2,4</b>	<b>0,3</b>	0,3	0,6	0,6	0,1	1,8	0,9	<b>3</b>
Average			200:00:00	<b>84,1</b>	<b>54.4%</b>	<b>32.5%</b>	<b>78.1%</b>	<b>13,0</b>	<b>25,3</b>	<b>38,3</b>	<b>19,1</b>	<b>5,8</b>	<b>13,3</b>	<b>3,8</b>	<b>3,8</b>	<b>21,6</b>	<b>24,8</b>	<b>97,3</b>

## Strasbourg

### Average Statistics - Regular Season

Player	G	GS	Min	Pts	2FG	3FG	FT	Rebounds			As	St	To	Blocks		Fouls		Pir
					%	%	%	O	D	T				Fv	Ag	Cm	Rv	
<u>Golubovic, Vladimir</u>	9	6	20:56	<b>11,7</b>	55.3%		67.7%	2,2	3,7	<b>5,9</b>	<b>0,9</b>	0,9	1,7	0,2	0,8	1,6	2,9	<b>13,6</b>
<u>Beaubois, Rodrigue</u>	9	9	23:28	<b>11,2</b>	42.9%	35%	100%	0,3	1,3	<b>1,7</b>	<b>2,4</b>	1,2	1,8	0,4	1	2,6	2,2	<b>7,4</b>
<u>Campbell, Louis</u>	9	5	25:51:00	<b>8,7</b>	40%	39.5%	90%	0,8	1,6	<b>2,3</b>	<b>3,8</b>	0,9	3	0,1	0,3	1,6	3,2	<b>9,4</b>
<u>Weems, Kyle</u>	9	9	25:02:00	<b>8,4</b>	43.9%	30%	66.7%	0,4	3	<b>3,4</b>	<b>1,7</b>	1	1	0,7	0,3	2,9	1,3	<b>6,4</b>
<u>Collins, Mardy</u>	9	6	21:35	<b>8,1</b>	56.3%	30.8%	63.6%	0,1	2,2	<b>2,3</b>	<b>2,8</b>	0,6	2,1	0,1	0,2	1,7	1,7	<b>7,8</b>
<u>Leloup, Jeremy</u>	9	7	23:04	<b>7,8</b>	57.1%	26.7%	93.3%	1,1	2,2	<b>3,3</b>	<b>1,7</b>	1	1,1		0,3	2,8	2,6	<b>8,2</b>
<u>Howard, Matt</u>	3	0	18:45	<b>6</b>	45.5%	100%	62.5%	1,7	2,7	<b>4,3</b>	<b>0</b>	1	1			0,7	2	<b>8,7</b>
<u>Travis, Romeo</u>	6	0	18:06	<b>5,5</b>	55.6%		100%	1,2	2,7	<b>3,8</b>	<b>1,3</b>	0,8	0,7	0,5	0,5	1,5	1	<b>8,2</b>
<u>Lacombe, Paul</u>	9	0	21:39	<b>4,6</b>	43.3%	28.6%	75%	0,7	3	<b>3,7</b>	<b>3</b>	0,8	2,3	0,4	0,4	2,8	2,3	<b>6,4</b>
<u>Duport, Romain</u>	5	0	10:41	<b>3,6</b>	56.3%			0,4	1,2	<b>1,6</b>	<b>0,4</b>	0,2				1,6	0,2	<b>3</b>
<u>Fofana, Bangaly</u>	9	3	11:35	<b>3</b>	66.7%		77.8%	1,2	1	<b>2,2</b>	<b>0,7</b>	0,4	0,7	0,4	0,1	2,3	1,1	<b>4</b>
<u>Ntilikina, Frank</u>	4	0	5:41	<b>1,5</b>	33.3%		50%	0,5		<b>0,5</b>	<b>0</b>		0,8		0,3	0,8	0,5	<b>-1</b>
Average			200:00:00	<b>71,8</b>	<b>50.3%</b>	<b>32.7%</b>	<b>76.7%</b>	<b>9,8</b>	<b>23,7</b>	<b>33,4</b>	<b>18,0</b>	<b>7,8</b>	<b>15,3</b>	<b>2,8</b>	<b>4,0</b>	<b>20,6</b>	<b>19,0</b>	<b>75,8</b>

# Euroleague 2015-2016

## Real Madrid

### Accumulated Statistics - Regular Season



Player	G	GS	Min	Pts	2FG	3FG	FT	Rebounds			As	St	To	Blocks		Fouls		Pir
					M-A	M-A	M-A	O	D	T				Fv	Ag	Cm	Rv	
<u>Llull, Sergio</u>	9	9	229	<b>130</b>	18/38	20/59	34/41	1	14	<b>15</b>	<b>39</b>	6	18	3	3	21	37	<b>122</b>
<u>Ayon, Gustavo</u>	9	9	222	<b>109</b>	44/62		21/33	25	46	<b>71</b>	<b>21</b>	15	18	14	3	26	27	<b>180</b>
<u>Reyes, Felipe</u>	9	7	182	<b>93</b>	28/57	1/5	34/41	23	38	<b>61</b>	<b>7</b>	8	17	3	7	24	41	<b>125</b>
<u>Rodriguez, Sergio</u>	9	2	205	<b>77</b>	12/28	13/43	14/19	1	19	<b>20</b>	<b>52</b>	4	12		3	16	36	<b>107</b>
<u>Carroll, Jaycee</u>	9	3	152	<b>75</b>	13/25	14/38	7/7	7	9	<b>16</b>	<b>8</b>	4	5		4	13	15	<b>60</b>
<u>Fernandez, Rudy</u>	7	6	185	<b>70</b>	12/23	10/26	16/19	9	14	<b>23</b>	<b>16</b>	5	12	1	2	11	24	<b>84</b>
<u>Thompkins, Trey</u>	7	1	114	<b>54</b>	11/24	7/18	11/11	8	16	<b>24</b>	<b>8</b>	1	6	2	3	17	7	<b>46</b>
<u>Taylor, Jeffery</u>	7	0	136	<b>42</b>	15/22	2/7	6/11	2	11	<b>13</b>	<b>5</b>	2	4	1	2	18	8	<b>30</b>
<u>Maciulis, Jonas</u>	9	7	158	<b>33</b>	6/14	5/19	6/8	2	15	<b>17</b>	<b>6</b>	3	7		3	18	10	<b>17</b>
<u>Nocioni, Andres</u>	8	1	87	<b>29</b>	4/9	6/21	3/3	3	16	<b>19</b>	<b>2</b>	2	5	5	1	14	7	<b>24</b>
<u>Hernangomez, Willy</u>	7	0	72	<b>27</b>	12/18		3/7	8	16	<b>24</b>	<b>1</b>	2	6	4	3	10	6	<b>35</b>
<u>Doncic, Luka</u>	4	0	48	<b>15</b>	2/4	1/6	8/8	2	7	<b>9</b>	<b>7</b>		5	1		3	4	<b>21</b>
<b>Totals</b>			1800:00:00	<b>757</b>	<b>178/327</b>	<b>79/243</b>	<b>164/210</b>	<b>117</b>	<b>228</b>	<b>345</b>	<b>172</b>	<b>52</b>	<b>120</b>	<b>34</b>	<b>34</b>	<b>194</b>	<b>223</b>	<b>876</b>
<b>Average</b>			200:00:00	<b>84,1</b>	<b>54.4%</b>	<b>32.5%</b>	<b>78.1%</b>	<b>13,0</b>	<b>25,3</b>	<b>38,3</b>	<b>19,1</b>	<b>5,8</b>	<b>13,3</b>	<b>3,8</b>	<b>3,8</b>	<b>21,6</b>	<b>24,8</b>	<b>97,3</b>

## Strasbourg

### Accumulated Statistics - Regular Season

Player	G	GS	Min	Pts	2FG	3FG	FT	Rebounds			As	St	To	Blocks		Fouls		Pir
					%	%	%	O	D	T				Fv	Ag	Cm	Rv	
<u>Golubovic, Vladimir</u>	9	6	188	<b>105</b>	42/76		21/31	20	33	<b>53</b>	<b>8</b>	8	15	2	7	14	26	<b>122</b>
<u>Beaubois, Rodrigue</u>	9	9	211	<b>101</b>	24/56	14/40	11/11	3	12	<b>15</b>	<b>22</b>	11	16	4	9	23	20	<b>67</b>
<u>Campbell, Louis</u>	9	5	233	<b>78</b>	12/30	15/38	9/10	7	14	<b>21</b>	<b>34</b>	8	27	1	3	14	29	<b>85</b>
<u>Weems, Kyle</u>	9	9	225	<b>76</b>	18/41	12/40	4/6	4	27	<b>31</b>	<b>15</b>	9	9	6	3	26	12	<b>58</b>
<u>Collins, Mardy</u>	9	6	194	<b>73</b>	27/48	4/13	7/11	1	20	<b>21</b>	<b>25</b>	5	19	1	2	15	15	<b>70</b>
<u>Leloup, Jeremy</u>	9	7	207	<b>70</b>	16/28	1/8	14/15	10	20	<b>30</b>	<b>15</b>	9	10		3	25	23	<b>74</b>
<u>Lacombe, Paul</u>	9	0	195	<b>41</b>	13/30	2/7	9/12	6	27	<b>33</b>	<b>27</b>	7	21	4	4	25	21	<b>58</b>
<u>Travis, Romeo</u>	6	0	109	<b>33</b>	15/27	0/1	3/3	7	16	<b>23</b>	<b>8</b>	5	4	3	3	9	6	<b>49</b>
<u>Fofana, Bangaly</u>	9	3	104	<b>27</b>	10/15		7/9	11	9	<b>20</b>	<b>6</b>	4	6	4	1	21	10	<b>36</b>
<u>Duport, Romain</u>	5	0	53	<b>18</b>	9/16			2	6	<b>8</b>	<b>2</b>	1				8	1	<b>15</b>
<u>Howard, Matt</u>	3	0	56	<b>18</b>	5/11	1/1	5/8	5	8	<b>13</b>	<b>0</b>	3	3			2	6	<b>26</b>
<u>Ntilikina, Frank</u>	4	0	23	<b>6</b>	2/6	0/1	2/4	2		<b>2</b>	<b>0</b>		3		1	3	2	<b>-4</b>
<b>Totals</b>			1800:00:00	<b>646</b>	<b>193/384</b>	<b>56/171</b>	<b>92/120</b>	<b>88</b>	<b>213</b>	<b>301</b>	<b>162</b>	<b>70</b>	<b>138</b>	<b>25</b>	<b>36</b>	<b>185</b>	<b>171</b>	<b>682</b>
<b>Average</b>			200:00:00	<b>71,8</b>	<b>50.3%</b>	<b>32.7%</b>	<b>76.7%</b>	<b>9,8</b>	<b>23,7</b>	<b>33,4</b>	<b>18,0</b>	<b>7,8</b>	<b>15,3</b>	<b>2,8</b>	<b>4,0</b>	<b>20,6</b>	<b>19,0</b>	<b>75,8</b>