



# MagBasket

EL BALONCESTO DEL SIGLO XXI

## Euroliga 2017-2018



### Puntos por Minuto

|                   | Final | Playoff | RS   |
|-------------------|-------|---------|------|
| Ayon, Gustavo     | 0,39  | 0,37    | 0,42 |
| Campazzo, Facundo | 0,00  | NP      | 0,35 |
| Carroll, Jaycee   | 0,67  | 0,54    | 0,59 |
| Causeur, Fabien   | 0,52  | 0,16    | 0,38 |

|                   | Final | Playoff | RS   |
|-------------------|-------|---------|------|
| Doncic, Luka      | 0,53  | 0,40    | 0,66 |
| Fernandez, Rudy   | 0,32  | 0,31    | 0,40 |
| Llull, Sergio     | 0,62  | 0,50    | NP   |
| Randolph, Anthony | 0,24  | 0,46    | 0,47 |

|                 | Final | Playoff | RS   |
|-----------------|-------|---------|------|
| Reyes, Felipe   | 0,38  | 0,76    | 0,53 |
| Tavares, Walter | 0,43  | 0,28    | 0,38 |
| Taylor, Jeffery | 0,19  | 0,29    | 0,29 |
| Thompkins, Trey | 0,81  | 0,52    | 0,43 |

### Rebotes por Minuto

|                   | Final | Playoff | RS   |
|-------------------|-------|---------|------|
| Ayon, Gustavo     | 0,32  | 0,18    | 0,27 |
| Campazzo, Facundo | 0,13  | NP      | 0,10 |
| Carroll, Jaycee   | 0,07  | 0,07    | 0,05 |
| Causeur, Fabien   | 0,09  | 0,09    | 0,09 |

|                   | Final | Playoff | RS   |
|-------------------|-------|---------|------|
| Doncic, Luka      | 0,17  | 0,19    | 0,19 |
| Fernandez, Rudy   | 0,21  | 0,09    | 0,13 |
| Llull, Sergio     | 0,00  | 0,05    | NP   |
| Randolph, Anthony | 0,14  | 0,17    | 0,22 |

|                 | Final | Playoff | RS   |
|-----------------|-------|---------|------|
| Reyes, Felipe   | 0,17  | 0,20    | 0,29 |
| Tavares, Walter | 0,17  | 0,36    | 0,31 |
| Taylor, Jeffery | 0,13  | 0,05    | 0,10 |
| Thompkins, Trey | 0,41  | 0,27    | 0,23 |

### Asistencias por Minuto

|                   | Final | Playoff | RS   |
|-------------------|-------|---------|------|
| Ayon, Gustavo     | 0,05  | 0,15    | 0,12 |
| Campazzo, Facundo | 0,07  | NP      | 0,20 |
| Carroll, Jaycee   | 0,11  | 0,02    | 0,03 |
| Causeur, Fabien   | 0,11  | 0,14    | 0,10 |

|                   | Final | Playoff | RS   |
|-------------------|-------|---------|------|
| Doncic, Luka      | 0,10  | 0,11    | 0,18 |
| Fernandez, Rudy   | 0,15  | 0,14    | 0,13 |
| Llull, Sergio     | 0,21  | 0,29    | NP   |
| Randolph, Anthony | 0,10  | 0,03    | 0,07 |

|                 | Final | Playoff | RS   |
|-----------------|-------|---------|------|
| Reyes, Felipe   | 0,00  | 0,09    | 0,05 |
| Tavares, Walter | 0,07  | 0,00    | 0,03 |
| Taylor, Jeffery | 0,03  | 0,02    | 0,06 |
| Thompkins, Trey | 0,07  | 0,05    | 0,05 |

### Valoración por Minuto

|                   | Final | Playoff | RS   |
|-------------------|-------|---------|------|
| Ayon, Gustavo     | 0,46  | 0,58    | 0,66 |
| Campazzo, Facundo | -0,07 | NP      | 0,46 |
| Carroll, Jaycee   | 0,44  | 0,47    | 0,44 |
| Causeur, Fabien   | 0,70  | 0,23    | 0,39 |

|                   | Final | Playoff | RS   |
|-------------------|-------|---------|------|
| Doncic, Luka      | 0,59  | 0,61    | 0,88 |
| Fernandez, Rudy   | 0,47  | 0,33    | 0,49 |
| Llull, Sergio     | 0,32  | 0,39    | NP   |
| Randolph, Anthony | 0,29  | 0,36    | 0,59 |

|                 | Final | Playoff | RS   |
|-----------------|-------|---------|------|
| Reyes, Felipe   | 0,45  | 1,20    | 0,67 |
| Tavares, Walter | 0,57  | 0,64    | 0,60 |
| Taylor, Jeffery | 0,10  | 0,02    | 0,26 |
| Thompkins, Trey | 1,33  | 0,53    | 0,49 |

NP: No participó

# Euroliga 2017-2018

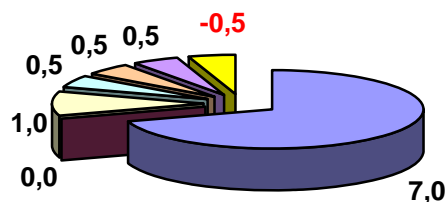
## Real Madrid (Comparativa)



| Jugador                    | P            | 5i | Min | Pts | 2FG % | 3FG % | FT %  | Rebounds |     |     | As  | Re  | Pe  | Taponos |     | Faltas |     | Val  |      |
|----------------------------|--------------|----|-----|-----|-------|-------|-------|----------|-----|-----|-----|-----|-----|---------|-----|--------|-----|------|------|
|                            |              |    |     |     |       |       |       | O        | D   | T   |     |     |     | Fv      | Ag  | Co     | Re  |      |      |
| <b>Final Four</b>          |              |    |     |     |       |       |       |          |     |     |     |     |     |         |     |        |     |      |      |
| 11 <u>Facundo Campazzo</u> | 2            | 2  | 7   | 0   |       | 0%    |       |          |     | 1   | 1   | 0,5 | 0,5 | 0,5     |     |        | 1,5 | 0,5  | -0,5 |
| <b>Playoff</b>             |              |    |     |     |       |       |       |          |     |     |     |     |     |         |     |        |     |      |      |
| 11 <u>Facundo Campazzo</u> | No Participó |    |     |     |       |       |       |          |     |     |     |     |     |         |     |        |     |      |      |
| <b>Regular Season</b>      |              |    |     |     |       |       |       |          |     |     |     |     |     |         |     |        |     |      |      |
| 11 <u>Facundo Campazzo</u> | 28           | 26 | 24  | 8,4 | 41,9% | 38,3% | 83,3% | 0,3      | 2,3 | 2,5 | 4,8 | 1,5 | 2,1 | 0,1     | 0,2 | 2,6    | 3,4 | 11,1 |      |



Euroliga 2017-2018 (Final Four)  
Media por Partido  
Facundo Campazzo



- Minutos
- Puntos
- Rebotes
- Asistencias
- Recuperaciones
- Perdidas
- Valoración



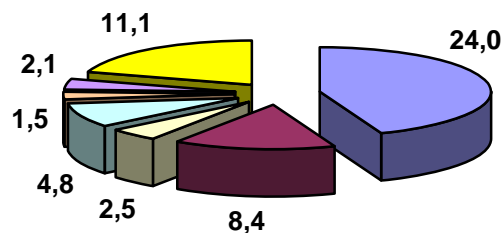
Euroliga 2017-2018 (Playoff)  
Media por Partido  
Facundo Campazzo  
**No Participó**



- Minutos
- Puntos
- Rebotes
- Asistencias
- Recuperaciones
- Perdidas
- Valoración



Euroliga 2017-2018 (Regular Season)  
Media por Partido  
Facundo Campazzo



- Minutos
- Puntos
- Rebotes
- Asistencias
- Recuperaciones
- Perdidas
- Valoración

# Euroliga 2017-2018

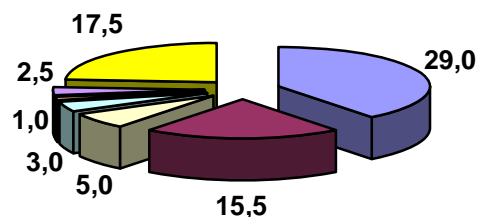
## Real Madrid (Comparativa)



| Jugador               | P  | Si | Min | Pts  | 2FG % | 3FG % | FT %  | Rebounds |     |     | As  | Re  | Pe  | Taponos |     | Faltas |     | Val  |
|-----------------------|----|----|-----|------|-------|-------|-------|----------|-----|-----|-----|-----|-----|---------|-----|--------|-----|------|
|                       |    |    |     |      |       |       |       | O        | D   | T   |     |     |     | Fv      | Ag  | Co     | Re  |      |
| <b>Final Four</b>     |    |    |     |      |       |       |       |          |     |     |     |     |     |         |     |        |     |      |
| 7 <u>Luka Doncic</u>  | 2  | 2  | 29  | 15,5 | 40,0% | 30,0% | 77,8% |          | 5   | 5   | 3   | 1   | 2,5 | 0,5     |     | 3,5    | 7   | 17,5 |
| <b>Playoff</b>        |    |    |     |      |       |       |       |          |     |     |     |     |     |         |     |        |     |      |
| 7 <u>Luka Doncic</u>  | 4  | 4  | 26  | 10,5 | 26,7% | 42,9% | 88,9% | 0,5      | 4,5 | 5   | 3   | 0,5 | 2   |         |     | 2,3    | 6,5 | 16   |
| <b>Regular Season</b> |    |    |     |      |       |       |       |          |     |     |     |     |     |         |     |        |     |      |
| 7 <u>Luka Doncic</u>  | 27 | 11 | 26  | 16,9 | 61,5% | 32,2% | 81,3% | 0,9      | 3,9 | 4,8 | 4,6 | 1,2 | 2,3 | 0,4     | 0,2 | 1,3    | 5,6 | 22,7 |



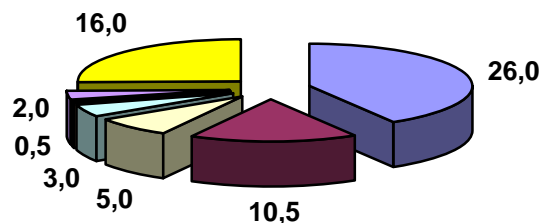
**Euroliga 2017-2018 (Final Four)**  
Media por Partido  
Luka Doncic



- Minutos
- Puntos
- Rebotes
- Asistencias
- Recuperaciones
- Perdidas
- Valoración



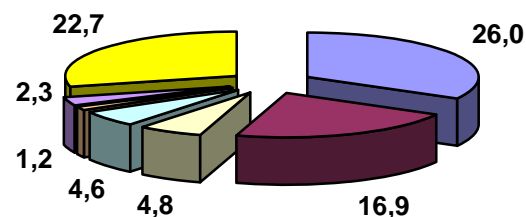
**Euroliga 2017-2018 (Playoff)**  
Media por Partido  
Luka Doncic



- Minutos
- Puntos
- Rebotes
- Asistencias
- Recuperaciones
- Perdidas
- Valoración



**Euroliga 2017-2018 (Regular Season)**  
Media por Partido  
Luka Doncic



- Minutos
- Puntos
- Rebotes
- Asistencias
- Recuperaciones
- Perdidas
- Valoración

# Euroliga 2017-2018

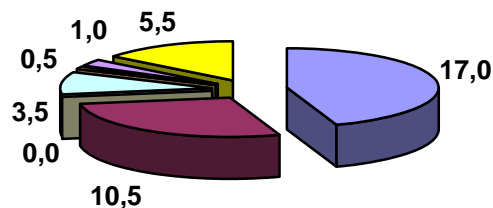
## Real Madrid (Comparativa)



| Jugador               | P            | 5i | Min | Pts  | 2FG % | 3FG % | FT %  | Rebounds |   |   | As  | Re  | Pe | Tapones |     | Faltas |    | Val |     |
|-----------------------|--------------|----|-----|------|-------|-------|-------|----------|---|---|-----|-----|----|---------|-----|--------|----|-----|-----|
|                       |              |    |     |      |       |       |       | O        | D | T |     |     |    | Fv      | Ag  | Co     | Re |     |     |
| <b>Final Four</b>     |              |    |     |      |       |       |       |          |   |   |     |     |    |         |     |        |    |     |     |
| 23 Sergio Llull       | 2            | 0  | 17  | 10,5 | 37,5% | 40,0% | 75,0% |          |   | 0 | 3,5 | 0,5 | 1  |         |     |        | 3  | 1   | 5,5 |
| <b>Playoff</b>        |              |    |     |      |       |       |       |          |   |   |     |     |    |         |     |        |    |     |     |
| 23 Sergio Llull       | 2            | 0  | 19  | 9,5  | 25,0% | 35,7% | 33,3% |          | 1 | 1 | 5,5 | 0,5 | 1  |         | 0,5 | 2,5    | 3  | 7,5 |     |
| <b>Regular Season</b> |              |    |     |      |       |       |       |          |   |   |     |     |    |         |     |        |    |     |     |
| 23 Sergio Llull       | No Participó |    |     |      |       |       |       |          |   |   |     |     |    |         |     |        |    |     |     |



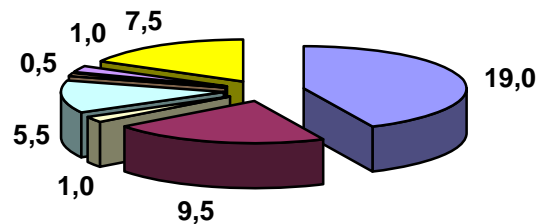
**Euroliga 2017-2018 (Final Four)**  
Media por Partido  
Sergio Llull



- Minutos
- Puntos
- Rebotos
- Asistencias
- Recuperaciones
- Perdidas
- Valoración



**Euroliga 2017-2018 (Playoff)**  
Media por Partido  
Sergio Llull



- Minutos
- Puntos
- Rebotos
- Asistencias
- Recuperaciones
- Perdidas
- Valoración



**Euroliga 2017-2018 (Regular Season)**  
Media por Partido  
Sergio Llull  
No Participó

- Minutos
- Puntos
- Rebotos
- Asistencias
- Recuperaciones
- Perdidas
- Valoración

# Euroliga 2017-2018

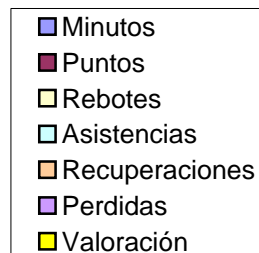
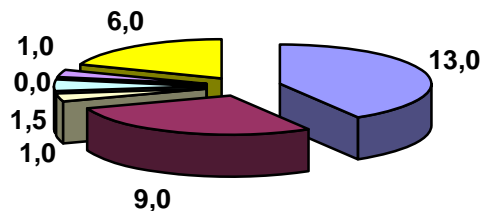
## Real Madrid (Comparativa)



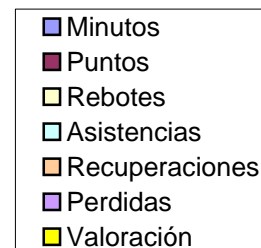
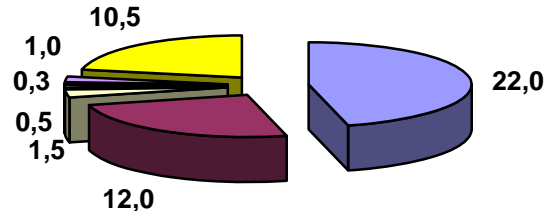
| Jugador                  | P  | Si | Min | Pts | 2FG % | 3FG % | FT %   | Rebounds |     |     | As  | Re  | Pe  | Tapones |     | Faltas |     | Val  |   |
|--------------------------|----|----|-----|-----|-------|-------|--------|----------|-----|-----|-----|-----|-----|---------|-----|--------|-----|------|---|
|                          |    |    |     |     |       |       |        | O        | D   | T   |     |     |     | Fv      | Ag  | Co     | Re  |      |   |
| <b>Final Four</b>        |    |    |     |     |       |       |        |          |     |     |     |     |     |         |     |        |     |      |   |
| 20 <u>Jaycee Carroll</u> | 2  | 0  | 13  | 9   | 20,0% | 50,0% | 50,0%  |          | 1   | 1   | 1,5 |     | 1   |         |     |        | 0,5 | 1    | 6 |
| <b>Playoff</b>           |    |    |     |     |       |       |        |          |     |     |     |     |     |         |     |        |     |      |   |
| 20 <u>Jaycee Carroll</u> | 4  | 0  | 22  | 12  | 57,1% | 61,5% | 100,0% | 0,5      | 1   | 1,5 | 0,5 | 0,3 | 1   | 0,3     | 0,5 | 2      | 2,3 | 10,5 |   |
| <b>Regular Season</b>    |    |    |     |     |       |       |        |          |     |     |     |     |     |         |     |        |     |      |   |
| 20 <u>Jaycee Carroll</u> | 30 | 5  | 15  | 9,1 | 58,8% | 43,2% | 97,3%  | 0,2      | 0,6 | 0,8 | 0,5 | 0,4 | 0,5 | 0,2     | 0,1 | 1,5    | 1,1 | 6,7  |   |



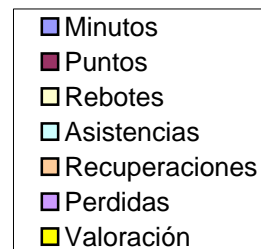
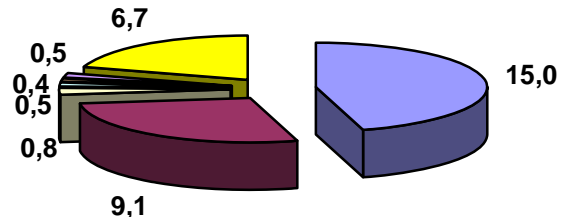
**Euroliga 2017-2018 (Final Four)**  
Media por Partido  
Jaycee Carroll



**Euroliga 2017-2018 (Playoff)**  
Media por Partido  
Jaycee Carroll



**Euroliga 2017-2018 (Regular Season)**  
Media por Partido  
Jaycee Carroll



# Euroliga 2017-2018

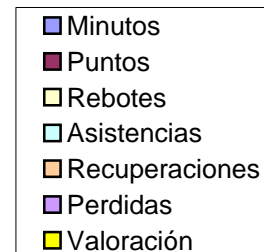
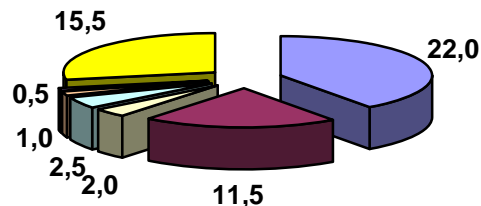
## Real Madrid (Comparativa)



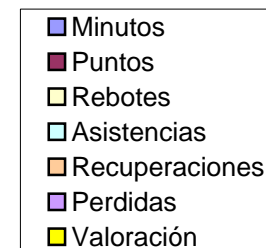
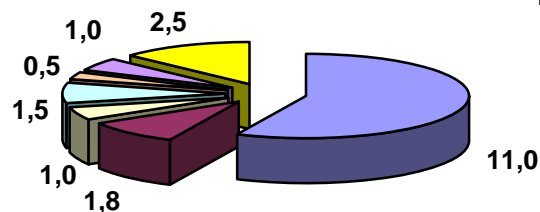
| Jugador                 | P  | 5i | Min | Pts  | 2FG % | 3FG %  | FT %  | Rebounds |     |     | As  | Re  | Pe  | Tapones |     | Faltas |     | Val  |
|-------------------------|----|----|-----|------|-------|--------|-------|----------|-----|-----|-----|-----|-----|---------|-----|--------|-----|------|
|                         |    |    |     |      |       |        |       | O        | D   | T   |     |     |     | Fv      | Ag  | Co     | Re  |      |
| <b>Final Four</b>       |    |    |     |      |       |        |       |          |     |     |     |     |     |         |     |        |     |      |
| 1 <b>Fabien Causeur</b> | 2  | 1  | 22  | 11,5 | 25,0% | 100,0% | 75,0% | 1        | 1   | 2   | 2,5 | 1   | 0,5 | 0,5     | 0,5 | 1,5    | 3   | 15,5 |
| <b>Playoff</b>          |    |    |     |      |       |        |       |          |     |     |     |     |     |         |     |        |     |      |
| 1 <b>Fabien Causeur</b> | 4  | 4  | 11  | 1,8  | 42,9% | 0%     | 50,0% |          | 1   | 1   | 1,5 | 0,5 | 1   | 0,3     | 0,3 | 0,5    | 1,3 | 2,5  |
| <b>Regular Season</b>   |    |    |     |      |       |        |       |          |     |     |     |     |     |         |     |        |     |      |
| 1 <b>Fabien Causeur</b> | 30 | 19 | 19  | 7,2  | 61,5% | 41,7%  | 71,4% | 0,4      | 1,3 | 1,7 | 1,9 | 0,4 | 1   | 0,1     | 0,2 | 1,6    | 1,6 | 7,3  |



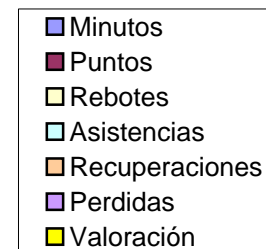
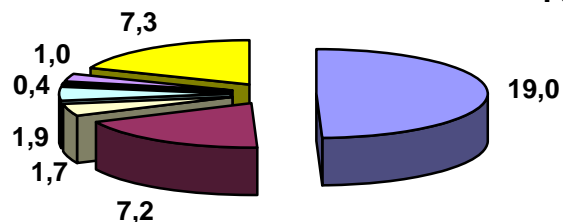
**Euroliga 2017-2018 (Final Four)**  
Media por Partido  
Fabien Causeur



**Euroliga 2017-2018 (Playoff)**  
Media por Partido  
Fabien Causeur



**Euroliga 2017-2018 (Regular Season)**  
Media por Partido  
Fabien Causeur



# Euroliga 2017-2018

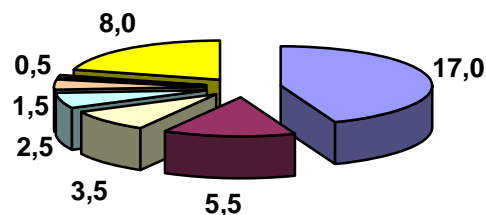
## Real Madrid (Comparativa)



| Jugador               | P  | 5i | Min | Pts | 2FG % | 3FG % | FT %  | Rebounds |     |     | As  | Re  | Pe  | Taponos |    | Faltas |     | Val |
|-----------------------|----|----|-----|-----|-------|-------|-------|----------|-----|-----|-----|-----|-----|---------|----|--------|-----|-----|
|                       |    |    |     |     |       |       |       | O        | D   | T   |     |     |     | Fv      | Ag | Co     | Re  |     |
| <b>Final Four</b>     |    |    |     |     |       |       |       |          |     |     |     |     |     |         |    |        |     |     |
| 5 Rudy Fernandez      | 2  | 0  | 17  | 5,5 | 75,0% | 20,0% | 50,0% | 0,5      | 3   | 3,5 | 2,5 | 1,5 | 0,5 |         |    | 2      | 1   | 8   |
| <b>Playoff</b>        |    |    |     |     |       |       |       |          |     |     |     |     |     |         |    |        |     |     |
| 5 Rudy Fernandez      | 4  | 0  | 22  | 6,8 | 16,7% | 27,3% | 88,9% | 1,3      | 0,8 | 2   | 3   | 0,5 | 1,5 |         |    | 3      | 3,3 | 7,3 |
| <b>Regular Season</b> |    |    |     |     |       |       |       |          |     |     |     |     |     |         |    |        |     |     |
| 5 Rudy Fernandez      | 25 | 2  | 19  | 7,6 | 41,0% | 38,9% | 91,7% | 0,6      | 1,8 | 2,4 | 2,6 | 0,6 | 0,7 | 0,2     |    | 1,2    | 1,5 | 9,3 |



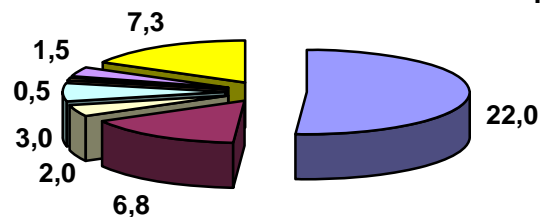
**Euroliga 2017-2018 (Final Four)**  
Media por Partido  
Rudy Fernandez



- Minutos
- Puntos
- Rebobos
- Asistencias
- Recuperaciones
- Perdidas
- Valoración



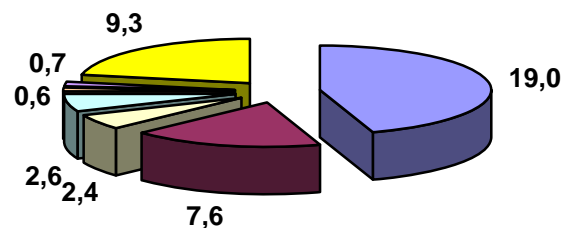
**Euroliga 2017-2018 (Playoff)**  
Media por Partido  
Rudy Fernandez



- Minutos
- Puntos
- Rebobos
- Asistencias
- Recuperaciones
- Perdidas
- Valoración



**Euroliga 2017-2018 (Regular Season)**  
Media por Partido  
Rudy Fernandez



- Minutos
- Puntos
- Rebobos
- Asistencias
- Recuperaciones
- Perdidas
- Valoración

# Euroliga 2017-2018

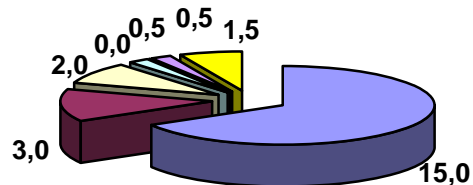
## Real Madrid (Comparativa)



| Jugador                  | P  | Si | Min | Pts | 2FG % | 3FG % | FT %  | Rebounds |     |     | As  | Re  | Pe  | Tapones |     | Faltas |     | Val |
|--------------------------|----|----|-----|-----|-------|-------|-------|----------|-----|-----|-----|-----|-----|---------|-----|--------|-----|-----|
|                          |    |    |     |     |       |       |       | O        | D   | T   |     |     |     | Fv      | Ag  | Co     | Re  |     |
| <b>Final Four</b>        |    |    |     |     |       |       |       |          |     |     |     |     |     |         |     |        |     |     |
| 44 <b>Jeffery Taylor</b> | 2  | 1  | 15  | 3   | 50,0% | 0%    | 50,0% | 1,5      | 0,5 | 2   | 0,5 | 0,5 |     | 0,5     |     | 1,5    | 1   | 1,5 |
| <b>Playoff</b>           |    |    |     |     |       |       |       |          |     |     |     |     |     |         |     |        |     |     |
| 44 <b>Jeffery Taylor</b> | 4  | 4  | 21  | 6   | 61,5% | 9,1%  | 41,7% |          | 1   | 1   | 0,5 | 0,3 | 0,5 | 0,5     | 0,5 | 3      | 1,8 | 0,5 |
| <b>Regular Season</b>    |    |    |     |     |       |       |       |          |     |     |     |     |     |         |     |        |     |     |
| 44 <b>Jeffery Taylor</b> | 28 | 18 | 21  | 6,1 | 44,4% | 40,7% | 79,5% | 0,9      | 1,2 | 2,1 | 1,3 | 0,6 | 0,8 | 0,1     | 0,4 | 2      | 1,5 | 5,5 |



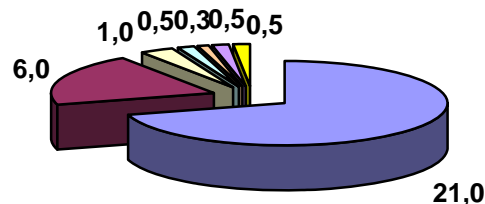
Euroliga 2017-2018 (Final Four)  
Media por Partido  
Jeffery Taylor



- Minutos
- Puntos
- Rebotos
- Asistencias
- Recuperaciones
- Perdidas
- Valoración



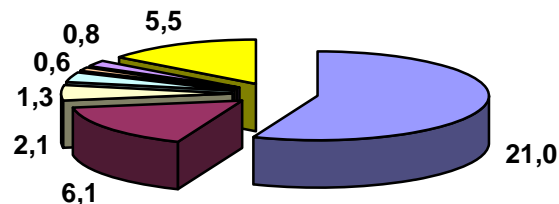
Euroliga 2017-2018 (Playoff)  
Media por Partido  
Jeffery Taylor



- Minutos
- Puntos
- Rebotos
- Asistencias
- Recuperaciones
- Perdidas
- Valoración



Euroliga 2017-2018 (Regular Season)  
Media por Partido  
Jeffery Taylor



- Minutos
- Puntos
- Rebotos
- Asistencias
- Recuperaciones
- Perdidas
- Valoración



# Euroliga 2017-2018

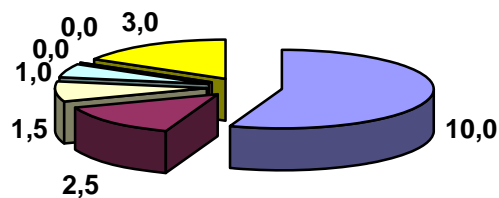
## Real Madrid (Comparativa)



| Jugador                   | P  | Si | Min | Pts | 2FG % | 3FG %  | FT %  | Rebounds |     |     | As  | Re  | Pe  | Taponos |    | Faltas |     | Val |      |
|---------------------------|----|----|-----|-----|-------|--------|-------|----------|-----|-----|-----|-----|-----|---------|----|--------|-----|-----|------|
|                           |    |    |     |     |       |        |       | O        | D   | T   |     |     |     | Fv      | Ag | Co     | Re  |     |      |
| <b>Final Four</b>         |    |    |     |     |       |        |       |          |     |     |     |     |     |         |    |        |     |     |      |
| 3 <u>Anthony Randolph</u> | 2  | 0  | 10  | 2,5 | 33,3% | 100,0% |       | 0,5      | 1   | 1,5 | 1   |     |     |         |    |        | 1   |     | 3    |
| <b>Playoff</b>            |    |    |     |     |       |        |       |          |     |     |     |     |     |         |    |        |     |     |      |
| 3 <u>Anthony Randolph</u> | 4  | 1  | 15  | 6,8 | 55,6% | 0%     | 87,5% | 0,8      | 1,8 | 2,5 | 0,5 |     | 1,5 |         |    |        | 1,3 | 2   | 5,3  |
| <b>Regular Season</b>     |    |    |     |     |       |        |       |          |     |     |     |     |     |         |    |        |     |     |      |
| 3 <u>Anthony Randolph</u> | 15 | 10 | 20  | 9,4 | 55,1% | 34,2%  | 59,3% | 1,6      | 2,8 | 4,4 | 1,4 | 0,9 | 0,8 | 0,5     |    |        | 1,5 | 2,1 | 11,7 |



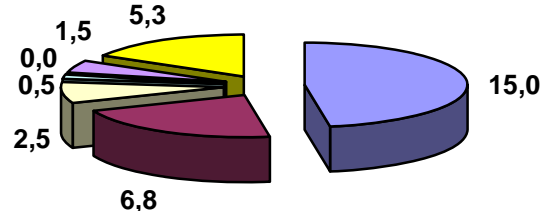
**Euroliga 2017-2018 (Final Four)**  
Media por Partido  
**Anthony Randolph**



- Minutos
- Puntos
- Rebobos
- Asistencias
- Recuperaciones
- Perdidas
- Valoración



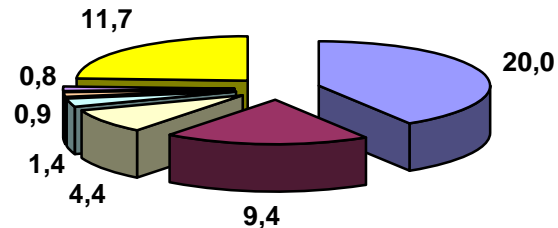
**Euroliga 2017-2018 (Playoff)**  
Media por Partido  
**Anthony Randolph**



- Minutos
- Puntos
- Rebobos
- Asistencias
- Recuperaciones
- Perdidas
- Valoración



**Euroliga 2017-2018 (Regular Season)**  
Media por Partido  
**Anthony Randolph**



- Minutos
- Puntos
- Rebobos
- Asistencias
- Recuperaciones
- Perdidas
- Valoración

# Euroliga 2017-2018

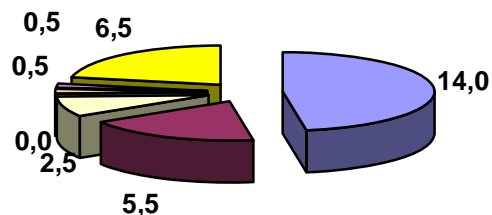
## Real Madrid (Comparativa)



| Jugador               | P  | 5i | Min | Pts | 2FG % | 3FG %  | FT %  | Rebounds |     |     | As  | Re  | Pe  | Taponos |     | Faltas |     | Val  |
|-----------------------|----|----|-----|-----|-------|--------|-------|----------|-----|-----|-----|-----|-----|---------|-----|--------|-----|------|
|                       |    |    |     |     |       |        |       | O        | D   | T   |     |     |     | Fv      | Ag  | Co     | Re  |      |
| <b>Final Four</b>     |    |    |     |     |       |        |       |          |     |     |     |     |     |         |     |        |     |      |
| 9 Felipe Reyes        | 2  | 2  | 14  | 5,5 | 57,1% |        | 75,0% | 0,5      | 2   | 2,5 | 0   | 0,5 | 0,5 |         | 1   | 2      | 3,5 | 6,5  |
| <b>Playoff</b>        |    |    |     |     |       |        |       |          |     |     |     |     |     |         |     |        |     |      |
| 9 Felipe Reyes        | 4  | 0  | 11  | 8,8 | 61,5% | 100,0% | 86,7% | 1        | 1,3 | 2,3 | 1   |     |     | 0,3     |     | 0,5    | 3,8 | 13,8 |
| <b>Regular Season</b> |    |    |     |     |       |        |       |          |     |     |     |     |     |         |     |        |     |      |
| 9 Felipe Reyes        | 29 | 5  | 16  | 8,5 | 58,7% | 20,0%  | 78,4% | 1,9      | 2,8 | 4,7 | 0,9 | 0,2 | 1,4 | 0,2     | 0,3 | 2,7    | 3,5 | 10,8 |



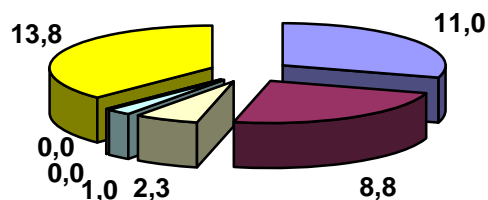
**Euroliga 2017-2018 (Final Four)**  
Media por Partido  
Felipe Reyes



- Minutos
- Puntos
- Rebotes
- Asistencias
- Recuperaciones
- Perdidas
- Valoración



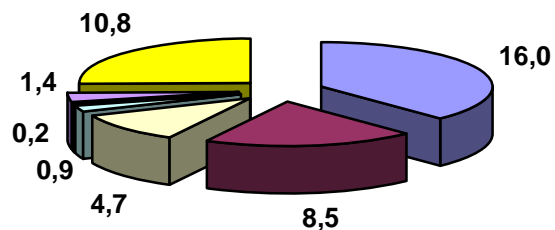
**Euroliga 2017-2018 (Playoff)**  
Media por Partido  
Felipe Reyes



- Minutos
- Puntos
- Rebotes
- Asistencias
- Recuperaciones
- Perdidas
- Valoración



**Euroliga 2017-2018 (Regular Season)**  
Media por Partido  
Felipe Reyes



- Minutos
- Puntos
- Rebotes
- Asistencias
- Recuperaciones
- Perdidas
- Valoración

# Euroliga 2017-2018

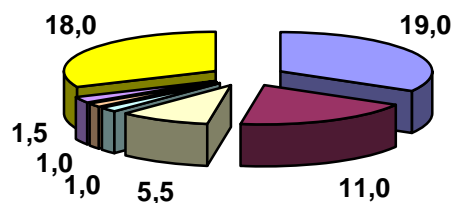
## Real Madrid (Comparativa)



| Jugador                  | P  | Si | Min | Pts | 2FG % | 3FG % | FT %   | Rebounds |     |     | As  | Re  | Pe  | Tapones |     | Faltas |     | Val  |
|--------------------------|----|----|-----|-----|-------|-------|--------|----------|-----|-----|-----|-----|-----|---------|-----|--------|-----|------|
|                          |    |    |     |     |       |       |        | O        | D   | T   |     |     |     | Fv      | Ag  | Co     | Re  |      |
| <b>Final Four</b>        |    |    |     |     |       |       |        |          |     |     |     |     |     |         |     |        |     |      |
| 33 <u>Trey Thompkins</u> | 2  | 0  | 19  | 11  | 60,0% | 50,0% | 100,0% | 2        | 3,5 | 5,5 | 1   | 1   | 1,5 | 0,5     |     | 0,5    | 3   | 18   |
| <b>Playoff</b>           |    |    |     |     |       |       |        |          |     |     |     |     |     |         |     |        |     |      |
| 33 <u>Trey Thompkins</u> | 4  | 3  | 18  | 9,5 | 46,2% | 50,0% | 72,7%  | 0,5      | 4,5 | 5   | 1   | 0,5 | 1,3 |         | 0,3 | 2,5    | 1,8 | 9,8  |
| <b>Regular Season</b>    |    |    |     |     |       |       |        |          |     |     |     |     |     |         |     |        |     |      |
| 33 <u>Trey Thompkins</u> | 23 | 13 | 22  | 9,4 | 55,2% | 40,5% | 85,7%  | 0,8      | 4,3 | 5,1 | 1,1 | 0,7 | 0,7 | 0,3     | 0,2 | 1,9    | 1   | 10,8 |



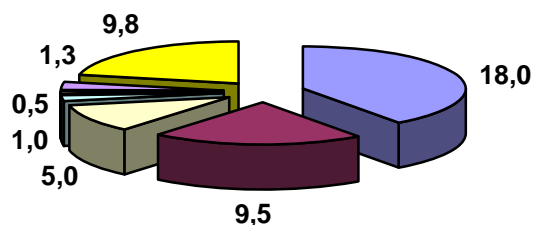
Euroliga 2017-2018 (Final Four)  
Media por Partido  
Trey Thompkins



- Minutos
- Puntos
- Rebotes
- Asistencias
- Recuperaciones
- Perdidas
- Valoración



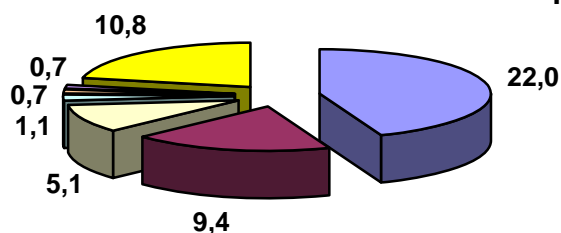
Euroliga 2017-2018 (Playoff)  
Media por Partido  
Trey Thompkins



- Minutos
- Puntos
- Rebotes
- Asistencias
- Recuperaciones
- Perdidas
- Valoración



Euroliga 2017-2018 (Regular Season)  
Media por Partido  
Trey Thompkins



- Minutos
- Puntos
- Rebotes
- Asistencias
- Recuperaciones
- Perdidas
- Valoración

# Euroliga 2017-2018

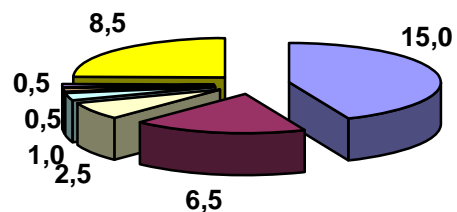
## Real Madrid (Comparativa)



| Jugador                  | P  | 5i | Min | Pts | 2FG %  | 3FG % | FT %  | Rebounds |     |     | As  | Re  | Pe  | Tapones |     | Faltas |     | Val  |
|--------------------------|----|----|-----|-----|--------|-------|-------|----------|-----|-----|-----|-----|-----|---------|-----|--------|-----|------|
|                          |    |    |     |     |        |       |       | O        | D   | T   |     |     |     | Fv      | Ag  | Co     | Re  |      |
| <b>Final Four</b>        |    |    |     |     |        |       |       |          |     |     |     |     |     |         |     |        |     |      |
| 22 <u>Walter Tavares</u> | 2  | 0  | 15  | 6,5 | 100,0% |       | 50,0% | 1        | 1,5 | 2,5 | 1   | 0,5 | 0,5 | 2       |     | 4,5    | 2,5 | 8,5  |
| <b>Playoff</b>           |    |    |     |     |        |       |       |          |     |     |     |     |     |         |     |        |     |      |
| 22 <u>Walter Tavares</u> | 4  | 1  | 10  | 2,8 | 75,0%  |       | 62,5% | 1,5      | 2   | 3,5 | 0   | 0,5 | 0,8 | 0,3     |     | 0,8    | 1,8 | 6,3  |
| <b>Regular Season</b>    |    |    |     |     |        |       |       |          |     |     |     |     |     |         |     |        |     |      |
| 22 <u>Walter Tavares</u> | 23 | 22 | 19  | 7,1 | 66,3%  |       | 63,8% | 2,4      | 3,4 | 5,9 | 0,5 | 0,4 | 0,8 | 1,7     | 0,3 | 2,7    | 1,9 | 11,5 |



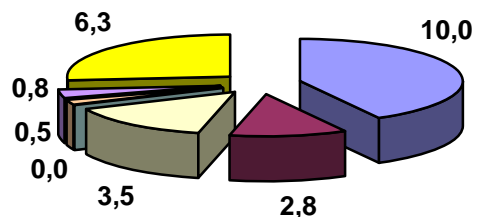
**Euroliga 2017-2018 (Final Four)**  
Media por Partido  
Walter Tavares



- Minutos
- Puntos
- Rebotos
- Asistencias
- Recuperaciones
- Perdidas
- Valoración



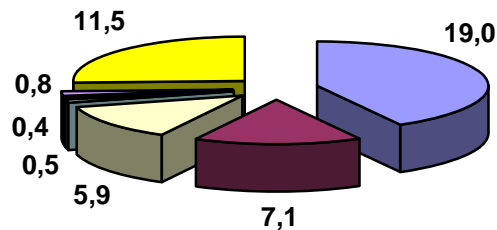
**Euroliga 2017-2018 (Playoff)**  
Media por Partido  
Walter Tavares



- Minutos
- Puntos
- Rebotos
- Asistencias
- Recuperaciones
- Perdidas
- Valoración



**Euroliga 2017-2018 (Regular Season)**  
Media por Partido  
Walter Tavares



- Minutos
- Puntos
- Rebotos
- Asistencias
- Recuperaciones
- Perdidas
- Valoración

# Euroliga 2017-2018

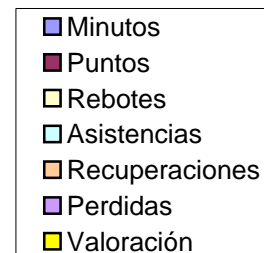
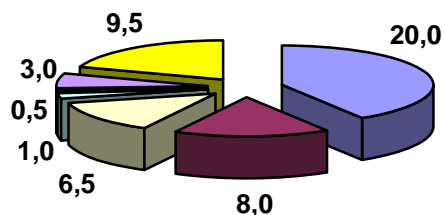
## Real Madrid (Comparativa)



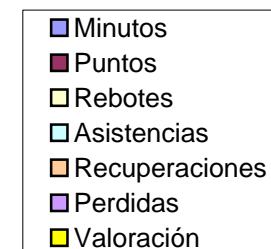
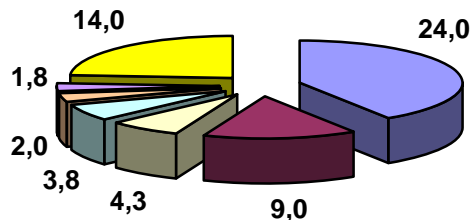
| Jugador                | P  | 5i | Min | Pts | 2FG % | 3FG % | FT %  | Rebounds |     |     | As  | Re  | Pe  | Taponos |     | Faltas |     | Val  |
|------------------------|----|----|-----|-----|-------|-------|-------|----------|-----|-----|-----|-----|-----|---------|-----|--------|-----|------|
|                        |    |    |     |     |       |       |       | O        | D   | T   |     |     |     | Fv      | Ag  | Co     | Re  |      |
| <b>Final Four</b>      |    |    |     |     |       |       |       |          |     |     |     |     |     |         |     |        |     |      |
| 14 <b>Gustavo Ayon</b> | 2  | 2  | 20  | 8   | 54,5% |       | 40,0% | 2,5      | 4   | 6,5 | 1   | 0,5 | 3   | 0,5     | 0,5 | 2,5    | 4,5 | 9,5  |
| <b>Playoff</b>         |    |    |     |     |       |       |       |          |     |     |     |     |     |         |     |        |     |      |
| 14 <b>Gustavo Ayon</b> | 4  | 3  | 24  | 9   | 62,5% |       | 54,5% | 2        | 2,3 | 4,3 | 3,8 | 2   | 1,8 | 0,5     |     | 2,5    | 2,3 | 14   |
| <b>Regular Season</b>  |    |    |     |     |       |       |       |          |     |     |     |     |     |         |     |        |     |      |
| 14 <b>Gustavo Ayon</b> | 12 | 6  | 23  | 9,6 | 56,8% |       | 68,2% | 1,8      | 4,4 | 6,3 | 2,8 | 1,3 | 1   | 0,9     | 0,3 | 2,5    | 1,8 | 15,1 |



Euroliga 2017-2018 (Final Four)  
Media por Partido  
Gustavo Ayón



Euroliga 2017-2018 (Playoff)  
Media por Partido  
Gustavo Ayón



Euroliga 2017-2018 (Regular Season)  
Media por Partido  
Gustavo Ayón

