



Euroleague 2019-2020



Real Madrid-Crvena Zvezda Mts Belgrade

Real Madrid		40'		40'		40'		
Points/Minutes								
Campazzo, Facundo	0,41	17	Tavares, Walter	0,31	13	Laprovittola, Nicolas	0,37	15
Randolph, Anthony	0,57	23	Causeur, Fabien	0,46	18	Taylor, Jeffery	0,26	10
Mickey, Jordan	0,55	22	Deck, Gabriel	0,37	15	Garuba, Usman	0,37	15
Thompkins, Trey	0,55	22	Carroll, Jaycee	0,56	23	Reyes, Felipe	0,43	17
Fernandez, Rudy	0,41	16	Llull, Sergio	0,40	16	Mejri, Salah	0,20	8
						Nakic, Mario	0,50	20
Rebounds/Minutes								
Campazzo, Facundo	0,09	4	Tavares, Walter	0,31	12	Laprovittola, Nicolas	0,10	4
Randolph, Anthony	0,18	7	Causeur, Fabien	0,09	4	Taylor, Jeffery	0,11	5
Mickey, Jordan	0,25	10	Deck, Gabriel	0,16	6	Garuba, Usman	0,24	10
Thompkins, Trey	0,20	8	Carroll, Jaycee	0,09	4	Reyes, Felipe	0,20	8
Fernandez, Rudy	0,10	4	Llull, Sergio	0,06	3	Mejri, Salah	0,23	9
						Nakic, Mario	0,17	7
Assists/Minutes								
Campazzo, Facundo	0,30	12	Tavares, Walter	0,03	1	Laprovittola, Nicolas	0,22	9
Randolph, Anthony	0,02	1	Causeur, Fabien	0,09	4	Taylor, Jeffery	0,07	3
Mickey, Jordan	0,03	1	Deck, Gabriel	0,07	3	Garuba, Usman	0,04	1
Thompkins, Trey	0,03	1	Carroll, Jaycee	0,04	1	Reyes, Felipe	0,05	2
Fernandez, Rudy	0,10	4	Llull, Sergio	0,19	8	Mejri, Salah	0,03	1
						Nakic, Mario	0,00	0
Crvena Zvezda Belgrade								
Points/Minutes								
Brown, Lorenzo	0,49	19	Stimac, Vladimir	0,48	19	Jenkins, Charles	0,18	7
Baron, Billy	0,47	19	Perperoglou, S	0,47	19	Kuzmic, Ognjen	0,29	12
Punter, Kevin	0,72	29	Lazic, Branko	0,24	10	Covic, Filip	0,16	7
Gist, James	0,35	14	Ojo, Michael	0,36	14	Lucas, Kalin	0,10	4
Davidovac, Dejan	0,33	13	Simanic, Borisa	0,31	13			
Rebounds/Minutes								
Brown, Lorenzo	0,13	5	Stimac, Vladimir	0,27	11	Jenkins, Charles	0,12	5
Baron, Billy	0,11	4	Perperoglou, S	0,16	6	Kuzmic, Ognjen	0,26	10
Punter, Kevin	0,05	2	Lazic, Branko	0,08	3	Covic, Filip	0,07	3
Gist, James	0,22	9	Ojo, Michael	0,26	10	Lucas, Kalin	0,03	1
Davidovac, Dejan	0,15	6	Simanic, Borisa	0,09	4			
Assists/Minutes								
Brown, Lorenzo	0,18	7	Stimac, Vladimir	0,05	2	Jenkins, Charles	0,10	4
Baron, Billy	0,09	4	Perperoglou, S	0,03	1	Kuzmic, Ognjen	0,04	2
Punter, Kevin	0,07	3	Lazic, Branko	0,04	2	Covic, Filip	0,18	7
Gist, James	0,07	3	Ojo, Michael	0,02	1	Lucas, Kalin	0,23	9
Davidovac, Dejan	0,03	1	Simanic, Borisa	0,04	2			



Real Madrid-Crvena Zvezda Mts Belgrade

Team Stats - Offense

Ave.		Ave.
84.7	Points	74.8
35.3	Rebounds	34.5
9.9	O. Rebounds	11.0
25.4	D. Rebounds	23.6
19.8	Assists	15.5
6.3	Steals	6.9
4.0	Blocks	2.5
55.9%	2PT	48.9%
38.7%	3PT	34.6%
78.7%	FT	75.9%
102.6	PIR	77.5

[Team Stats - Real Madrid](#)

[Team Stats - Crvena Zvezda Belgrade](#)

Team Stats - Defense

Ave.		Ave.
77.3	Points	76.8
33.1	Rebounds	34.6
10.0	O. Rebounds	10.3
23.0	D. Rebounds	24.3
14.0	Assists	15.9
5.8	Steals	7.2
1.8	Blocks	3.4
48.5%	2PT	52.6%
38.2%	3PT	33.3%
79.6%	FT	75.3%
74.1	PIR	85.1

[Team Stats - Real Madrid](#)

[Team Stats - Crvena Zvezda Belgrade](#)

Player Stats

Points

Randolph, A./13.7Thompkins, T./10.9Campazzo, F./9.9
Brown, L./12.3Baron, B./11.6

Rebounds

Tavares, W./7.1

Assists

Campazzo, F./7.1Llull, S./3.5Laprovittola, N./3.0

Brown, L./4.6

Steals

Campazzo, F./1.4

Brown, L./1.1

Blocks

Tavares, W./2.2Mickey, J./1.0

Simanic, B./0.5

2PT

Tavares, W./68.5%Mickey, J./67.7%Causeur, F./60.8%

Ojo, M./62.2%Kuzmic, O./62.0%Dobric, O./56.3%

3PT

Randolph, A./49.1%Thompkins, T./48.5%Causeur, F./47.3%

Simanic, B./51.6%Baron, B./40.3%Dobric, O./35.7%

FT

Campazzo, F./87.0%Laprovittola, N./86.7%Deck, G./82.0%

Baron, B./85.5%Brown, L./82.3%Davidovac, D./79.5%

PIR

Campazzo, F./15.4Randolph, A./15.1Tavares, W./14.5

Brown, L./13.0Baron, B./11.0

[Team Roster - Real Madrid](#)

[Team Roster - Crvena Zvezda mts Belgrade](#)

Officials

Crew Chief

LATISEVS, OLEGS Let (En 2019-20 **4-0** en 2018-19 **0-1 OLY**)

Umpire 1

CHRISTODOULOU, CHRISTOS Gre (En 2019-20 **3-1 CSKA** en 2018-19 **1-2 FEN-BUD**)

Umpire 2

TRAWICKI, TOMASZ Pol (En 2019-20 **1-0** en 2018-19 **0-0**)

Euroleague 2019-2020 (Regular Season Game 28)



Real Madrid-Ldlc Asvel Villeurbanne (87-78)

Real Madrid

Pun/Min	# Player	Min	Pts	2FG	3FG	FT	Rebounds					Blocks		Fouls		PIR	
							O	D	T	As	St	To	Fv	Ag	Cm		Rv
0,73	20 Carroll, Jaycee	26	19	2/3	3/7	6/6	1	1	2	0		3			1	7	19
0,58	1 Causeur, Fabien	26	15	2/3	3/3	2/4		3	3	3		1		1	2	3	17
0,45	16 Garuba, Usman	22	10	2/4	1/2	3/5	1	5	6	2	1	1			3	3	13
0,50	5 Fernandez, Rudy	18	9	1/3	1/4	4/5	1	1	2	2	3	1			3	3	9
0,41	8 Laprovittola, Nicolas	22	9	2/2	1/2	2/2		3	3	5		2			3	3	14
0,32	22 Tavares, Walter	28	9	4/5		1/4		8	8	0		1	3		1	2	16
0,40	33 Thompkins, Trey	20	8	1/2	1/2	3/3		4	4	0		2			2	2	8
0,33	9 Reves, Felipe	12	4	2/4			3	2	5	1			1	2	3		4
0,11	7 Campazzo, Facundo	19	2	1/1	0/3				0	7		4			3	4	3
0,25	17 Nakic, Mario	8	2	1/1		0/2			0	0	1	1				1	1
	50 Mejri, Salah	DNP															
	Team						1	3	4			1					3
	Totals		87	18/28	10/23	21/31	7	30	37	20	5	17	4	3	21	28	107
				64.3%	43.5%	67.7%											

Graphic stats

Shooting chart

Q1	Q2	Q3	Q4
14-20	25-18	28-25	20-15

Report

Video

Quotes

Crvena Zvezda Mts Belgrade-Maccabi Fox Tel Aviv (92-76)

Crvena Zvezda Mts Belgrade

Pun/Min	# Player	Min	Pts	2FG	3FG	FT	Rebounds					Blocks		Fouls		PIR	
							O	D	T	As	St	To	Fv	Ag	Cm		Rv
0,92	0 Punter, Kevin	24	22	3/8	4/6	4/5			0	2	2				2	4	20
0,85	12 Baron, Billy	26	22	2/4	5/7	3/4		5	5	4		1			1	2	26
0,50	15 Gist, James	24	12	4/8	1/1	1/4	2	3	5	1	1		1	1	4	3	11
0,50	91 Stimac, Vladimir	24	12	4/8		4/7	7	5	12	2		2	1	1	2	9	24
0,62	10 Lazic, Branko	13	8	1/1	2/4				0	1					3	1	5
0,29	5 Perperoglou, Stratos	17	5	1/3	1/3				0	0	1	1		1			0
0,16	4 Brown, Lorenzo	25	4	0/2	0/1	4/5		2	2	9		5			3	2	5
0,33	50 Ojo, Michael	9	3	1/2		1/2		2	2	0		2			4	1	-2
0,09	7 Davidovac, Dejan	23	2	1/1				2	2	0	1	1			3	1	2
0,13	16 Lucas, Kalin	15	2	1/2	0/1				0	4	1				1	1	5
	22 Jenkins, Charles	DNP															
	28 Simanic, Borisa	DNP															
	Team						4	2	6			2					4
	Totals	200	92	18/39	13/23	17/27	13	21	34	23	6	14	2	3	23	24	100
				46.2%	56.5%	63%											

Graphic stats

Shooting chart

Q1	Q2	Q3	Q4
20-17	18-13	18-22	16-13

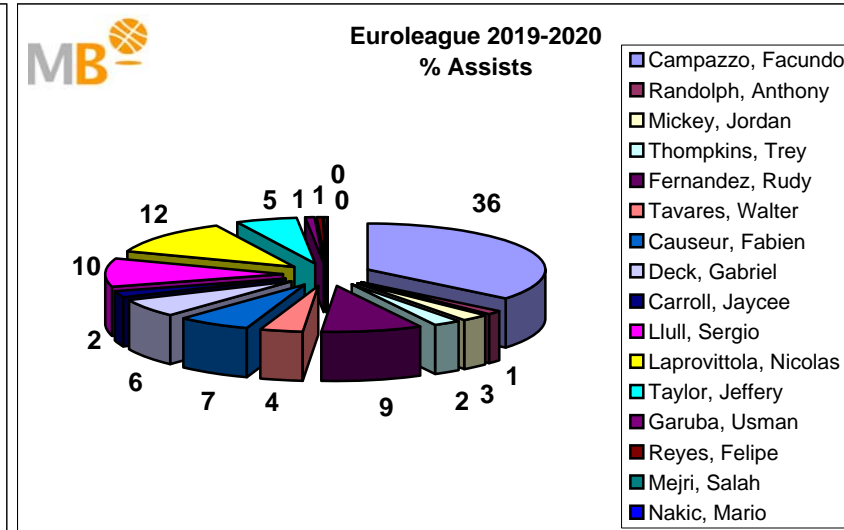
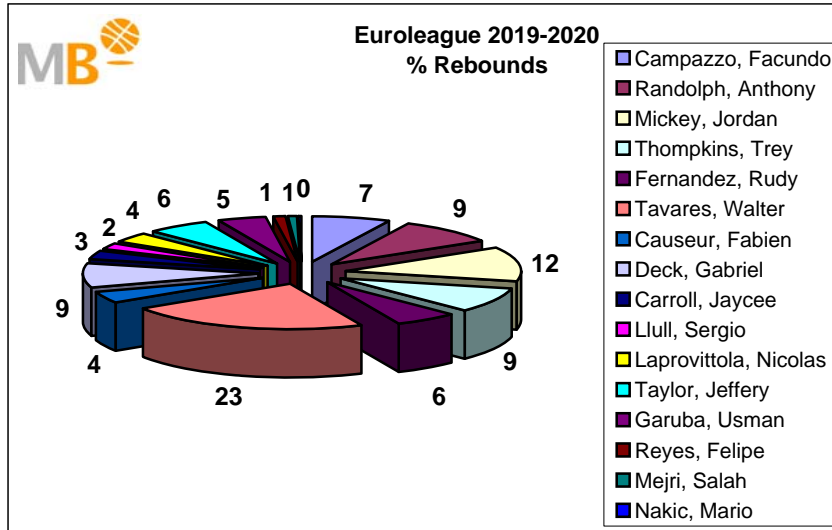
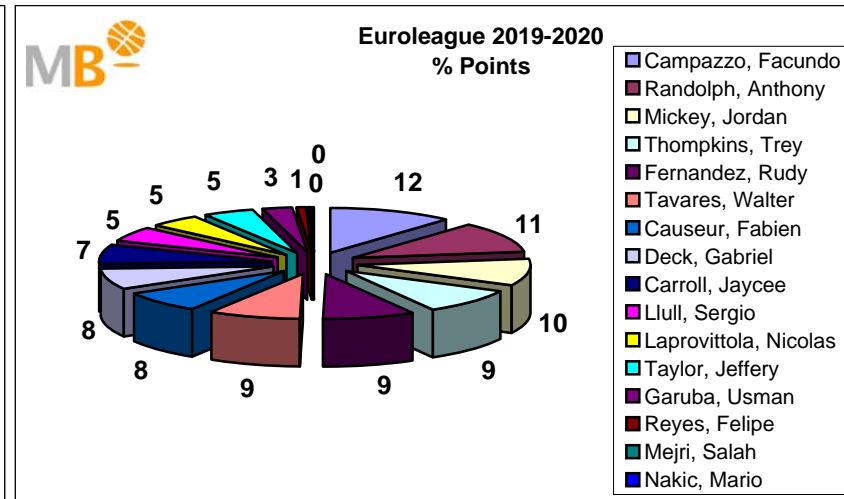
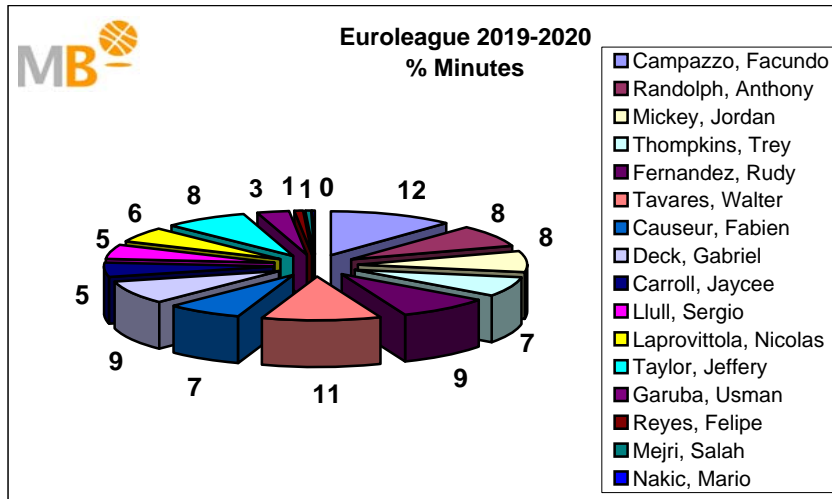
Report

Video

Quotes

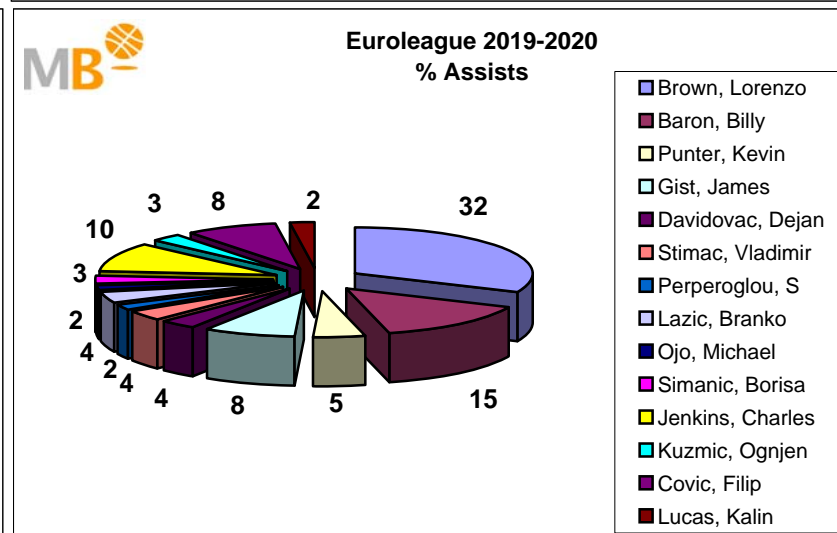
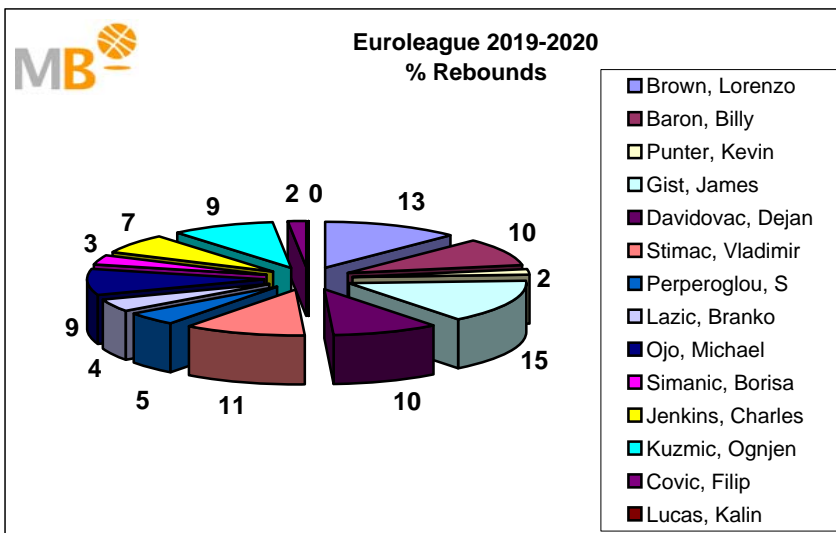
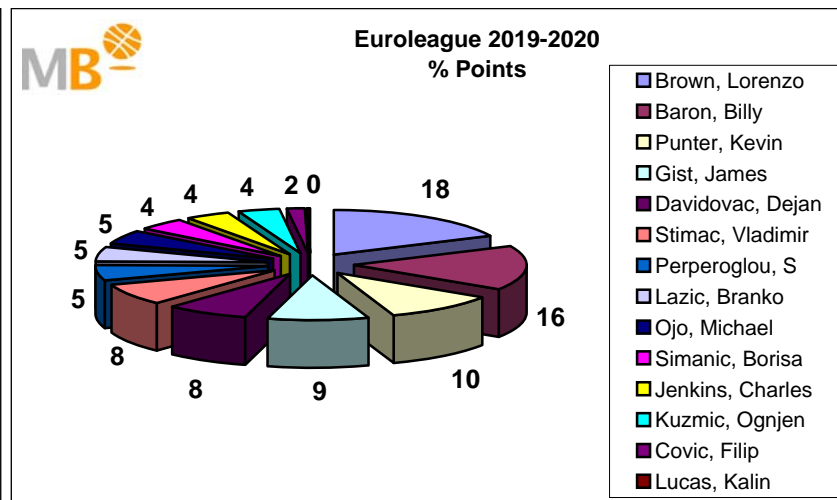
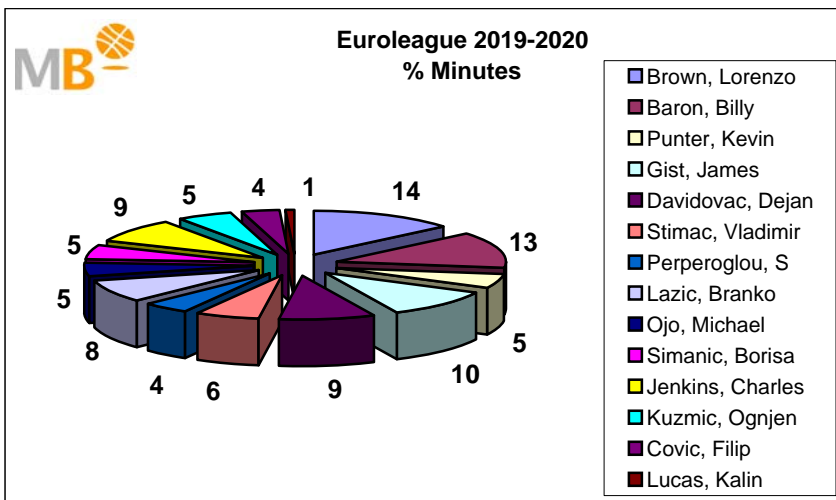
Euroleague 2019-2020

Accumulated - Regular Season Real Madrid



Euroleague 2019-2020

Accumulated - Regular Season Crvena Zvezda Mts Belgrade



Euroleague 2019-2020

Real Madrid

Accumulated Statistics - Regular Season



Player	G	GS	Min	Pts	2FG	3FG	FT	Rebounds			As	St	To	Blocks		Fouls		PIR
								O	D	T				Fv	Ag	Cm	Rv	
<u>Campazzo, Facundo</u>	28	27	669	277	46/88	35/113	80/92	9	54	63	199	39	73	4	64	126	431	
<u>Randolph, Anthony</u>	19	19	455	260	34/64	52/106	36/47	16	66	82	7	16	20	4	1	26	59	286
<u>Mickey, Jordan</u>	26	2	431	235	84/124	7/21	46/59	30	78	108	15	11	38	26	4	55	51	282
<u>Thompkins, Trey</u>	20	5	398	217	48/83	32/66	25/28	14	64	78	13	9	19	3	3	31	32	227
<u>Fernandez, Rudy</u>	25	3	499	203	10/33	52/125	27/35	8	43	51	51	24	16	3		28	49	233
<u>Tavares, Walter</u>	28	28	642	202	85/124	0/1	32/49	62	137	199	22	17	29	61	2	61	55	407
<u>Causeur, Fabien</u>	25	12	408	187	48/79	26/55	13/20	9	28	37	37	8	21	1	5	32	37	182
<u>Deck, Gabriel</u>	24	17	482	178	58/113	7/27	41/50	19	58	77	36	7	16	3	8	31	51	213
<u>Carroll, Jaycee</u>	22	6	295	166	30/63	32/79	10/12	7	19	26	11	4	11	2	7	31	22	100
<u>Lull, Sergio</u>	16	2	297	120	16/56	21/73	25/28	3	16	19	56	9	27	1	2	32	30	79
<u>Laprovittola, Nicolas</u>	23	0	311	115	25/45	13/46	26/30	6	26	32	68	8	40		3	42	46	127
<u>Taylor, Jeffery</u>	24	14	447	114	22/43	22/56	4/6	15	36	51	30	10	17	3	6	48	13	93
<u>Garuba, Usman</u>	14	4	167	61	23/31	2/6	9/18	15	25	40	6	12	7	4	1	20	15	89
<u>Reyes, Felipe</u>	7	0	56	24	8/16	1/5	5/6	7	4	11	3	2	1	1	4	14	8	17
<u>Meiri, Salah</u>	6	0	30	6	2/3	0/1	2/2	2	5	7	1			1		6	3	10
<u>Nacic, Mario</u>	3	1	12	6	3/4		0/2	1	1	2	0	1	2		1		1	4
Totals			5600	2371	542/969	302/780	381/484	277	710	987	555	177	349	113	51	521	598	2872
Average			200	84,67	55.9%	38.7%	78.7%	9,89	25,35	35,25	19,82	6,32	12,46	4,03	1,82	18,6	21,35	102,57

Crvena Zvezda Mts Belgrade

Accumulated Statistics - Regular Season

Player	G	GS	Min	Pts	2FG	3FG	FT	Rebounds			As	St	To	Blocks		Fouls		PIR
								O	D	T				Fv	Ag	Cm	Rv	
<u>Brown, Lorenzo</u>	27	27	682	332	102/222	21/73	65/79	19	71	90	125	30	75	10	15	51	92	352
<u>Baron, Billy</u>	26	25	640	301	43/97	56/139	47/55	9	61	70	58	21	31	1	15	35	60	285
<u>Punter, Kevin</u>	12	0	265	191	37/78	25/52	42/47	2	11	13	18	7	10	1	5	24	46	164
<u>Gist, James</u>	25	7	507	175	64/144	4/19	35/59	45	66	111	33	17	38	9	12	64	55	167
<u>Davidovac, Dejan</u>	24	4	451	148	34/63	15/46	35/44	20	49	69	14	19	18	6	3	47	56	175
<u>Stimac, Vladimir</u>	13	4	298	144	53/89	3/8	29/44	37	44	81	14	7	19	6	9	28	42	182
<u>Perperoglou, Stratos</u>	13	0	215	101	20/50	15/42	16/22	3	31	34	7	7	16		4	20	21	67
<u>Lazic, Branko</u>	25	25	406	98	25/48	14/48	6/9	9	23	32	16	16	15	1	1	68	27	46
<u>Ojo, Michael</u>	22	3	252	91	28/45		35/46	20	46	66	6	17	28	4	3	49	34	110
<u>Simanic, Borisa</u>	20	18	254	80	15/24	16/31	2/4	7	17	24	11	6	14	10	1	32	6	64
<u>Jenkins, Charles</u>	23	0	430	78	28/55	2/27	16/17	8	42	50	41	18	21	4	3	54	19	79
<u>Kuzmic, Ognjen</u>	19	16	256	75	31/50		13/16	29	38	67	11	4	13	4	5	34	16	103
<u>Covic, Filip</u>	13	1	183	30	2/14	7/27	5/7	1	11	12	33	2	17		3	18	22	27
<u>Lucas, Kalin</u>	3	0	39	4	2/5	0/3			1	1	9	1	2		1	1	2	7
Totals			5675	2094	540/1105	207/599	393/518	307	660	967	435	194	371	71	94	606	561	2169
Average			203	74,78	48.9%	34.6%	75.9%	10,96	23,57	34,53	15,53	6,92	13,25	2,53	3,35	21,64	20,03	77,46

Euroleague 2019-2020

Real Madrid

Average Statistics - Regular Season



Player	G	GS	Min	Pts	2FG	3FG	FT	Rebounds			As	St	To	Blocks		Fouls		PIR
								O	D	T				Fv	Ag	Cm	Rv	
<u>Randolph, Anthony</u>	19	19	24	13,7	53.1%	49.1%	76.6%	0,8	3,5	4,3	0,4	0,8	1,1	0,2	0,1	1,4	3,1	15,1
<u>Thompkins, Trey</u>	20	5	20	10,8	57.8%	48.5%	89.3%	0,7	3,2	3,9	0,7	0,5	1	0,2	0,2	1,6	1,6	11,3
<u>Campazzo, Facundo</u>	28	27	24	9,9	52.3%	31%	87%	0,3	1,9	2,3	7,1	1,4	2,6		0,1	2,3	4,5	15,4
<u>Mickey, Jordan</u>	26	2	17	9	67.7%	33.3%	78%	1,2	3	4,2	0,6	0,4	1,5	1	0,2	2,1	2	10,8
<u>Fernandez, Rudy</u>	25	3	20	8,1	30.3%	41.6%	77.1%	0,3	1,7	2	2	1	0,6	0,1		1,1	2	9,3
<u>Carroll, Jaycee</u>	22	6	13	7,5	47.6%	40.5%	83.3%	0,3	0,9	1,2	0,5	0,2	0,5	0,1	0,3	1,4	1	4,5
<u>Causeur, Fabien</u>	25	12	16	7,5	60.8%	47.3%	65%	0,4	1,1	1,5	1,5	0,3	0,8		0,2	1,3	1,5	7,3
<u>Llull, Sergio</u>	16	2	5	7,5	28.6%	28.8%	89.3%	0,2	1	1,2	3,5	0,6	1,7	0,1	0,1	2	1,9	4,9
<u>Deck, Gabriel</u>	24	17	20	7,4	51.3%	25.9%	82%	0,8	2,4	3,2	1,5	0,3	0,7	0,1	0,3	1,3	2,1	8,9
<u>Tavares, Walter</u>	28	28	23	7,2	68.5%		65.3%	2,2	4,9	7,1	0,8	0,6	1	2,2	0,1	2,2	2	14,5
<u>Laprovittola, Nicolas</u>	23	0	14	5	55.6%	28.3%	86.7%	0,3	1,1	1,4	3	0,3	1,7		0,1	1,8	2	5,5
<u>Taylor, Jeffery</u>	24	14	19	4,8	51.2%	39.3%	66.7%	0,6	1,5	2,1	1,3	0,4	0,7	0,1	0,3	2	0,5	3,9
<u>Garuba, Usman</u>	14	4	12	4,4	74.2%	33.3%	50%	1,1	1,8	2,9	0,4	0,9	0,5	0,3	0,1	1,4	1,1	6,4
<u>Reyes, Felipe</u>	7	0	8	3,4	50%	20%	83.3%	1	0,6	1,6	0,4	0,3	0,1	0,1	0,6	2	1,1	2,4
<u>Nakic, Mario</u>	3	1	4	2	75%			0,3	0,3	0,7	0	0,3	0,7		0,3		0,3	1,3
<u>Mejri, Salah</u>	6	0	17	1	66.7%		100%	0,3	0,8	1,2	0,2			0,2		1	0,5	1,7
Average			200	84,67	55.9%	38.7%	78.7%	9,89	25,35	35,25	19,82	6,32	12,46	4,03	1,82	18,6	21,35	102,57

Crvena Zvezda Mts Belgrade

Average Statistics - Regular Season

Player	G	GS	Min	Pts	2FG	3FG	FT	Rebounds			As	St	To	Blocks		Fouls		PIR
								O	D	T				Fv	Ag	Cm	Rv	
<u>Punter, Kevin</u>	12	0	22	15,9	47.4%	48.1%	89.4%	0,2	0,9	1,1	1,5	0,6	0,8	0,1	0,4	2	3,8	13,7
<u>Brown, Lorenzo</u>	27	27	25	12,3	45.9%	28.8%	82.3%	0,7	2,6	3,3	4,6	1,1	2,8	0,4	0,6	1,9	3,4	13
<u>Baron, Billy</u>	26	25	25	11,6	44.3%	40.3%	85.5%	0,3	2,3	2,7	2,2	0,8	1,2		0,6	1,3	2,3	11
<u>Stimac, Vladimir</u>	13	4	25	11,1	59.6%	37.5%	65.9%	2,8	3,4	6,2	1,1	0,5	1,5	0,5	0,7	2,2	3,2	14
<u>Perperoglou, Stratos</u>	13	0	17	7,8	40%	35.7%	72.7%	0,2	2,4	2,6	0,5	0,5	1,2		0,3	1,5	1,6	5,2
<u>Gist, James</u>	25	7	20	7	44.4%	21.1%	59.3%	1,8	2,6	4,4	1,3	0,7	1,5	0,4	0,5	2,6	2,2	6,7
<u>Davidovac, Dejan</u>	24	4	19	6,2	54%	32.6%	79.5%	0,8	2	2,9	0,6	0,8	0,8	0,3	0,1	2	2,3	7,3
<u>Ojo, Michael</u>	22	3	11	4,1	62.2%		76.1%	0,9	2,1	3	0,3	0,8	1,3	0,2	0,1	2,2	1,5	5
<u>Simanic, Borisa</u>	20	18	13	4	62.5%	51.6%	50%	0,4	0,9	1,2	0,6	0,3	0,7	0,5	0,1	1,6	0,3	3,2
<u>Kuzmic, Ognjen</u>	19	16	13	3,9	62%		81.3%	1,5	2	3,5	0,6	0,2	0,7	0,2	0,3	1,8	0,8	5,4
<u>Lazic, Branko</u>	25	25	16	3,9	52.1%	29.2%	66.7%	0,4	0,9	1,3	0,6	0,6	0,6			2,7	1,1	1,8
<u>Jenkins, Charles</u>	23	0	19	3,4	50.9%	7.4%	94.1%	0,3	1,8	2,2	1,8	0,8	0,9	0,2	0,1	2,3	0,8	3,4
<u>Covic, Filip</u>	13	1	14	2,3	14.3%	25.9%	71.4%	0,1	0,8	0,9	2,5	0,2	1,3		0,2	1,4	1,7	2,1
<u>Lucas, Kalin</u>	3	0	13	1,3	40%				0,3	0,3	3	0,3	0,7		0,3	0,3	0,7	2,3
Average			202	74,78	48.9%	34.6%	75.9%	10,96	23,57	34,53	15,53	6,92	13,25	2,53	3,35	21,64	20,03	77,46

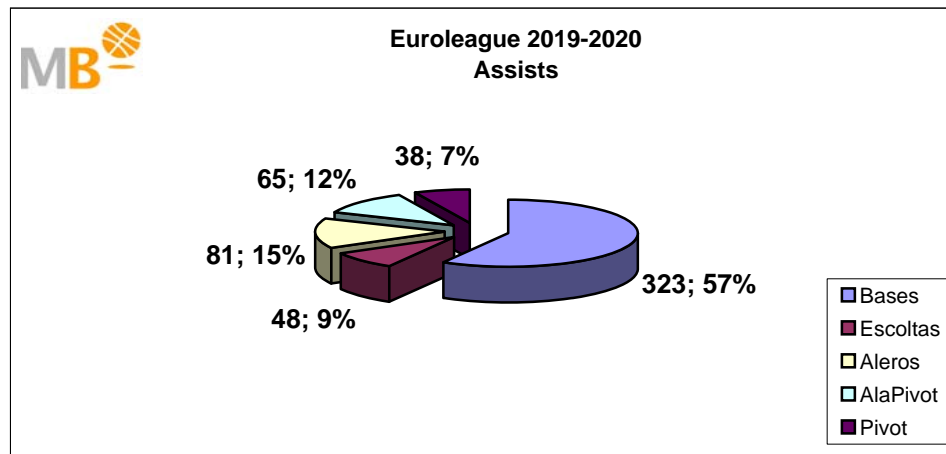
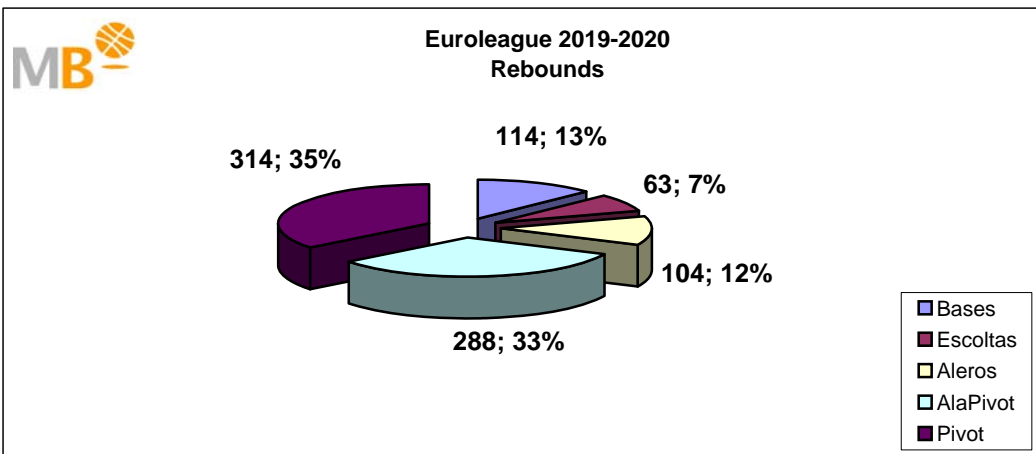
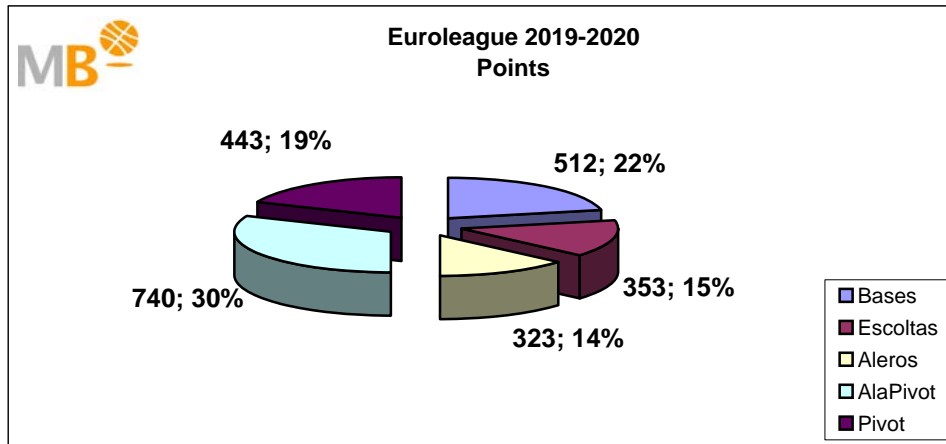
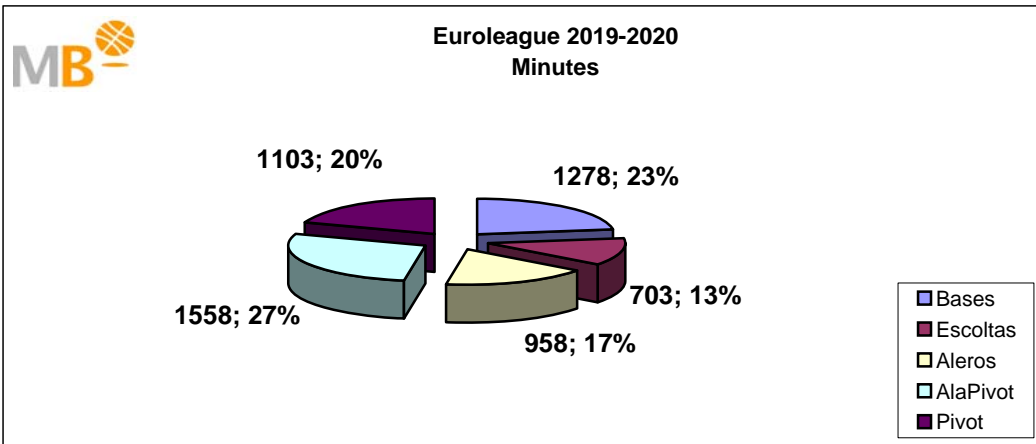
Euroleague 2019-2020

Real Madrid

[News](#)



Jugadores	G	Min	Pts	Reb	As
B Lull-Campazzo-Laprovittola		1278	512	114	323
E Carroll-Causeur		703	353	63	48
A Taylor-Rudy-Nacic		958	323	104	81
AP Randolph-Deck-Garuba-Trey-Reyes		1558	740	288	65
P Tavares-Mickey-Mejri		1103	443	314	38
TOTAL	28	5600	2371	883	555



Juego Exterior (9)				
Aportación	50%	32%	81%	45%
Media por Jugador	5,3	1,3	2,0	5,6
Media por Partido	42,4	10,0	16,1	44,6
Juego Interior (8)				
Aportación	50%	68%	19%	55%
Media por Jugador	5,3	2,7	0,5	6,8
Media por Partido	42,3	21,5	3,7	54,7

Euroleague 2019-2020 (Regular Season Game 28-27)



Real Madrid-Ldlc Asvel Villeurbanne (87-78)

Real Madrid

Pun/Min	# Player	Min	Pts	2FG	3FG	FT	Rebounds					Blocks		Fouls		PIR	
							O	D	T	As	St	To	Fv	Ag	Cm		Rv
0,73	20 Carroll, Jaycee	26	19	2/3	3/7	6/6	1	1	2	0		3			1	7	19
0,58	1 Causeur, Fabien	26	15	2/3	3/3	2/4		3	3	3		1		1	2	3	17
0,45	16 Garuba, Usman	22	10	2/4	1/2	3/5	1	5	6	2	1	1			3	3	13
0,50	5 Fernandez, Rudy	18	9	1/3	1/4	4/5	1	1	2	2	3	1			3	3	9
0,41	8 Laprovittola, Nicolas	22	9	2/2	1/2	2/2		3	3	5		2			3	3	14
0,32	22 Tavares, Walter	28	9	4/5		1/4		8	8	0		1	3		1	2	16
0,40	33 Thompkins, Trey	20	8	1/2	1/2	3/3		4	4	0		2			2	2	8
0,33	9 Reyes, Felipe	12	4	2/4			3	2	5	1			1	2	3		4
0,11	7 Campazzo, Facundo	19	2	1/1	0/3				0	7		4			3	4	3
0,25	17 Nakic, Mario	8	2	1/1		0/2			0	0	1	1				1	1
	50 Mejri, Salah	DNP															
	Team						1	3	4			1					3
	Totals		87	18/28	10/23	21/31	7	30	37	20	5	17	4	3	21	28	107
				64.3%	43.5%	67.7%											

[Graphic stats](#)

[Shooting chart](#)

Q1

14-20

Q2

25-18

Q3

28-25

Q4

20-15

[Report](#)

[Video](#)

[Quotes](#)

Ax Armani Exchange Milan-Real Madrid (73-78)

Real Madrid

Pun/Min	# Player	Min	Pts	2FG	3FG	FT	Rebounds					Blocks		Fouls		PIR	
							O	D	T	As	St	To	Fv	Ag	Cm		Rv
0,76	5 Fernandez, Rudy	21	16	0/1	4/9	4/4			0	4	2	1			1	4	18
0,52	8 Laprovittola, Nicolas	25	13	5/9	1/4			3	3	6	1	6		1	2	2	9
0,45	22 Tavares, Walter	29	13	6/7		1/2	5	7	12	2			4		1	1	29
0,45	33 Thompkins, Trey	29	13	2/5	3/5	0/1		6	6	1	2	1			4	4	15
0,53	7 Campazzo, Facundo	15	8	2/4	0/3	4/6	1	2	3	1		3		1	3	5	3
0,17	44 Taylor, Jeffery	29	5	1/1	1/4		2	2	4	1		1	1	1	1		5
0,57	9 Reyes, Felipe	7	4	2/4			3		3	1				1	2	1	4
0,21	16 Garuba, Usman	19	4	2/4	0/1		2	4	6	1	2	1			2	1	8
0,10	20 Carroll, Jaycee	21	2	1/6	0/4		1		1	1	1			1	3		-8
0,00	50 Mejri, Salah	3	0						0	0					1		-1
	17 Nakic, Mario	DNP															
	Team						3	4	7			1					6
	Totals	200	78	21/41	9/30	9/13	17	28	45	18	8	14	5	5	20	18	88
				51.2%	30%	69.2%											

[Graphic stats](#)

[Shooting chart](#)

Q1

25-11

Q2

20-24

Q3

10-11

Q4

18-32

[Report](#)

[Video](#)

[Quotes](#)

Euroleague 2019-2020 (Regular Season Game 26-25)



Real Madrid-Panathinaikos Opap Athens (96-78)

Real Madrid

Pun/Min	# Player	Min	Pts	2FG	3FG	FT	Rebounds					Blocks		Fouls		PIR	
							O	D	T	As	St	To	Fv	Ag	Cm		Rv
0,52	22 Tavares, Walter	29	15	5/5		5/8	1	9	10	1			1			6	30
0,50	7 Campazzo, Facundo	28	14		4/6	2/2		3	3	10	3	2			2	2	26
0,52	14 Deck, Gabriel	25	13	5/10	0/3	3/4		4	4	2	2			2	1	2	11
0,57	20 Carroll, Jaycee	21	12	3/5	2/6			1	1	1	1		1		3	1	8
0,55	5 Fernandez, Rudy	20	11	0/2	3/8	2/2		1	1	1					1	2	7
0,50	33 Thompkins, Trey	22	11	3/5	1/2	2/2	1	3	4	2						2	16
0,53	8 Laprovittola, Nicolas	19	10	3/3	0/5	4/4	3	1	4	6	1	1			2	2	15
0,50	9 Reves, Felipe	8	4			4/4			0	1					3	3	5
0,27	16 Garuba, Usman	15	4	2/2	0/1	0/2	2		2	0	1	1		1	4	2	0
0,22	50 Meiri, Salah	9	2			2/2		1	1	0					2	2	3
0,00	17 Nakic, Mario	2	0	0/1				1	1	0		1		1			-2
	25 Mickey, Jordan	3	0	0/1					0	0					1		-2
	Team						3	3	6								6
	Totals		96	21/34	10/31	24/30	10	27	37	24	8	5	2	4	19	24	123
				61.8%	32.3%	80%											

[Graphic stats](#)

[Shooting chart](#)

Q1

Q2

Q3

Q4

[Report](#)

[Video](#)

[Quotes](#)

27-16

21-25

25-24

23-13

Fenerbahce Beko Istanbul-Real Madrid (65-94)

Real Madrid

Pun/Min	# Player	Min	Pts	2FG	3FG	FT	Rebounds					Blocks		Fouls		PIR	
							O	D	T	As	St	To	Fv	Ag	Cm		Rv
0,80	20 Carroll, Jaycee	25	20	4/6	4/7			2	2	2		1	1		2	2	19
0,64	22 Tavares, Walter	25	16	8/13			3	5	8	2		2			2	2	19
0,82	33 Thompkins, Trey	17	14	4/4	2/2		1	4	5	1	1	2			2		17
0,86	25 Mickey, Jordan	14	12	6/6	0/1			1	1	0		3	1		3		7
0,47	5 Fernandez, Rudy	19	9	0/1	2/4	3/4		3	3	4	3	1				2	16
0,39	8 Laprovittola, Nicolas	23	9	3/3	1/5			1	1	7		2			3	4	12
0,26	14 Deck, Gabriel	19	5	1/4	1/1		3	2	5	1					1	2	9
1,33	17 Nakic, Mario	3	4	2/2			1		1	0							5
0,13	16 Garuba, Usman	23	3		1/1			4	4	2	3	1	2		4	1	10
0,12	7 Campazzo, Facundo	17	2		0/2	2/2		1	1	8		2			2	2	7
0,00	1 Causeur, Fabien	15	0		0/2			2	2	3					1		2
	50 Meiri, Salah	DNP															
	Team						3	2	5								5
	Totals		94	28/39	11/25	5/6	11	27	38	30	7	14	4	0	20	15	128
				71.8%	44%	83.3%											

[Graphic stats](#)

[Shooting chart](#)

Q1

Q2

Q3

Q4

[Report](#)

[Video](#)

[Quotes](#)

15-22

16-25

20-24

14-23

Euroleague 2019-2020 (Regular Season Game 24-23)



Alba Berlin-Real Madrid (97-103)

Real Madrid

Pun/Min	# Player	Min	Pts	2FG	3FG	FT	Rebounds					Blocks		Fouls		PIR	
							O	D	T	As	St	To	Fv	Ag	Cm		Rv
0,84	3 Randolph, Anthony	32	27	5/7	5/8	2/3	2	4	6	1	1	1	1		1	5	33
0,96	20 Carroll, Jaycee	28	27	6/7	5/8		1	2	3	1					1		26
0,42	44 Taylor, Jeffery	31	13	3/3	2/5	1/2		3	3	3					3	2	14
0,36	7 Campazzo, Facundo	28	10	0/1	2/2	4/6		3	3	19		3			5	7	28
0,75	25 Mickey, Jordan	12	9	4/5		1/2	1	2	3	0	2	1			3	1	9
0,36	14 Deck, Gabriel	14	5	1/1	1/1		1		1	0		1			1	1	5
0,36	23 Llull, Sergio	14	5	0/4	1/5	2/2	1		1	5	2	4			4	1	-2
0,80	16 Garuba, Usman	5	4	2/2			1		1	0							5
0,13	22 Tavares, Walter	23	3	1/2		1/3	1	7	8	1	1	1	3		2	4	14
0,00	1 Causeur, Fabien	3	0	0/1					1	0							0
0,00	8 Laprovittola, Nicolas	6	0		0/2				0	1						1	0
0,00	33 Thompkins, Trey	5	0		0/1				0	0					2	1	-2
	Team						2	1	3								3
	Totals		103	22/33	16/32	11/18	10	23	33	31	6	11	4	0	22	23	133
				66.7%	50%	61.1%											

[Graphic stats](#)

[Shooting chart](#)

Q1

25-41

Q2

35-9

Q3

11-29

Q4

26-24

[Report](#)

[Video](#)

[Quotes](#)

Real Madrid-Kirolbet Baskonia Vitoria-Gasteiz (70-69)

Real Madrid

Pun/Min	# Player	Min	Pts	2FG	3FG	FT	Rebounds					Blocks		Fouls		PIR	
							O	D	T	As	St	To	Fv	Ag	Cm		Rv
0,91	33 Thompkins, Trey	22	20	5/8	3/4	1/3	3	3	6	0				1	2	3	20
0,37	7 Campazzo, Facundo	27	10	1/2	1/4	5/6	1	1	2	11		3			2	8	21
0,50	14 Deck, Gabriel	20	10	4/8		2/2		3	3	0	1		1		1	2	12
0,29	22 Tavares, Walter	28	8	4/6			4	1	5	0	3	1	2			1	16
0,33	44 Taylor, Jeffery	21	7	2/2	1/3		1	3	4	1	1	1			4		6
0,33	3 Randolph, Anthony	18	6	2/3	0/4	2/2		1	1	0					1	3	4
0,24	1 Causeur, Fabien	21	5	1/4	1/1		1	1	2	0		1		1	1	2	3
0,33	25 Mickey, Jordan	12	4	2/4	0/1		1	2	3	0			1		2	1	4
0,00	5 Fernandez, Rudy	18	0	0/1	0/5		1	2	3	1		2	1		2	1	-4
0,00	23 Llull, Sergio	13	0	0/3	0/4				0	1		1			1	1	-7
	9 Reyes, Felipe	DNP															
	20 Carroll, Jaycee	DNP															
	Team						4		4			2					2
	Totals	200	70	21/41	6/26	10/13	16	17	33	14	5	11	5	2	16	22	77
				51.2%	23.1%	76.9%											

[Graphic stats](#)

[Shooting chart](#)

Q1

14-19

Q2

23-19

Q3

16-11

Q4

17-20

[Report](#)

[Video](#)

[Quotes](#)

Euroleague 2019-2020 (Regular Season Game 22-21)



Maccabi Fox Tel Aviv-Real Madrid (77-81)

Real Madrid

Pun/Min	# Player	Min	Pts	2FG	3FG	FT	Rebounds			As	St	To	Blocks		Fouls		PIR
							O	D	T				Fv	Ag	Cm	Rv	
0,90	3 Randolph, Anthony	21	19	3/3	3/6	4/5	2	5	7	0		2			1	4	23
0,75	33 Thompkins, Trey	16	12	3/3	0/2	6/6		3	3	2	1	1				4	19
0,57	1 Causeur, Fabien	21	12	6/7	0/2		2	1	3	1	1	1			2	1	12
0,44	7 Campazzo, Facundo	25	11	2/2	1/5	4/6		3	3	8	4	4			3	6	19
0,34	22 Tavares, Walter	32	11	4/7		3/4	3	7	10	0		5	5		3	3	17
0,29	44 Taylor, Jeffery	17	5	1/1	1/1			2	2	1	1	2			4		3
0,26	23 Llull, Sergio	19	5	2/4	0/2	1/1			0	4					2	3	6
0,16	14 Deck, Gabriel	25	4	1/7	0/1	2/2	2		2	0	1		1		1	2	2
0,29	25 Mickey, Jordan	7	2	1/2				1	1	0		3	2				1
0,00	20 Carroll, Jaycee	1	0						0	0							0
0,00	5 Fernandez, Rudy	17	0		0/1			1	1	0	1					2	3
	8 Laprovittola, Nicolas	DNP															
	Team						1		1			1					
	Totals	200	81	23/36	5/20	20/24	8	25	33	16	9	19	8	0	16	25	105
				51.4%	33.3%	100%											

[Graphic stats](#)

[Shooting chart](#)

Q1

19-21

Q2

19-15

Q3

11-21

Q4

28-24

[Report](#)

[Video](#)

[Quotes](#)

Real Madrid-Anadolu Efes Istanbul (75-80)

Real Madrid

Pun/Min	# Player	Min	Pts	2FG	3FG	FT	Rebounds			As	St	To	Blocks		Fouls		PIR
							O	D	T				Fv	Ag	Cm	Rv	
0,63	33 Thompkins, Trey	24	15	6/8	1/3			4	4	1	2				3	1	16
0,46	23 Llull, Sergio	28	13	0/3	4/8	1/1		1	1	5		3				3	12
0,48	7 Campazzo, Facundo	21	10	1/4	2/5	2/2		1	1	3	2	2			1	3	10
0,40	5 Fernandez, Rudy	20	8	1/1	2/6				0	3					1	1	7
0,57	25 Mickey, Jordan	14	8	4/5			1	5	6	1	2	1			4	2	13
0,32	14 Deck, Gabriel	19	6	1/3	1/2	1/1	2	1	3	3		1			3	2	7
0,22	22 Tavares, Walter	27	6	2/4		2/2	5	7	12	2	1	1	3		2	1	20
0,50	1 Causeur, Fabien	8	4	2/2	0/1				0	1					1	1	4
0,25	20 Carroll, Jaycee	12	3	0/3	1/4		1		1	0		2			3		-7
0,33	9 Reyes, Felipe	6	2	1/1	0/2		1		1	0					1		0
0,00	8 Laprovittola, Nicolas	5	0						0	0					1		-1
0,00	44 Taylor, Jeffery	16	0	0/1	0/2				0	0		1		1	1		-6
	Team						3	1	4								4
	Totals	200	75	18/35	11/33	6/6	13	20	33	19	7	11	3	1	21	14	79
				51.4%	33.3%	100%											

[Graphic stats](#)

[Shooting chart](#)

Q1

20-20

Q2

20-23

Q3

15-16

Q4

20-21

[Report](#)

[Video](#)

[Quotes](#)

Euroleague 2019-2020 (Regular Season Game 20-19)



Khimki Moscow Region-Real Madrid(102-94)

Real Madrid

Pun/Min	# Player	Min	Pts	2FG	3FG	FT	Rebounds					Blocks		Fouls		PIR	
							O	D	T	As	St	To	Fv	Ag	Cm		Rv
0,80	25 Mickey, Jordan	25	20	4/6	2/2	6/6	2	3	5	3	1				2	4	29
0,89	1 Causeur, Fabien	19	17	3/5	3/4	2/2		2	2	4		2			1	2	19
0,43	7 Campazzo, Facundo	23	10	1/2	1/3	5/5			0	3	2	3		1	1	4	11
0,38	33 Thompkins, Trey	26	10	2/4	2/5			3	3	1					3	1	7
0,40	44 Taylor, Jeffery	20	8	1/1	2/3		2		2	1		1			2	2	9
0,70	9 Reyes, Felipe	10	7	3/4	0/1	1/2		2	2	0	1	1			3	2	5
0,38	8 Laprovittola, Nicolas	16	6	0/1	0/2	6/8		2	2	6		1			2	7	13
0,38	20 Carroll, Jaycee	13	5	1/1	1/4			1	1	1					1	1	4
0,33	14 Deck, Gabriel	12	4	2/4	0/1			1	1	2		1					3
0,17	22 Tavares, Walter	23	4	2/3				1	1	0	3	2	2		1	2	8
0,25	23 Llull, Sergio	12	3		1/2		1		1	2	1	1			2		3
	50 Meiri, Salah	2	0						0	0					1		-1
	Team						2	2	4								4
	Totals	200	94	19/31	12/27	20/23	7	17	24	23	8	12	2	1	19	25	114
				61.3%	44.4%	87%											

[Graphic stats](#)

[Shooting chart](#)

Q1

Q2

Q3

Q4

[Report](#)

[Video](#)

[Quotes](#)

25-21

30-23

25-25

22-25

CSKA Moscow-Real Madrid (60-55)

Real Madrid

Pun/Min	# Player	Min	Pts	2FG	3FG	FT	Rebounds					Blocks		Fouls		PIR	
							O	D	T	As	St	To	Fv	Ag	Cm		Rv
0,52	33 Thompkins, Trey	27	14	5/8	1/5	1/1	2	4	6	1		1	1	1	2	1	12
0,42	7 Campazzo, Facundo	26	11		3/10	2/4	1	4	5	5		2			3	11	18
0,50	8 Laprovittola, Nicolas	16	8	2/4	1/3	1/1			0	2		3			3	1	1
0,33	25 Mickey, Jordan	15	5	1/3	1/2		1	2	3	0	1	2	1		2		3
0,22	14 Deck, Gabriel	18	4	1/1	0/1	2/2			0	0	1	1			1	2	4
0,20	1 Causeur, Fabien	15	3	0/2	1/4		1	3	4	1		2			2	3	2
0,33	9 Reyes, Felipe	9	3	0/2	1/1				0	0	1			1	2	1	0
0,12	44 Taylor, Jeffery	25	3	0/1	1/1			4	4	1	1	2				1	7
0,29	20 Carroll, Jaycee	7	2	1/3	0/2		1	1	2	0		1			2		-3
	22 Tavares, Walter	28	2	0/4		2/2	3	6	9	0	1	1	4	1	2	2	10
	23 Llull, Sergio	15	0	0/1	0/3			2	2	1		1			2		-4
	50 Meiri, Salah	DNP															
	Team						1	1	2			1					1
	Totals		55	10/29	9/32	8/10	10	27	37	11	5	17	6	3	21	22	51
				34.5%	28.1%	80%											

[Graphic stats](#)

[Shooting chart](#)

Q1

Q2

Q3

Q4

[Report](#)

[Video](#)

[Quotes](#)

14-21

12-12

17-10

17-12

Euroleague 2019-2020 (Regular Season Game 18-17)



Real Madrid-Zalgiris Kaunas (88-82)

Real Madrid

Pun/Min	#	Player	Min	Pts	2FG	3FG	FT	Rebounds			As	St	To	Blocks		Fouls		PIR
								O	D	T				Fv	Ag	Cm	Rv	
0,65	33	Thompkins, Trey	31	20	3/6	4/5	2/2		5	5	1		4	1			2	21
0,65	5	Fernandez, Rudy	26	17	1/1	5/8			1	1	2	3	1			1		18
0,57	25	Mickey, Jordan	23	13	4/5	1/2	2/2		3	3	2		3	1	1	2	3	14
0,50	7	Campazzo, Facundo	24	12	1/2	2/4	4/4		2	2	8		3			3	5	18
0,42	22	Tavares, Walter	24	10	5/6			1	3	4	1		1	2		1	1	15
0,32	1	Causeur, Fabien	25	8	2/3	1/2	1/2		2	2			1		1	1	2	6
0,29	44	Taylor, Jeffery	21	6	2/2	0/2	2/2		2	2	1					4	2	5
0,13	8	Laprovittola, Nicolas	16	2	0/1	0/2	2/2	1	3	4	4		2		1	2	2	4
0,00	16	Garuba, Usman	3	0		0/1		1	1	2	0							1
0,00	20	Carroll, Jaycee	2	0						0	0							0
0,00	50	Meiri, Salah	5	0	0/1			1		1	1					1		0
	9	Reyes, Felipe	DNP															
		Team						2	3	5								5
		Totals	200	88	18/27	13/26	13/14	6	25	31	20	3	15	4	3	15	17	107
					66.7%	50%	92.9%											

[Graphic stats](#)

[Shooting chart](#)

Q1

Q2

Q3

Q4

[Report](#)

[Video](#)

[Quotes](#)

20-18 27-23 21-18 20-23

Ldlc Asvel Villeurbanne-Real Madrid (77-87)

Real Madrid

Pun/Min	#	Player	Min	Pts	2FG	3FG	FT	Rebounds			As	St	To	Blocks		Fouls		PIR
								O	D	T				Fv	Ag	Cm	Rv	
0,57	33	Thompkins, Trey	35	20	5/9	3/9	1/1	1	6	7	1		3			2	1	14
0,72	5	Fernandez, Rudy	25	18	1/2	5/6	1/2		3	3	1		1			1	3	20
0,60	25	Mickey, Jordan	30	18	5/6	0/3	8/11	2	5	7	1		1	2		2	6	24
0,75	8	Laprovittola, Nicolas	16	12	3/5	1/1	3/3		2	2	3	2	2			1	3	17
0,38	1	Causeur, Fabien	29	11	3/4	1/3	2/2	1		1	3	1	2		1	3	5	12
0,38	22	Tavares, Walter	16	6	3/5			2	2	4	0			4		4		8
0,07	7	Campazzo, Facundo	27	2	0/1	0/2	2/2		4	4	9	2	3				5	16
0,00	44	Taylor, Jeffery	15	0	0/2				5	5	1	1	1		1	2		1
0,00	50	Meiri, Salah	8	0					3	3	0			1		1	1	4
	16	Garuba, Usman	DNP															
	17	Nakic, Mario	DNP															
		Team						1	2	3								3
		Totals	200	87	20/34	10/24	17/21	7	32	39	19	6	13	7	2	16	24	119
					58.8%	41.7%	81%											

[Graphic stats](#)

[Shooting chart](#)

Q1

Q2

Q3

Q4

[Report](#)

[Video](#)

[Quotes](#)

21-23 16-29 22-20 18-15

Euroleague 2019-2020 (Regular Season Game 16-15)



Panathinaikos Opap Athens-Real Madrid (75-87)

Real Madrid

Pun/Min	# Player	Min	Pts	2FG	3FG	FT	Rebounds					Blocks		Fouls		PIR	
							O	D	T	As	St	To	Fv	Ag	Cm		Rv
0,76	3 Randolph, Anthony	29	22	2/3	5/11	3/4	1	4	5	1	1	1			1	5	24
0,44	22 Tavares, Walter	32	14	5/7		4/5	8	6	14	3	1	2	1		1	5	32
0,63	1 Causeur, Fabien	19	12	3/7	2/4		2		2	3			1		2	1	11
0,50	44 Taylor, Jeffery	20	10	2/5	2/4		1	2	3	3		1		2	1		7
0,73	33 Thompkins, Trey	11	8	1/3	2/3			2	2								7
0,47	8 Laprovittola, Nicolas	15	7		2/5	1/2		1	1	2	1	2			2	2	5
0,24	7 Campazzo, Facundo	25	6	2/3	0/6	2/2	2	3	5	8	1	2			3	3	11
0,14	5 Fernandez, Rudy	22	3	0/2	1/4		2	1	3	3	2				1	2	7
0,38	25 Mickey, Jordan	8	3	1/2	0/1	1/2	1	2	3					1		1	3
0,11	14 Deck, Gabriel	19	2	1/2	0/2			3	3	1		1			1	1	2
#jVALOR!	16 Garuba, Usman	DNP															
	50 Mejri, Salah	DNP															
	Team						1	3	4								4
	Totals		87	17/34	14/40	11/15	18	27	45	24	6	9	2	3	12	20	113
				50%	35%	73.3%											

[Graphic stats](#)

[Shooting chart](#)

Q1	Q2	Q3	Q4
18-22	16-22	24-22	17-21

[Report](#)

[Video](#)

[Quotes](#)

Kirolbet Baskonia Vitoria-Gasteiz-Real Madrid (55-77)

Real Madrid

Pun/Min	# Player	Min	Pts	2FG	3FG	FT	Rebounds					Blocks		Fouls		PIR	
							O	D	T	As	St	To	Fv	Ag	Cm		Rv
0,75	25 Mickey, Jordan	20	15	5/7	1/1	2/2	1	7	8	0		1	1		4	4	21
0,57	5 Fernandez, Rudy	21	12	0/2	3/4	3/3		5	5	4	2	2				1	19
0,35	1 Causeur, Fabien	26	9	3/4	1/4		1	2	3	2				1			9
0,44	3 Randolph, Anthony	18	8	0/2	2/3	2/5		6	6	0					2	3	9
0,42	8 Laprovittola, Nicolas	19	8	1/3	2/3				0	6		3			1	2	9
0,42	14 Deck, Gabriel	19	8	4/8	0/1		2	2	4	1		1		1	3	2	5
0,37	33 Thompkins, Trey	19	7	2/3	1/3		2		2	1	1	1			4	1	4
0,29	7 Campazzo, Facundo	21	6	3/4	0/2		1	3	4	4	2	5			1	3	10
1,00	16 Garuba, Usman	2	2	1/1				1	1	0							3
0,11	22 Tavares, Walter	19	2	1/3				6	6	0	1	1	1	1	3	1	4
0,00	44 Taylor, Jeffery	18	0		0/2				0	2		1			2		-3
	50 Mejri, Salah	DNP															
	Team							3	3								3
	Totals		77	20/37	10/23	7/10	7	35	42	20	6	15	2	3	20	17	93
				54.1%	43.5%	70%											

[Graphic stats](#)

[Shooting chart](#)

Q1	Q2	Q3	Q4
13-15	16-30	15-12	11-20

[Report](#)

[Video](#)

[Quotes](#)

Euroleague 2019-2020 (Regular Season Game 14-13)



Real Madrid-Ax Armani Exchange Milan (76-67)

Real Madrid

Pun/Min	# Player	Min	Pts	2FG	3FG	FT	Rebounds					Blocks		Fouls		PIR	
							O	D	T	As	St	To	Fv	Ag	Cm		Rv
0,50	3 Randolph, Anthony	32	16	0/1	5/11	1/2		7	7	2	1				2	6	22
0,75	25 Mickey, Jordan	20	15	7/11	0/2	1/1	2	4	6	0		1	2		2	1	15
0,54	14 Deck, Gabriel	24	13	5/10		3/4		3	3	0		1			1	2	10
0,25	7 Campazzo, Facundo	28	7	2/3	0/4	3/3	1	1	2	12	3				1	7	25
0,58	8 Laprovittola, Nicolas	12	7	2/3	1/1				0	4		1			2	2	9
0,44	22 Tavares, Walter	16	7	2/2		3/4	3	4	7	0		1	2		3	3	14
0,17	5 Fernandez, Rudy	23	4	0/2	1/4	1/1		2	2	2					2	1	2
1,00	50 Meiri, Salah	4	4	2/2	0/1		1	1	2	0							5
0,14	44 Taylor, Jeffery	22	3	0/1	1/3			1	1	1	1	1			3		-1
0,00	1 Causeur, Fabien	7	0						0	0							0
0,00	20 Carroll, Jaycee	6	0	0/2	0/1				0	0				1	1		-5
	33 Thompkins, Trey	9	0		0/1			1	1	0		1			1		-2
	Team						1		1			1					
	Totals	200	76	20/37	8/28	12/15	8	24	32	21	5	7	4	1	18	22	94
				54.1%	28.6%	80%											

[Graphic stats](#)

[Shooting chart](#)

Q1

Q2

Q3

Q4

[Report](#)

[Video](#)

[Quotes](#)

18-21 12-18 24-13 22-15

Real Madrid-Olympiacos Piraeus (93-77)

Real Madrid

Pun/Min	# Player	Min	Pts	2FG	3FG	FT	Rebounds					Blocks		Fouls		PIR	
							O	D	T	As	St	To	Fv	Ag	Cm		Rv
1,06	1 Causeur, Fabien	17	18	5/6	2/3	2/2		1	1	2	1	1			1	3	21
0,60	3 Randolph, Anthony	25	15	1/3	4/9	1/2		2	2	0	2					1	12
0,71	7 Campazzo, Facundo	21	15	2/5	3/6	2/2	1		1	6		3			3	2	12
0,86	33 Thompkins, Trey	14	12	1/3	2/3	4/4	1	4	5	0		2			1	3	14
0,53	5 Fernandez, Rudy	19	10	2/2	2/6				0	0					3	3	6
0,42	25 Mickey, Jordan	19	8	2/3	1/1	1/2	1	3	4	2		1	1		2	2	12
0,29	22 Tavares, Walter	21	6	2/2		2/2	3	7	10	0					1	2	17
0,31	20 Carroll, Jaycee	13	4	2/2	0/1			2	2	1	1	1			1		5
0,25	44 Taylor, Jeffery	12	3		1/2			1	1	1		1			1		2
0,11	14 Deck, Gabriel	19	2	1/5			3		3	1					1		1
0,00	8 Laprovittola, Nicolas	19	0	0/3	0/2				0	4		3			2	2	-4
	50 Meiri, Salah	DNP															
	Team						1	1	2								2
	Totals		93	18/34	15/33	12/14	10	21	31	17	4	12	1	0	16	18	100
				52.9%	45.5%	85.7%											

[Graphic stats](#)

[Shooting chart](#)

Q1

Q2

Q3

Q4

[Report](#)

[Video](#)

[Quotes](#)

21-10 20-20 31-18 21-29

Euroleague 2019-2020 (Regular Season Game 12-11)



Real Madrid-Valencia Basket (111-99)

Real Madrid

Pun/Min	# Player	Min	Pts	2FG	3FG	FT	Rebounds					Blocks		Fouls		PIR	
							O	D	T	As	St	To	Fv	Ag	Cm		Rv
0,78	3 Randolph, Anthony	23	18	4/5	4/5	6/6		4	4	0	1		1			5	28
0,80	1 Causeur, Fabien	20	16	2/3	4/6		1	1	2	1					1	2	17
0,82	33 Thompkins, Trey	17	14	1/1	3/3	3/3	1	5	6	0			1			2	23
0,75	20 Carroll, Jaycee	16	12	2/3	2/4	2/2			0	0	1				3	1	8
0,52	22 Tavares, Walter	23	12	6/7		0/1	2	2	4	2			2		4	1	15
0,59	25 Mickey, Jordan	17	10	4/8		2/2	1	1	2	1		3	2	1	3	1	5
0,33	7 Campazzo, Facundo	24	8	1/4	2/3			2	2	17		3			2	3	21
0,50	14 Deck, Gabriel	16	8	4/7	0/1			1	1	2				1	3	1	4
0,33	5 Fernandez, Rudy	15	5		1/2	2/2		4	4	1	2		1			3	15
0,31	8 Laprovittola, Nicolas	16	5	1/1	0/1	3/4		1	1	5		1			2	3	9
0,23	44 Taylor, Jeffery	13	3	0/1	1/4		1		1	1		1			3		-3
	16 Garuba, Usman	DNP															
	Team						1	1	2								2
	Totals	200	111	21/35	17/29	18/20	7	22	29	30	4	8	7	2	21	22	144
				60%	58.6%	90%											

[Graphic stats](#)

[Shooting chart](#)

Q1

Q2

Q3

Q4

[Report](#)

[Video](#)

[Quotes](#)

30-29

23-20

27-21

31-29

Zenit St Petersburg-Real Madrid (71-86)

Real Madrid

Pun/Min	# Player	Min	Pts	2FG	3FG	FT	Rebounds					Blocks		Fouls		PIR	
							O	D	T	As	St	To	Fv	Ag	Cm		Rv
0,61	7 Campazzo, Facundo	31	19	3/3	3/8	4/4	1		1	6	2	3			1	3	22
0,54	14 Deck, Gabriel	28	15	3/6	1/2	6/7	2	6	8	2				2		7	25
0,55	1 Causeur, Fabien	20	11	1/2	3/5			1	1	2	1	2			3	2	9
0,58	5 Fernandez, Rudy	19	11	1/2	3/8			2	2	3			1			1	12
0,32	33 Thompkins, Trey	22	7	0/3	2/4	1/1	2	3	5	0				1	1	2	7
0,55	20 Carroll, Jaycee	11	6	0/2	2/3			1	1	1		1			1	2	5
0,21	22 Tavares, Walter	29	6	2/3		2/2	2	10	12	3	1	1	3		2	1	22
0,22	3 Randolph, Anthony	18	4	2/4	0/2			1	1	0		2			1	1	-1
0,36	25 Mickey, Jordan	11	4	2/5		0/1	3	1	4	0					1	1	4
0,33	8 Laprovittola, Nicolas	9	3		1/1			2	2	0		1			3		1
0,00	44 Taylor, Jeffery	4	0						0	0							0
	16 Garuba, Usman	DNP															
	Team						2	1	3								3
	Totals	200	86	14/30	15/33	13/15	12	28	40	17	4	10	4	3	13	20	109
				46.7%	45.5%	86.7%											

[Graphic stats](#)

[Shooting chart](#)

Q1

Q2

Q3

Q4

[Report](#)

[Video](#)

[Quotes](#)

19-22

18-22

19-22

15-20

Euroleague 2019-2020 (Regular Season Game 10-9)



Real Madrid-CSKA Moscow (97-81)

Real Madrid

Pun/Min	# Player	Min	Pts	2FG	3FG	FT	Rebounds					Blocks		Fouls		PIR	
							O	D	T	As	St	To	Fv	Ag	Cm		Rv
0,69	7 Campazzo, Facundo	26	18	5/8	2/3	2/3		4	4	6	1	2			4	6	24
0,53	14 Deck, Gabriel	32	17	7/10		3/3		11	11	6				1	2	5	33
0,60	23 Llull, Sergio	25	15	4/8	2/7	1/1	1	2	3	1	1	1			2	1	9
0,72	5 Fernandez, Rudy	18	13	1/1	3/5	2/2		1	1	0	1	1				2	14
0,41	3 Randolph, Anthony	29	12	1/1	3/6	1/1	1	2	3	0	1	1			1	2	13
0,50	1 Causeur, Fabien	18	9	4/4	0/1	1/2		1	1	1		2			3	1	5
0,25	25 Mickey, Jordan	20	5	1/1		3/4		3	3	0	1	4	2		4	3	5
0,57	20 Carroll, Jaycee	7	4	1/4	0/1	2/2	1		1	1						1	3
0,27	33 Thompkins, Trey	11	3	1/3	0/1	1/1			0	0	1	1				1	1
0,07	22 Tavares, Walter	14	1	0/1		1/2		4	4	0	2		3		4	1	5
0,00	16 Garuba, Usman	1	0						0	0					1		-1
	8 Laprovittola, Nicolas	DNP															
	Team						3	3	6								6
	Totals	200	97	25/41	10/24	17/21	6	31	37	15	8	12	5	1	21	23	117
				61%	41.7%	81%											

[Graphic stats](#)
[Shooting chart](#)

Q1 Q2 Q3 Q4
23-19 29-29 23-16 22-17

[Report](#) [Video](#)

[Quotes](#)

Real Madrid-Khimki Moscow Region (104-76)

Real Madrid

Pun/Min	# Player	Min	Pts	2FG	3FG	FT	Rebounds					Blocks		Fouls		PIR	
							O	D	T	As	St	To	Fv	Ag	Cm		Rv
1,06	3 Randolph, Anthony	18	19	0/2	5/6	4/4		4	4	0						3	23
0,65	7 Campazzo, Facundo	23	15	4/6	1/1	4/4		2	2	5	3	3			1	3	22
0,83	22 Tavares, Walter	18	15	6/6		3/3	2	3	5	0			1		2	3	22
0,72	20 Carroll, Jaycee	18	13	2/4	3/5		1	3	4	0		1		1	4	2	9
0,59	25 Mickey, Jordan	22	13	6/10	0/1	1/1	1	3	4	0			4	1		2	17
0,31	14 Deck, Gabriel	29	9	4/7		1/1		5	5	4		2			1	1	13
0,41	33 Thompkins, Trey	22	9	3/5	1/3			4	4	1	1				2	1	10
0,40	23 Llull, Sergio	15	6	0/1	2/3			1	1	6		2			1		8
0,23	5 Fernandez, Rudy	13	3	0/1	1/2	0/1		3	3	1		1			1		2
0,40	44 Taylor, Jeffery	5	2	1/2				1	1	2					1	1	4
0,00	8 Laprovittola, Nicolas	11	0		0/1		1	1	2	1		1			2	2	1
0,00	16 Garuba, Usman	7	0	0/1				1	1	1		2					-1
	Team						1	2	3								3
	Totals	200	104	26/45	13/22	13/14	6	33	39	21	4	12	5	2	15	18	133
				57.8%	59.1%	92.9%											

[Graphic stats](#)
[Shooting chart](#)

Q1 Q2 Q3 Q4
31-25 34-17 27-14 12-20

[Report](#) [Video](#)

[Quotes](#)

Euroleague 2019-2020 (Regular Season Game 8-7)



Real Madrid-FC Barcelona (86-76)

Real Madrid

Pun/Min	# Player	Min	Pts	2FG	3FG	FT	Rebounds			As	St	To	Blocks		Fouls		PIR
							O	D	T				Fv	Ag	Cm	Rv	
0,55	3 Randolph, Anthony	29	16	2/5	2/4	6/6	2	5	7	0	1	1	1		2	3	20
0,59	7 Campazzo, Facundo	22	13	3/5	1/6	4/5		3	3	6	2	1			4	4	15
0,52	14 Deck, Gabriel	25	13	3/5	1/3	4/7	1	5	6	3						4	19
0,86	25 Mickey, Jordan	14	12	4/4	0/1	4/4	1	2	3	1	1	2			5	2	11
0,31	44 Taylor, Jeffery	26	8	1/1	2/4		1	2	3	3	1	1			3		9
0,29	5 Fernandez, Rudy	21	6		2/5		1	2	3	2	2					2	12
0,46	16 Garuba, Usman	13	6	2/2		2/2	1	1	2	0	1				2	1	8
0,26	23 Llull, Sergio	23	6	3/9	0/4				0	2	1	5	1		1	2	-6
0,57	8 Laprovittola, Nicolas	7	4	1/2		2/2	1	1	2	0	1	1			2	2	5
0,12	22 Tavares, Walter	17	2	1/1				5	5	0		1	3		5	3	7
0,00	1 Causeur, Fabien	4	0	0/1					0	0							-1
	20 Carroll, Jaycee	DNP															
	Team						3	4	7			1					6
	Totals	200	86	20/35	8/27	22/26	11	30	41	17	10	13	4	1	24	23	105
				57.1%	29.6%	84.6%											

[Graphic stats](#)

[Shooting chart](#)

Q1

Q2

Q3

Q4

[Report](#)

[Video](#)

[Quotes](#)

32-14 16-36 23-14 15-12

Crvena Zvezda Mts Belgrade-Real Madrid (60-75)

Real Madrid

Pun/Min	# Player	Min	Pts	2FG	3FG	FT	Rebounds			As	St	To	Blocks		Fouls		PIR
							O	D	T				Fv	Ag	Cm	Rv	
0,64	23 Llull, Sergio	25	16	2/9	3/7	3/4		3	3	5		1		1	1	4	13
0,60	5 Fernandez, Rudy	20	12	0/1	4/7			2	2	1					2	1	10
0,37	22 Tavares, Walter	30	11	5/7	0/1	1/2	4	5	9	0			5		2	2	21
0,40	1 Causeur, Fabien	20	8	1/3	2/2			1	1	3	3	2			2	1	10
0,27	7 Campazzo, Facundo	22	6	3/3	0/3			4	4	2	2	1			2	2	10
0,83	8 Laprovittola, Nicolas	6	5	0/1	1/1	2/2			0	2	1					3	10
0,50	25 Mickey, Jordan	10	5	2/2		1/2	2		2	0		1	1		2	2	6
0,19	16 Garuba, Usman	21	4	2/4			4	4	8	0	1	1	1		2		9
0,40	20 Carroll, Jaycee	10	4	2/4	0/3			1	1	0				1	1		-2
0,11	3 Randolph, Anthony	19	2	1/2	0/5			2	2	0					2	1	-3
0,20	14 Deck, Gabriel	10	2	1/2	0/1		1	1	2	0			1		1	2	2
0,00	44 Taylor, Jeffery	7	0		0/1		1	1	2	0					1		0
	Team						2	2	4			1					3
	Totals	200	75	19/38	10/31	7/10	14	26	40	13	7	7	7	3	18	18	89
				50%	32.3%	70%											

[Graphic stats](#)

[Shooting chart](#)

Q1

Q2

Q3

Q4

[Report](#)

[Video](#)

[Quotes](#)

9-12 18-21 25-16 8-26

Euroleague 2019-2020 (Regular Season Game 6-5)



Real Madrid-Alba Berlin (85-71)

Real Madrid

Pun/Min	# Player	Min	Pts	2FG	3FG	FT	Rebounds			As	St	To	Blocks		Fouls		PIR
							O	D	T				Fv	Ag	Cm	Rv	
0,57	3 Randolph, Anthony	21	12	3/3	2/4		1	4	5		2	2			2	1	14
0,60	16 Garuba, Usman	20	12	5/5		2/4	2	1	3						1	2	14
0,67	23 Llull, Sergio	18	12	2/3	2/6	2/2		1	1	6	2	1			1	2	16
0,37	22 Tavares, Walter	30	11	5/6		1/3	2	6	8	1	1	2	4		3	3	20
0,31	7 Campazzo, Facundo	26	8	2/4	0/2	4/4		3	3	8	3	3			2	4	17
0,39	1 Causeur, Fabien	18	7	2/3	0/2	3/4		0	0			1				3	5
0,43	14 Deck, Gabriel	14	6	0/1		6/8	1	1	2	1		1				4	9
0,40	44 Taylor, Jeffery	15	6	1/2	1/1	1/2		1	1	1	2			1	3	2	6
0,19	5 Fernandez, Rudy	16	3	1/2	0/2	1/2		2	2	4	2	2				2	7
0,38	20 Carroll, Jaycee	8	3	0/2	1/2			1	1					1	1	1	0
0,38	25 Mickey, Jordan	8	3		1/1			3	3		1	2			3		2
0,40	8 Laprovittola, Nicolas	5	2	1/1				1	1	1		3			1	1	1
	Team							2	2			1					1
	Totals	200	85	22/32	7/20	20/29	6	26	32	22	13	18	4	2	17	25	112
				68.8%	35%	69%											

[Graphic stats](#)

[Shooting chart](#)

Q1	Q2	Q3	Q4
28-14	14-24	22/18	21/15

[Report](#)

[Video](#)

[Quotes](#)

FC Bayern Munich-Real Madrid (95-86)

Real Madrid

Pun/Min	# Player	Min	Pts	2FG	3FG	FT	Rebounds			As	St	To	Blocks		Fouls		PIR
							O	D	T				Fv	Ag	Cm	Rv	
0,68	3 Randolph, A	25	17	4/6	3/4	0/2	4	6	10	0		1			2	1	20
0,67	7 Campazzo, F	24	16	2/2	2/5	6/6			0	6	2	5			3	4	17
0,75	16 Garuba, Usman	16	12	5/6		2/5	1	3	4	0	3		1		1	5	20
0,45	25 Mickey, Jordan	22	10	4/6		2/4	2	4	6	0	1	2	1		2	5	15
0,43	1 Causeur, Fabien	21	9	3/6	1/5	0/2			0	1		1			1	2	1
0,42	23 Llull, Sergio	19	8	0/2	1/6	5/5		1	1	5					3	4	8
0,46	5 Fernandez, Rudy	13	6	0/1	2/6				0	2		1					2
0,15	14 Deck, Gabriel	20	3	1/1	0/1	1/1	1	3	4	3	1	2			4	2	6
0,27	20 Carroll, Jaycee	11	3	0/1	1/5				0	2				1	2		-3
0,17	22 Tavares, Walter	12	2	1/2			2	2	4	1		1	2		3		4
0,00	44 Taylor, Jeffery	16	0		0/1			1	1	0					1	2	1
	8 Laprovittola, N	DNP															
	Team							2	2			1					1
	Totals	200	86	20/33	10/33	16/25	12	20	32	20	7	14	4	1	22	25	92
				60.6%	30.3%	64%											

[Graphic stats](#)

[Shooting chart](#)

Q1	Q2	Q3	Q4
22-20	19-18	26-19	28-29

[Report](#)

[Video](#)

[Quotes](#)

Euroleague 2019-2020 (Regular Season Game 4-3)



Anadolu Efes Istanbul-Real Madrid (76-60)

Real Madrid

Pun/Min	# Player	Min	Pts	2FG	3FG	FT	Rebounds					Blocks		Fouls		PIR	
							O	D	T	As	St	To	Fv	Ag	Cm		Rv
0,78	23 Llull, Sergio	18	14	1/2	3/6	3/4			0	1	1	2			4	3	8
0,37	14 Deck, Gabriel	27	10	1/2	2/4	2/2	1	2	3	3			1		2	1	13
0,40	25 Mickey, Jordan	25	10	4/6	0/1	2/2	3	5	8	0		3	2		1	1	14
0,36	5 Fernandez, Rudy	25	9	1/1	2/6	1/2	1	3	4	1						6	15
0,46	3 Randolph, Anthony	13	6	0/2	2/4			1	1	0		4	1		1	1	0
0,46	20 Carroll, Jaycee	13	6	0/1	2/4			3	3	0		1				2	7
0,19	7 Campazzo, Facundo	27	5	0/6	1/3	2/2		1	1	0	2	2		2	2	3	4
0,00	1 Causeur, Fabien	9	0	0/3				2	2	0		2				1	-2
0,00	8 Laprovittola, Nicolas	6	0					1	1	1					3		-1
0,00	22 Tavares, Walter	15	0	0/1				5	5	0	1	2	1		2	2	4
0,00	44 Taylor, Jeffery	23	0	0/6	0/2		3		3	1			1		2		-5
	16 Garuba, Usman	DNP															
	Team						1	3	4								4
	Totals	200	60	7/30	12/30	10/12	9	26	35	14	4	16	6	2	17	20	61
				23.3%	40%	83.3%											

[Graphic stats](#)

[Shooting chart](#)

Q1	Q2	Q3	Q4
15-11	14-20	27-19	20-10

[Report](#)

[Video](#)

[Quotes](#)

Zalgiris Kaunas-Real Madrid (86-73)

Real Madrid

Pun/Min	# Player	Min	Pts	2FG	3FG	FT	Rebounds					Blocks		Fouls		PIR	
							O	D	T	As	St	To	Fv	Ag	Cm		Rv
0,50	3 Randolph, Anthony	30	15	3/4	3/5			2	2	0	1	2			3	5	15
0,45	7 Campazzo, Facundo	20	9	1/4	1/3	4/4			0	2		1			2	4	7
0,56	23 Llull, Sergio	16	9	1/4	1/4	4/4		2	2	4	1	2	1		4	3	8
0,44	14 Deck, Gabriel	16	7	2/2		3/4	1	1	2	0		2			1	2	7
0,70	20 Carroll, Jaycee	10	7	2/2	1/1	0/1			0	0						1	7
0,37	44 Taylor, Jeffery	19	7	2/3	1/2			1	1	1					1	1	7
0,50	1 Causeur, Fabien	12	6	3/4				2	2	3	1				1	1	11
0,23	25 Mickey, Jordan	26	6	3/5	0/1		1	5	6	3		2	1		4	1	8
0,38	8 Laprovittola, Nicolas	13	5	1/2	1/3			2	2	2		1			1	2	6
0,09	5 Fernandez, Rudy	22	2		0/3	2/2	1		1	3	1				2	2	4
0,00	9 Reyes, Felipe	4	0	0/1	0/1				0	0						1	-1
0,00	22 Tavares, Walter	12	0	0/1			2	1	3	0		2			2	1	-1
	Team						3	3	6								6
	Totals	200	73	18/32	8/23	13/15	8	19	27	18	4	12	2	0	21	24	84
				56.3%	34.8%	86.7%											

[Graphic stats](#)

[Shooting chart](#)

Q1	Q2	Q3	Q4
18-15	20-19	19-26	29-13

[Report](#)

[Video](#)

[Quotes](#)

Euroleague 2019-2020 (Regular Season Game 2-1)



Real Madrid-Maccabi Fox Tel Aviv (86-85)

Real Madrid

Pun/Min	# Player	Min	Pts	2FG	3FG	FT	Rebounds					Blocks		Fouls		PIR	
							O	D	T	As	St	To	Fv	Ag	Cm		Rv
0,80	25 Mickey, Jordan	20	16	4/5		8/8	3	8	11	1		2			1	6	30
0,82	20 Carroll, Jaycee	17	14	1/2	4/7	0/1			0	0				1	1	1	8
0,44	3 Randolph, Anthony	25	11	3/8	1/3	2/3		4	4	0	2			1	2	5	11
0,43	7 Campazzo, Facundo	23	10	1/4	1/4	5/6			0	4	1	3			2	7	10
0,57	14 Deck, Gabriel	14	8	3/3	0/1	2/2			0	0	1	1			1	2	8
0,54	1 Causeur, Fabien	13	7	2/2	1/1			2	2	3					2	1	11
0,27	5 Fernandez, Rudy	22	6	0/3	2/6		1	1	2	2		1			4	1	-1
0,27	23 Llull, Sergio	22	6	1/3	1/4	1/2		2	2	5		1			2	1	5
0,25	44 Taylor, Jeffery	24	6	0/3	2/5		3	3	6	2		1			2		5
0,10	22 Tavares, Walter	20	2	1/2			3	4	7	1		1			2	2	8
	8 Laprovittola, Nicolas	DNP															
	16 Garuba, Usman	DNP															
	Team						4		4								4
	Totals	200	86	16/35	12/31	18/22	14	24	38	18	4	10	0	2	19	26	99
				45.7%	38.7%	81.8%											

[Graphic stats](#)

[Shooting chart](#)

Q1	Q2	Q3	Q4
22-22	28-22	15-21	21-20

[Report](#)

[Video](#)

[Quotes](#)

Real Madrid-Fenerbahce Beko Istanbul (81-77)

Real Madrid

Pun/Min	# Player	Min	Pts	2FG	3FG	FT	Rebounds					Blocks		Fouls		PIR	
							O	D	T	As	St	To	Fv	Ag	Cm		Rv
0,58	44 Taylor, Jeffery	33	19	5/5	3/4			1	1	2	2	1	1		3		20
0,58	3 Randolph, Anthony	26	15	2/5	3/6	2/2	3	2	5	3	3	3			2	4	19
0,48	7 Campazzo, Facundo	29	14	3/5	2/5	2/2		4	4	8	2	2			3	6	24
0,40	5 Fernandez, Rudy	25	10	0/1	3/4	1/3		3	3	4		1			3	4	13
0,56	25 Mickey, Jordan	16	9	4/6		1/3		3	3	0	1		1			2	12
0,36	22 Tavares, Walter	22	8	4/6			1	4	5	2	1				3		11
0,22	14 Deck, Gabriel	18	4	2/4	0/1			1	1	1		1			1	2	3
0,14	23 Llull, Sergio	14	2		0/2	2/2		1	1	3		2			2	2	2
0,00	1 Causeur, Fabien	5	0						0	0					2		-2
0,00	8 Laprovittola, Nicolas	11	0	0/1	0/2			1	1	0	1	4		1	2		-8
	9 Reyes, Felipe	DNP															
	16 Garuba, Usman	DNP															
	Team						3		3			1					2
	Totals	200	81	20/33	11/24	8/12	7	20	27	23	10	15	2	1	21	20	96
				60.6%	45.8%	66.7%											

[Graphic stats](#)

[Shooting chart](#)

Q1	Q2	Q3	Q4
30-21	13-21	21-13	17-22

[Report](#)

[Video](#)

[Quotes](#)