



TURKISH AIRLINES

Comparison Euroleague 21-22 and 20-21

First Lap



NEWS LATEST



BARÇA



B Bitci

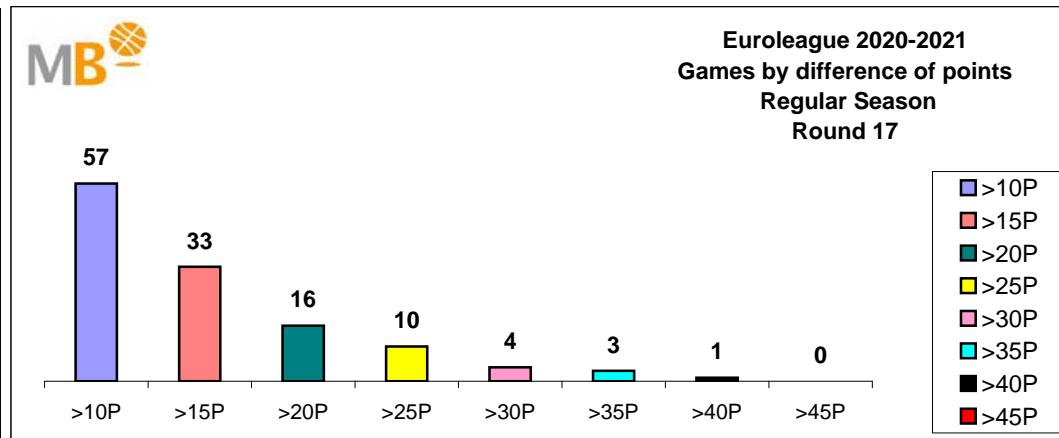
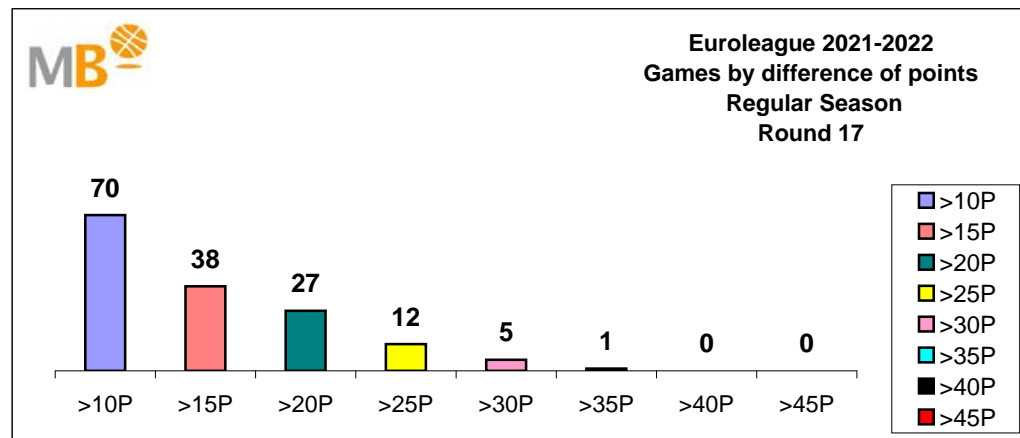
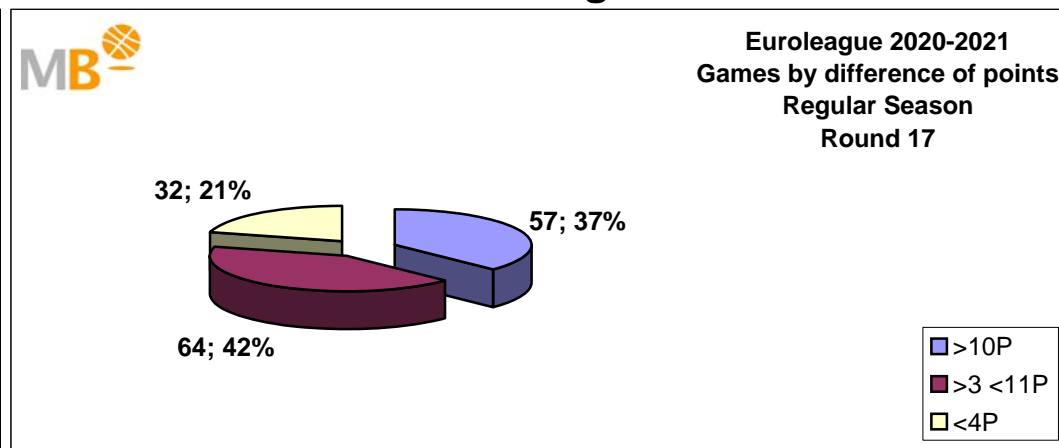
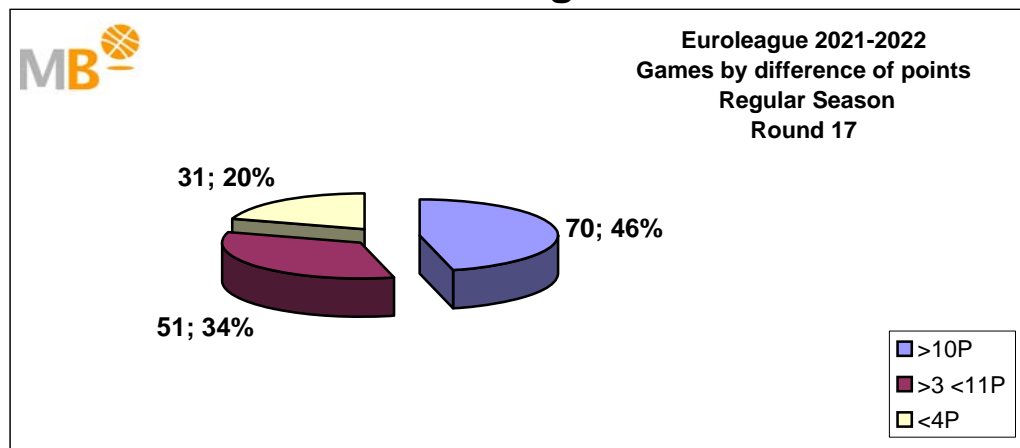


23-dic-21

Format

2021-2022 Regular Season

2020-2021 Regular Season



Partidos: 152
23-dic-21

Partidos: 153
30-dic-20

- >10P** Games finished with a difference of more than 10 points
- >15P** Games finished with a difference of more than 15 points
- >20P** Games finished with a difference of more than 20 points
- >25P** Games finished with a difference of more than 25 points
- >30P** Games finished with a difference of more than 30 points
- >35P** Games finished with a difference of more than 35 points
- >40P** Games finished with a difference of more than 40 points
- >45P** Games finished with a difference of more than 45 points
- >3<11P** Games finished with a difference between 4 and 10 points
- <4 P** Games finished with a difference of less than 4 points

In this season 46% of matches end with a difference of more than 10 points, 9% less than last season.

Euroleague

First Lap

2021-2022 Regular Season

Group Regular Season	W	L	PTS+	PTS-	+/-
1. FC Barcelona	15	2	1394	1248	146
2. Real Madrid	14	3	1349	1220	129
3. Olympiacos Piraeus	12	5	1360	1208	152
4. Zenit St Petersburg	11	6	1249	1218	31
5. AX Armani Exchange Milan	10	6	1200	1150	50
6. UNICS Kazan	10	7	1319	1234	85
7. CSKA Moscow	10	7	1346	1342	4
8. Anadolu Efes Istanbul	9	8	1401	1334	67
9. LDLC ASVEL Villeurbanne	8	9	1246	1332	-86
10. Fenerbahce Beko Istanbul	7	10	1291	1264	27
11. Maccabi Playtika Tel Aviv	7	10	1321	1334	-13
12. Crvena Zvezda mts Belgrade	7	10	1224	1247	-23
13. FC Bayern Munich	7	10	1264	1293	-29
14. AS Monaco	6	11	1351	1400	-49
15. ALBA Berlin	6	11	1285	1378	-93
16. Bitci Baskonia Vitoria-Gasteiz	6	11	1204	1338	-134
17. Panathinaikos OPAP Athens	4	13	1233	1345	-112
18. Zalgiris Kaunas	3	13	1123	1275	-152

Qualified

2020-2021 Regular Season

Group Regular Season	W	L	PTS+	PTS-	+/-
1. CSKA Moscow	14	3	1410	1295	115
2. Zenit St Petersburg	12	5	1328	1242	86
3. Real Madrid	12	5	1359	1281	78
4. FC Barcelona	11	6	1345	1238	107
5. FC Bayern Munich	11	6	1342	1279	63
6. Zalgiris Kaunas	10	7	1355	1314	41
7. Valencia Basket	10	7	1392	1370	22
8. AX Armani Exchange Milan	9	8	1343	1332	11
9. Olympiacos Piraeus	9	8	1349	1351	-2
10. TD Systems Baskonia Vitoria-Gasteiz	8	9	1333	1294	39
11. Anadolu Efes Istanbul	8	9	1302	1319	-17
12. Maccabi Playtika Tel Aviv	7	10	1307	1303	4
13. Fenerbahce Beko Istanbul	7	10	1240	1331	-91
14. ALBA Berlin	7	10	1307	1411	-104
15. Crvena Zvezda mts Belgrade	6	11	1253	1306	-53
16. LDLC ASVEL Villeurbanne	5	12	1282	1351	-69
17. Panathinaikos OPAP Athens	5	12	1321	1397	-76
18. Khimki Moscow Region	2	15	1356	1510	-154

Qualified

The difference in (+/-) between the 2021-22 and 2020-21 season is **125** points, **22%** more, going from 9 positive teams in the previous one to 10 in the current one

Average

	21-22	20-21	
>10P	46%	37%	Games finished with a difference of more than 10 points
>15P	25%	22%	Games finished with a difference of more than 15 points
>20P	18%	10%	Games finished with a difference of more than 20 points
>25P	8%	7%	Games finished with a difference of more than 25 points
>30P	3%	3%	Games finished with a difference of more than 30 points
>35P	1%	2%	Games finished with a difference of more than 35 points
>40P	0%	1%	Games finished with a difference of more than 40 points
>45P	0%	0%	Games finished with a difference of more than 45 points
>3<11P	34%	42%	Games finished with a difference between 4 and 10 points
<4 P	20%	21%	Games finished with a difference of less than 4 points