









Basketball Champions League 2024-2025




Group B

2/12 GAMES PLAYED

#	TEAM	GAMES				STREAK	GAME POINTS					POINTS	NEXT
		GP	W	L	%	LAST 5	FOR	AGT	-/+	FA	AA		
1	 Aliaga Petkimspor	1	1	0	100.0	● ● ● ● ●	85	70	15	85.0	70.0	2	
2	 Unicaja	1	1	0	100.0	● ● ● ● ●	92	85	7	92.0	85.0	2	
3	 Filou Oostende	1	0	1	0.0	● ● ● ● ●	85	92	-7	85.0	92.0	1	
4	 King Szczecin	1	0	1	0.0	● ● ● ● ●	70	85	-15	70.0	85.0	1	

Group C

2/12 GAMES PLAYED









#	TEAM	GAMES				STREAK	GAME POINTS					POINTS	NEXT
		GP	W	L	%	LAST 5	FOR	AGT	-/+	FA	AA		
1	 Saint-Quentin Basket-Ball	1	1	0	100.0	● ● ● ● ●	84	54	30	84.0	54.0	2	
2	 La Laguna Tenerife	1	1	0	100.0	● ● ● ● ●	87	76	11	87.0	76.0	2	
3	 Karsiyaka	1	0	1	0.0	● ● ● ● ●	76	87	-11	76.0	87.0	1	
4	 Kolossos H Hotels	1	0	1	0.0	● ● ● ● ●	54	84	-30	54.0	84.0	1	



Basketball Champions League 2024-2025








Group G

2/12 GAMES PLAYED

#	TEAM	GAMES				STREAK	GAME POINTS					POINTS	NEXT
		GP	W	L	%	LAST 5	FOR	AGT	-/+	FA	AA		
1	 BAXI Manresa	1	1	0	100.0	● ● ● ● ●	92	64	28	92.0	64.0	2	
2	 Bertram Derthona Basket	1	1	0	100.0	● ● ● ● ●	87	81	6	87.0	81.0	2	
3	 NINERS Chemnitz	1	0	1	0.0	● ● ● ● ●	81	87	-6	81.0	87.0	1	
4	 SL Benfica	1	0	1	0.0	● ● ● ● ●	64	92	-28	64.0	92.0	1	

Group H

2/12 GAMES PLAYED

#	TEAM	GAMES				STREAK	GAME POINTS					POINTS	NEXT
		GP	W	L	%	LAST 5	FOR	AGT	-/+	FA	AA		
1	 FMP SoccerBet	1	1	0	100.0	● ● ● ● ●	70	58	12	70.0	58.0	2	
2	 Manisa Basket	1	1	0	100.0	● ● ● ● ●	103	97	6	103.0	97.0	2	
3	 UCAM Murcia	1	0	1	0.0	● ● ● ● ●	97	103	-6	97.0	103.0	1	
4	 Peristeri Domino's	1	0	1	0.0	● ● ● ● ●	58	70	-12	58.0	70.0	1	



Basketball Champions League 2024-2025

Unicaja

Regular Season (1-0)



#	PLAYERS	GP	MIN	SHOTS				REBOUNDS				AST	PF	TO	STL	BLK	+/-	EFF	PTS
				FG	2PT FG	3PT FG	FT	OREB	DREB	REB									
1	Dylan Osetkowski	1	25.0	7/15 46.7%	1/5 20.0%	6/10 60.0%	4/5 80.0%	2.0	5.0	7.0	1.0	2.0	1.0	0.0	0.0	15.0	22.0	24.0	
6	Kameron Taylor	1	24.0	3/4 75.0%	2/2 100.0%	1/2 50.0%	0/0 0.0%	1.0	5.0	6.0	4.0	3.0	1.0	0.0	1.0	14.0	16.0	7.0	
55	Kendrick Perry	1	21.0	4/6 66.7%	4/4 100.0%	0/2 0.0%	5/5 100.0%	0.0	1.0	1.0	4.0	1.0	0.0	1.0	0.0	4.0	17.0	13.0	
11	Tyson Carter	1	21.0	2/4 50.0%	0/0 0.0%	2/4 50.0%	0/0 0.0%	0.0	2.0	2.0	6.0	1.0	5.0	0.0	0.0	-3.0	7.0	6.0	
9	Alberto Diaz	1	17.0	0/1 0.0%	0/0 0.0%	0/1 0.0%	3/3 100.0%	0.0	0.0	0.0	6.0	2.0	0.0	0.0	0.0	9.0	8.0	3.0	
4	Tyler Kalinoski	1	16.0	5/8 62.5%	3/3 100.0%	2/5 40.0%	2/2 100.0%	0.0	2.0	2.0	1.0	3.0	1.0	1.0	0.0	-4.0	14.0	14.0	
3	Melvin Ejim	1	15.0	2/5 40.0%	2/3 66.7%	0/2 0.0%	1/1 100.0%	1.0	1.0	2.0	0.0	3.0	3.0	1.0	0.0	-8.0	2.0	5.0	
14	Nihad Dedovic	1	15.0	1/2 50.0%	0/1 0.0%	1/1 100.0%	0/0 0.0%	0.0	2.0	2.0	0.0	3.0	2.0	0.0	0.0	10.0	2.0	3.0	
77	Yankuba Sima	1	13.0	3/6 50.0%	3/6 50.0%	0/0 0.0%	0/0 0.0%	1.0	3.0	4.0	1.0	2.0	0.0	0.0	1.0	11.0	9.0	6.0	
2	Aleksander Balcerowski	1	13.0	2/2 100.0%	2/2 100.0%	0/0 0.0%	1/1 100.0%	0.0	2.0	2.0	0.0	3.0	1.0	0.0	2.0	-1.0	8.0	5.0	
45	David Kravish	1	13.0	3/7 42.9%	3/6 50.0%	0/1 0.0%	0/0 0.0%	1.0	2.0	3.0	0.0	2.0	0.0	1.0	0.0	-4.0	6.0	6.0	
7	Jonathan Barreiro	1	6.0	0/0 0.0%	0/0 0.0%	0/0 0.0%	0/0 0.0%	0.0	0.0	0.0	1.0	0.0	1.0	0.0	0.0	-8.0	0.0	0.0	
Team/Coaches								2.0	2.0	4.0	-	0.0	2.0						
TOTAL		200		32/60 53.3%	20/32 62.5%	12/28 42.9%	16/17 94.1%	8.0	27.0	35.0	24.0	25.0	17.0	4.0	4.0	7.0	111.0	92.0	

Basketball Champions League 2024-2025

La Laguna Tenerife

Regular Season (1-0)



#	PLAYERS	GP	MIN	SHOTS				REBOUNDS										
				FG	2PT FG	3PT FG	FT	OREB	DREB	REB	AST	PF	TO	STL	BLK	+/-	EFF	PTS
6	Bruno Fitipaldo	1	30.7	6.0/11.0 54.5%	3.0/6.0 50.0%	3.0/5.0 60.0%	1.0/1.0 100.0%	0.0	0.0	0.0	5.0	3.0	6.0	2.0	1.0	15.0	13.0	16.0
42	Aaron Doornekamp	1	26.5	2.0/4.0 50.0%	1.0/1.0 100.0%	1.0/3.0 33.3%	0.0/0.0 0.0%	0.0	3.0	3.0	5.0	2.0	0.0	1.0	0.0	14.0	12.0	5.0
35	Fran Guerra	1	25.0	6.0/7.0 85.7%	6.0/7.0 85.7%	0.0/0.0 0.0%	8.0/9.0 88.9%	0.0	4.0	4.0	2.0	4.0	1.0	1.0	0.0	17.0	24.0	20.0
0	Payton Willis	1	23.8	7.0/9.0 77.8%	4.0/4.0 100.0%	3.0/5.0 60.0%	2.0/2.0 100.0%	0.0	4.0	4.0	2.0	1.0	2.0	2.0	1.0	11.0	24.0	19.0
15	Joan Sastre	1	20.8	4.0/4.0 100.0%	3.0/3.0 100.0%	1.0/1.0 100.0%	0.0/0.0 0.0%	0.0	2.0	2.0	2.0	2.0	0.0	1.0	0.0	18.0	14.0	9.0
11	Thomas Scrubb	1	19.2	2.0/3.0 66.7%	1.0/2.0 50.0%	1.0/1.0 100.0%	0.0/0.0 0.0%	1.0	4.0	5.0	1.0	0.0	1.0	0.0	1.0	-7.0	10.0	5.0
1	David Kramer	1	16.2	3.0/7.0 42.9%	1.0/2.0 50.0%	2.0/5.0 40.0%	0.0/0.0 0.0%	0.0	0.0	0.0	0.0	0.0	1.0	1.0	0.0	0.0	4.0	8.0
19	Giorgi Shermadini	1	14.2	0.0/0.0 0.0%	0.0/0.0 0.0%	0.0/0.0 0.0%	3.0/4.0 75.0%	0.0	2.0	2.0	0.0	2.0	2.0	1.0	0.0	-3.0	3.0	3.0
21	Tim Abromaitis	1	13.5	1.0/3.0 33.3%	1.0/2.0 50.0%	0.0/1.0 0.0%	0.0/0.0 0.0%	0.0	2.0	2.0	0.0	2.0	1.0	0.0	0.0	-3.0	1.0	2.0
13	Lluis Costa	1	9.3	0.0/1.0 0.0%	0.0/1.0 0.0%	0.0/0.0 0.0%	0.0/0.0 0.0%	0.0	1.0	1.0	1.0	2.0	1.0	0.0	0.0	-4.0	0.0	0.0
12	Ilimane Diop	1	0.8	0.0/0.0 0.0%	0.0/0.0 0.0%	0.0/0.0 0.0%	0.0/0.0 0.0%	0.0	0.0	0.0	0.0	0.0	0.0	0.0	0.0	-3.0	0.0	0.0
2	Konstantin Kostadinov	0	0.0	0/0 0%	0/0 0%	0/0 0%	0/0 0%											
Team/Coaches								2.0	1.0	3.0	-	2.0	2.0					
TOTAL		200.0		31.0/49.0 63.3%	20.0/28.0 71.4%	11.0/21.0 52.4%	14.0/16.0 87.5%	3.0	23.0	26.0	18.0	20.0	17.0	9.0	3.0	11.0	105.0	87.0

Basketball Champions League 2024-2025

BAXI Manresa

Regular Season (0-1)



#	PLAYERS	GP	MIN	SHOTS				REBOUNDS										PTS
				FG	2PT FG	3PT FG	FT	OREB	DREB	REB	AST	PF	TO	STL	BLK	+/-	EFF	
21	Derrick Alston	1	20.7	8.0/13.0 61.5%	4.0/7.0 57.1%	4.0/6.0 66.7%	5.0/5.0 100.0%	3.0	4.0	7.0	2.0	1.0	3.0	3.0	0.0	25.0	29.0	25.0
5	Guillem Jou	1	20.3	1.0/5.0 20.0%	1.0/1.0 100.0%	0.0/4.0 0.0%	0.0/0.0 0.0%	1.0	1.0	2.0	1.0	0.0	1.0	0.0	0.0	13.0	0.0	2.0
13	Musa Sagnia	1	20.1	2.0/5.0 40.0%	1.0/2.0 50.0%	1.0/3.0 33.3%	0.0/0.0 0.0%	1.0	3.0	4.0	1.0	0.0	2.0	1.0	3.0	15.0	9.0	5.0
24	Cameron Hunt	1	18.5	4.0/6.0 66.7%	2.0/3.0 66.7%	2.0/3.0 66.7%	4.0/4.0 100.0%	0.0	2.0	2.0	3.0	0.0	2.0	1.0	0.0	15.0	16.0	14.0
17	Mario Saint-Supery	1	18.3	4.0/6.0 66.7%	3.0/3.0 100.0%	1.0/3.0 33.3%	4.0/5.0 80.0%	0.0	2.0	2.0	6.0	4.0	0.0	0.0	0.0	22.0	18.0	13.0
97	Emanuel Cate	1	17.9	5.0/6.0 83.3%	5.0/6.0 83.3%	0.0/0.0 0.0%	4.0/5.0 80.0%	0.0	4.0	4.0	2.0	0.0	1.0	3.0	0.0	23.0	20.0	14.0
1	Chuba Ohams	1	17.1	2.0/3.0 66.7%	2.0/2.0 100.0%	0.0/1.0 0.0%	1.0/3.0 33.3%	1.0	6.0	7.0	0.0	3.0	0.0	1.0	0.0	4.0	10.0	5.0
4	Santiago Vescovi	1	15.1	0.0/4.0 0.0%	0.0/1.0 0.0%	0.0/3.0 0.0%	0.0/0.0 0.0%	0.0	1.0	1.0	1.0	2.0	1.0	1.0	0.0	11.0	-2.0	0.0
12	Marcis Steinbergs	1	14.4	1.0/5.0 20.0%	1.0/2.0 50.0%	0.0/3.0 0.0%	0.0/0.0 0.0%	0.0	2.0	2.0	1.0	3.0	2.0	0.0	1.0	5.0	0.0	2.0
32	Retin Obasohan	1	13.9	2.0/5.0 40.0%	1.0/4.0 25.0%	1.0/1.0 100.0%	0.0/0.0 0.0%	1.0	3.0	4.0	2.0	2.0	1.0	1.0	1.0	5.0	9.0	5.0
55	Dani Perez	1	13.9	0.0/4.0 0.0%	0.0/1.0 0.0%	0.0/3.0 0.0%	2.0/4.0 50.0%	0.0	3.0	3.0	4.0	4.0	2.0	0.0	0.0	0.0	1.0	2.0
35	Amida Brimah	1	9.8	2.0/3.0 66.7%	2.0/3.0 66.7%	0.0/0.0 0.0%	1.0/2.0 50.0%	2.0	0.0	2.0	0.0	1.0	0.0	0.0	3.0	2.0	8.0	5.0
Team/Coaches								3.0	1.0	4.0	-	0.0	0.0					
TOTAL		200.0		31.0/65.0 47.7%	22.0/35.0 62.9%	9.0/30.0 30.0%	21.0/28.0 75.0%	12.0	32.0	44.0	23.0	20.0	15.0	11.0	8.0	28.0	118.0	92.0

Basketball Champions League 2024-2025

UCAM Murcia

Regular Season (0-1)



#	PLAYERS	GP	MIN	SHOTS				REBOUNDS			AST	PF	TO	STL	BLK	+/-	EFF	PTS
				FG	2PT FG	3PT FG	FT	OREB	DREB	REB								
20	Vladimir Brodziansky	1	29.0	4/6 66.7%	3/4 75.0%	1/2 50.0%	4/4 100.0%	5.0	1.0	6.0	2.0	1.0	1.0	0.0	0.0	-12.0	18.0	13.0
8	Howard Sant-Roos	1	28.0	1/4 25.0%	0/2 0.0%	1/2 50.0%	0/0 0.0%	1.0	2.0	3.0	5.0	5.0	1.0	1.0	0.0	-5.0	8.0	3.0
31	Dylan Ennis	1	27.0	8/15 53.3%	5/8 62.5%	3/7 42.9%	4/6 66.7%	0.0	4.0	4.0	3.0	3.0	3.0	0.0	0.0	-1.0	18.0	23.0
21	Moussa Diagne	1	26.0	3/4 75.0%	3/4 75.0%	0/0 0.0%	1/1 100.0%	4.0	4.0	8.0	1.0	3.0	2.0	1.0	1.0	-9.0	15.0	7.0
22	Ludvig Hakanson	1	25.0	4/10 40.0%	2/4 50.0%	2/6 33.3%	0/0 0.0%	1.0	4.0	5.0	5.0	3.0	2.0	2.0	0.0	2.0	14.0	10.0
12	Jonah Radebaugh	1	23.0	4/11 36.4%	2/6 33.3%	2/5 40.0%	0/0 0.0%	0.0	2.0	2.0	1.0	3.0	2.0	2.0	1.0	-15.0	7.0	10.0
19	Marko Todorovic	1	18.0	2/10 20.0%	2/7 28.6%	0/3 0.0%	3/4 75.0%	1.0	3.0	4.0	1.0	5.0	0.0	1.0	1.0	3.0	5.0	7.0
10	Troy Caupain	1	17.0	2/6 33.3%	1/1 100.0%	1/5 20.0%	2/4 50.0%	0.0	0.0	0.0	4.0	1.0	2.0	2.0	0.0	2.0	5.0	7.0
11	Nemanja Radovic	1	16.0	3/5 60.0%	3/4 75.0%	0/1 0.0%	2/2 100.0%	2.0	0.0	2.0	3.0	1.0	0.0	1.0	0.0	4.0	12.0	8.0
00	Rodions Kurucs	1	16.0	4/9 44.4%	4/6 66.7%	0/3 0.0%	1/1 100.0%	3.0	2.0	5.0	1.0	2.0	3.0	2.0	0.0	-1.0	9.0	9.0
6	Dani Garcia	1	0.0	0/0 0.0%	0/0 0.0%	0/0 0.0%	0/0 0.0%	0.0	0.0	0.0	0.0	0.0	0.0	0.0	0.0	2.0	0.0	0.0
25	Arturs Kurucs	0	0.0	0/0 0%	0/0 0%	0/0 0%	0/0 0%											
Team/Coaches								3.0	0.0	3.0	-	0.0	2.0					
TOTAL			225	35/80 43.8%	25/46 54.3%	10/34 29.4%	17/22 77.3%	20.0	22.0	42.0	26.0	27.0	18.0	12.0	3.0	-6.0	111.0	97.0