

FIBA Eurobasket 2022

Geogia-Czech Republic-Germania-Italy Spain

Points/Minutes			40'			40'			40'		
W. Hernangomez	0,79	32	R. Fernandez	0,44	17	J. Fernandez	0,33	13			
L. Brown	0,60	24	J. Pradilla	0,39	16	U. Garuba	0,28	11			
J. Hernangomez	0,55	22	A. Diaz	0,34	14	J. Parra	0,23	9			
D. Brizuela	0,50	20	X. Lopez	0,24	10	S. Saiz	0,50	20			
Rebounds/Minutes			40'			40'			40'		
W. Hernangomez	0,32	13	R. Fernandez	0,13	5	J. Fernandez	0,05	2			
L. Brown	0,07	3	J. Pradilla	0,18	7	U. Garuba	0,30	12			
J. Hernangomez	0,21	9	A. Diaz	0,07	3	J. Parra	0,20	8			
D. Brizuela	0,04	2	X. Lopez	0,12	5	S. Saiz	0,25	10			
Assists/Minutes			40'			40'			40'		
W. Hernangomez	0,05	2	R. Fernandez	0,09	3	J. Fernandez	0,10	4			
L. Brown	0,30	12	J. Pradilla	0,07	3	U. Garuba	0,15	6			
J. Hernangomez	0,04	2	A. Diaz	0,09	3	J. Parra	0,03	1			
D. Brizuela	0,10	4	X. Lopez	0,08	3	S. Saiz	0,03	1			
Eff/Minutes			40'			40'			40'		
W. Hernangomez	0,91	36	R. Fernandez	0,51	20	J. Fernandez	0,28	11			
L. Brown	0,66	26	J. Pradilla	0,50	20	U. Garuba	0,66	26			
J. Hernangomez	0,63	25	A. Diaz	0,40	16	J. Parra	0,28	11			
D. Brizuela	0,37	15	X. Lopez	0,29	11	S. Saiz	0,72	29			

Totals	Minutes	Points	Rebounds	Assists	Ef	FG
Players	%	%	%	%	%	%
W. Hernangomez	11%	19%	22%	5%	18%	17%
L. Brown	12%	17%	6%	36%	16%	32%
J. Hernangomez	12%	14%	16%	5%	14%	23%
D. Brizuela	8%	9%	2%	7%	5%	18%
R. Fernandez	8%	7%	6%	6%	7%	13%
J. Pradilla	7%	6%	8%	5%	7%	12%
A. Diaz	8%	6%	3%	7%	6%	10%
X. Lopez	11%	6%	9%	8%	6%	16%
J. Fernandez	7%	5%	2%	7%	4%	12%
U. Garuba	8%	5%	16%	12%	10%	9%
J. Parra	6%	3%	7%	2%	3%	7%
S. Saiz	2%	2%	3%	1%	2%	3%

FIBA Eurobasket 2022

Georgia-Czech Republic-Germania-Italy

Spain



Cumulated Statistics

#	Players	G	Min	FG	2pts	3pts	FT	O	D	Tot	As	PF	To	St	BS	+/-	Ef	Pts
14	W. Hernangomez	9	195	58/91 63.7%	57/89 64%	1/2 50%	38/47 80.9%	25	37	62	9	15	12	4	1	44	177	155
2	L. Brown	9	227	49/106 46.2%	38/72 52.8%	11/34 32.4%	28/32 87.5%	5	11	16	68	12	21	11	0	37	150	137
41	J. Hernangomez	9	210	41/78 52.6%	22/29 75.9%	19/49 38.8%	14/16 87.5%	12	33	45	9	11	5	6	2	77	133	115
8	D. Brizuela	9	141	27/62 43.5%	16/29 55.2%	11/33 33.3%	6/9 66.7%	3	3	6	14	16	5	4	0	25	52	71
5	R. Fernandez	8	140	19/43 44.2%	3/6 50%	16/37 43.2%	7/9 77.8%	7	11	18	12	7	1	6	1	63	71	61
4	J. Pradilla	9	132	20/40 50%	15/30 50%	5/10 50%	7/9 77.8%	12	12	24	9	22	6	9	0	31	66	52
9	A. Diaz	9	151	18/34 52.9%	8/9 88.9%	10/25 40%	5/6 83.3%	2	8	10	13	18	5	8	0	76	60	51
6	X. Lopez	9	206	18/53 34%	12/20 60%	6/33 18.2%	7/8 87.5%	12	13	25	16	23	5	10	0	52	59	49
7	J. Fernandez	9	133	17/41 41.5%	8/21 38.1%	9/20 45%	1/3 33.3%	0	7	7	13	15	7	6	0	20	37	44
16	U. Garuba	9	152	15/29 51.7%	14/23 60.9%	1/6 16.7%	11/14 78.6%	17	28	45	23	14	8	8	7	47	100	42
44	J. Parra	8	104	8/23 34.8%	5/10 50%	3/13 23.1%	5/6 83.3%	6	15	21	3	15	4	1	0	21	29	24
11	S. Saiz	7	32	6/9 66.7%	6/9 66.7%	0/0 -%	4/5 80%	1	7	8	1	6	1	0	3	-3	23	16
Team/Coaches								24	12	36	0	4	10	0	0	0	0.0	
TOTALS			1825	296/609 48.6%	204/347 58.8%	92/262 35.1%	133/164 81.1%	126	197	323	190	178	90	73	14	98	957.0	817

Average Statistics

#	Players	G	Min	FG	2pts	3pts	FT	O	D	Tot	As	PF	To	St	BS	+/-	Ef	Pts
14	W. Hernangomez	9	21.7	6.4/10.1 63.7%	6.3/9.9 64%	0.1/0.2 50%	4.2/5.2 80.9%	2.8	4.1	6.9	1.0	1.7	1.3	0.4	0.1	4.9	19.7	17.2
2	L. Brown	9	25.2	5.4/11.8 46.2%	4.2/8.0 52.8%	1.2/3.8 32.4%	3.1/3.6 87.5%	0.6	1.2	1.8	7.6	1.3	2.3	1.2	0.0	4.1	16.7	15.2
41	J. Hernangomez	9	23.4	4.6/8.7 52.6%	2.4/3.2 75.9%	2.1/5.4 38.8%	1.6/1.8 87.5%	1.3	3.7	5.0	1.0	1.2	0.6	0.7	0.2	8.6	14.8	12.8
8	D. Brizuela	9	15.6	3.0/6.9 43.5%	1.8/3.2 55.2%	1.2/3.7 33.3%	0.7/1.0 66.7%	0.3	0.3	0.7	1.6	1.8	0.6	0.4	0.0	2.8	5.8	7.9
5	R. Fernandez	8	17.5	2.4/5.4 44.2%	0.4/0.8 50%	2.0/4.6 43.2%	0.9/1.1 77.8%	0.9	1.4	2.3	1.5	0.9	0.1	0.8	0.1	7.9	8.9	7.6
4	J. Pradilla	9	14.7	2.2/4.4 50%	1.7/3.3 50%	0.6/1.1 50%	0.8/1.0 77.8%	1.3	1.3	2.7	1.0	2.4	0.7	1.0	0.0	3.4	7.3	5.8
9	A. Diaz	9	16.8	2.0/3.8 52.9%	0.9/1.0 88.9%	1.1/2.8 40%	0.6/0.7 83.3%	0.2	0.9	1.1	1.4	2.0	0.6	0.9	0.0	8.4	6.7	5.7
6	X. Lopez	9	22.9	2.0/5.9 34%	1.3/2.2 60%	0.7/3.7 18.2%	0.8/0.9 87.5%	1.3	1.4	2.8	1.8	2.6	0.6	1.1	0.0	5.8	6.6	5.4
7	J. Fernandez	9	14.8	1.9/4.6 41.5%	0.9/2.3 38.1%	1.0/2.2 45%	0.1/0.3 33.3%	0.0	0.8	0.8	1.4	1.7	0.8	0.7	0.0	2.2	4.1	4.9
16	U. Garuba	9	16.9	1.7/3.2 51.7%	1.6/2.6 60.9%	0.1/0.7 16.7%	1.2/1.6 78.6%	1.9	3.1	5.0	2.6	1.6	0.9	0.9	0.8	5.2	11.1	4.7
44	J. Parra	8	13.0	1.0/2.9 34.8%	0.6/1.2 50%	0.4/1.6 23.1%	0.6/0.8 83.3%	0.8	1.9	2.6	0.4	1.9	0.5	0.1	0.0	2.6	3.6	3
11	S. Saiz	7	4.6	0.9/1.3 66.7%	0.9/1.3 66.7%	0.0/0.0 -%	0.6/0.7 80%	0.1	1.0	1.1	0.1	0.9	0.1	0.0	0.4	-0.4	3.3	2.3
Team/Coaches								2.7	1.3	4.0	0.0	0.4	1.1	0.0	0.0	0.0	0.0	
TOTALS			202.8	32.9/67.7 48.6%	22.7/38.6 58.8%	10.2/29.1 35.1%	14.8/18.2 81.1%	14.0	21.9	35.9	21.1	19.8	10.0	8.1	1.6	10.9	106.3	90.8

FIBA Eurobasket 2022

Georgia-Czech Republic-Germania-Italy

Final

Spain-France (88-76)

Spain



Pun/Min	#	Players	Min	Pts	FG	2Pts	3Pts	FT	OREB	DREB	REB	AST	PF	TO	STL	BLK	+/-	EFF
1,04	41	J Hernangomez	26	27	9/1181.8%	2/2100%	7/977.8%	2/2100%	2	3	5	0	1	2	2	0	15	30
0,48	2	Lorenzo Brown	29	14	4/1330.8%	4/850%	0/50%	6/6100%	0	0	0	11	2	0	2	0	9	18
0,61	14	W Hernangomez	23	14	5/1435.7%	5/1435.7%	0/0-	4/666.7%	3	5	8	0	1	0	0	0	5	11
0,65	7	Jaime Fernandez	20	13	5/771.4%	2/366.7%	3/475%	0/0-	0	0	0	2	2	1	4	0	2	16
0,42	9	Alberto Diaz	19	8	3/560%	1/1100%	2/450%	0/0-	0	0	0	3	0	0	2	0	3	11
0,50	5	Rudy Fernandez	14	7	2/366.7%	0/0-	2/366.7%	1/250%	0	1	1	0	1	1	1	0	7	6
0,25	8	Dario Brizuela	12	3	1/1100%	0/0-	1/1100%	0/0-	0	0	0	2	1	1	0	0	10	4
0,13	16	Usman Garuba	16	2	1/250%	1/1100%	0/10%	0/0-	1	1	2	4	0	1	1	2	7	9
0,00	4	Jaime Pradilla	13	0	0/0-	0/0-	0/0-	0/0-	1	2	3	0	2	1	0	0	-3	2
0,00	6	Xabi Lopez	26	0	0/60%	0/20%	0/40%	0/0-	2	2	4	2	4	0	0	0	5	0
0,00	11	Sebastian Saiz	1	0	0/0-	0/0-	0/0-	0/0-	0	0	0	0	0	0	0	0	0	0
0,00	44	Joel Parra	1	0	0/0-	0/0-	0/0-	0/0-	0	0	0	0	0	0	0	0	0	0
Team/Coaches									2	2	4		1	2				
Totals			200	88	30/6248.4%	15/3148.4%	15/3148.4%	13/1681.2%	11	16	27	24	15	9	12	2	12	107

[Team Comparison](#)
[Shot Chart](#)

[Overview](#)
[Videos](#)

Q1	Q2	Q3	Q4
23-14	24-23	19-20	22-19

#	Players	Minutes	Points	Rebounds	Assists	Rff	FG
Totals		%	%	%	%	%	%
41	J Hernangomez	13%	31%	22%	0%	28%	18%
2	Lorenzo Brown	15%	16%	0%	46%	17%	21%
14	W Hernangomez	12%	16%	35%	0%	10%	23%
7	Jaime Fernandez	10%	15%	0%	8%	15%	11%
9	Alberto Diaz	10%	9%	0%	13%	10%	8%
5	Rudy Fernandez	7%	8%	4%	0%	6%	5%
8	Dario Brizuela	6%	3%	0%	8%	4%	2%
16	Usman Garuba	8%	2%	9%	17%	8%	0%
4	Jaime Pradilla	7%	0%	13%	0%	2%	10%
6	Xabi Lopez	13%	0%	17%	8%	0%	3%
11	Sebastian Saiz	1%	0%	0%	0%	0%	0%
44	Joel Parra	1%	0%	0%	0%	0%	0%

FIBA Eurobasket 2022

Georgia-Czech Republic-Germania-Italy

Semi-Final

Germany-Spain (91-96)

Spain



Pun/Min	#	Players	Min	Pts	FG	2Pts	3Pts	FT	OREB	DREB	REB	AST	PF	TO	STL	BLK	+/-	EFF
0,85	2	Lorenzo Brown	34	29	11/1764.7%	8/1080%	3/742.9%	4/4100%	0	2	2	6	1	4	0	0	-7	27
0,73	14	W Hernangomez	22	16	5/771.4%	4/666.7%	1/1100%	5/5100%	1	3	4	1	2	4	2	0	-3	17
0,59	41	J Hernangomez	22	13	6/1060%	5/683.3%	1/425%	0/0-	1	2	3	0	2	0	0	1	2	13
0,59	9	Alberto Diaz	17	10	4/666.7%	3/3100%	1/333.3%	1/1100%	0	2	2	2	5	0	1	0	25	13
0,32	6	Xabi Lopez	22	7	3/650%	2/366.7%	1/333.3%	0/0-	2	3	5	1	3	2	0	0	1	8
0,26	5	Rudy Fernandez	23	6	2/633.3%	0/10%	2/540%	0/0-	3	3	6	2	0	0	0	0	11	10
0,36	8	Dario Brizuela	14	5	2/540%	1/333.3%	1/250%	0/0-	1	1	2	0	0	2	0	0	-18	2
0,24	4	Jaime Pradilla	17	4	2/540%	2/366.7%	0/20%	0/0-	1	0	1	1	1	0	1	0	7	4
0,22	16	Usman Garuba	18	4	0/10%	0/10%	0/0-	4/4100%	1	4	5	7	1	0	0	2	8	17
2,00	11	Sebastian Saiz	1	2	1/1100%	1/1100%	0/0-	0/0-	0	0	0	0	0	0	0	0	-3	2
0,00	7	Jaime Fernandez	10	0	0/0-	0/0-	0/0-	0/0-	0	1	1	0	2	1	0	0	2	0
#¡VALOR!	44	Joel Parra	DNP															
Team/Coaches									2	0	2		0	0				
Totals		200		96	36/6456.2%	26/3770.3%	10/2737%	14/14100%	12	21	33	20	17	13	4	3	5	113

[Team Comparison](#)
[Shot Chart](#)

[Overview](#)
[Videos](#)

Q1	Q2	Q3	Q4
24-27	27-19	20-19	20-31

Totals		Minutes	Points	Rebounds	Assists	Rff	FG
#	Players	%	%	%	%	%	%
2	Lorenzo Brown	17%	30%	6%	30%	24%	27%
14	W Hernangomez	11%	17%	13%	5%	15%	11%
41	J Hernangomez	11%	14%	10%	0%	12%	16%
9	Alberto Diaz	9%	10%	6%	10%	12%	9%
6	Xabi Lopez	11%	7%	16%	5%	7%	9%
5	Rudy Fernandez	12%	6%	19%	10%	9%	9%
8	Dario Brizuela	7%	5%	6%	0%	2%	8%
4	Jaime Pradilla	9%	4%	3%	5%	4%	8%
16	Usman Garuba	9%	4%	16%	35%	15%	2%
11	Sebastian Saiz	1%	2%	0%	0%	2%	2%
7	Jaime Fernandez	5%	0%	3%	0%	0%	0%
44	Joel Parra						

FIBA Eurobasket 2022

Georgia-Czech Republic-Germania-Italy

Final

Spain-Finland (100-90)

Spain



Pun/Min	#	Players	Min	Pts	FG	2Pts	3Pts	FT	OREB	DREB	REB	AST	PF	TO	STL	BLK	+/-	EFF
1,13	14	W Hernangomez	24	27	10/1376.9%	10/1376.9%	0/0-	7/887.5%	2	3	5	0	2	1	0	1	15	28
0,58	41	J Hernangomez	26	15	5/1145.5%	3/475%	2/728.6%	3/3100%	1	3	4	1	3	0	1	0	16	15
0,78	8	Dario Brizuela	18	14	6/1250%	4/666.7%	2/633.3%	0/10%	0	1	1	2	3	1	0	0	-4	9
0,61	5	Rudy Fernandez	18	11	4/757.1%	1/250%	3/560%	0/0-	0	1	1	1	1	0	5	0	4	15
0,37	2	Lorenzo Brown	27	10	4/944.4%	4/757.1%	0/20%	2/2100%	1	3	4	11	1	4	2	0	6	18
0,44	16	Usman Garuba	16	7	3/560%	2/450%	1/1100%	0/0-	4	2	6	3	4	0	1	1	-5	16
0,35	9	Alberto Diaz	17	6	2/450%	0/0-	2/450%	0/0-	0	1	1	2	0	0	1	0	12	8
0,29	44	Joel Parra	17	5	2/633.3%	1/250%	1/425%	0/0-	0	1	1	0	2	1	0	0	4	1
0,33	4	Jaime Pradilla	9	3	1/250%	0/10%	1/1100%	0/0-	0	2	2	1	4	1	0	0	-4	4
0,09	6	Xabi Lopez	23	2	0/30%	0/0-	0/30%	2/2100%	1	0	1	3	1	1	2	0	7	4
0,00	7	Jaime Fernandez	5	0	0/0-	0/0-	0/0-	0/0-	0	1	1	1	0	0	0	0	-1	2
	11	Sebastian Saiz	DNP															
Team/Coaches									3	1	4		1	0				
Totals			200	100	37/7251.4%	25/3964.1%	12/3336.4%	14/1687.5%	12	19	31	25	22	9	12	2	10	120

[Team Comparison](#)
[Shot Chart](#)

[Overview](#)
[Videos](#)

Q1	Q2	Q3	Q4
19-30	24-22	30-15	27-23

#	Players	Minutes	Points	Rebounds	Assists	Rff	FG
Totals		%	%	%	%	%	%
14	W Hernangomez	16%	46%	31%	17%	46%	39%
41	J Hernangomez	14%	18%	17%	17%	18%	15%
8	Dario Brizuela	11%	17%	3%	17%	12%	14%
5	Rudy Fernandez	6%	5%	3%	11%	2%	11%
2	Lorenzo Brown	10%	5%	10%	11%	11%	3%
16	Usman Garuba	10%	3%	10%	11%	7%	4%
9	Alberto Diaz	11%	3%	3%	6%	2%	4%
44	Joel Parra	7%	2%	14%	0%	5%	3%
4	Jaime Pradilla	5%	0%	0%	6%	-2%	4%
6	Xabi Lopez	10%	0%	7%	0%	-1%	4%
7	Jaime Fernandez	2%	0%	0%	6%	1%	0%
11	Sebastian Saiz						

FIBA Eurobasket 2022

Georgia-Czech Republic-Germania-Italy

Round of 16

Spain-Lithuania (102-94)

Spain



Pun/Min	#	Players	Min	Pts	FG	2Pts	3Pts	FT	OREB	DREB	REB	AST	PF	TO	STL	BLK	+/-	EFF
0,82	2	Lorenzo Brown	34	28	9/2045%	7/1354%	2/729%	8/8100%	1	2	3	8	1	2	2	0	-1	28
0,91	14	W Hernangomez	23	21	7/1164%	7/1164%	0/00%	7/978%	2	6	8	2	2	1	1	0	-6	25
0,45	5	Rudy Fernandez	29	13	4/757%	1/1100%	3/650%	2/2100%	1	2	3	1	2	0	0	0	10	14
0,42	41	J Hernangomez	31	13	4/850%	4/4100%	0/40%	5/683%	2	2	4	0	0	0	1	0	21	13
0,40	9	Alberto Diaz	20	8	3/3100%	2/2100%	1/1100%	1/1100%	0	1	1	0	4	0	0	0	15	9
0,36	16	Usman Garuba	22	8	2/729%	2/450%	0/30%	4/4100%	3	5	8	3	0	0	2	0	14	16
0,33	8	Dario Brizuela	15	5	2/633%	1/333%	1/333%	0/00%	0	0	0	2	2	0	1	0	-5	4
0,20	6	Xabi Lopez	20	4	1/617%	1/250%	0/40%	2/2100%	2	1	3	2	3	0	2	0	11	6
0,18	4	Jaime Pradilla	11	2	1/425%	1/333%	0/10%	0/00%	1	1	2	2	2	1	0	0	-4	2
0,00	7	Jaime Fernandez	12	0	0/20%	0/10%	0/10%	0/00%	0	1	1	1	3	2	0	0	-10	-2
0,00	11	Sebastian Saiz	3	0	0/00%	0/00%	0/00%	0/00%	0	0	0	0	2	0	0	0	-9	0
0,00	44	Joel Parra	6	0	0/10%	0/00%	0/10%	0/00%	0	1	1	0	2	0	0	0	4	0
Team/Coaches									3	0	3		0	2				
Totals			200	102	33/7544%	26/4459%	7/3123%	29/3291%	15	22	37	21	23	8	9	0		116

[Team Comparison](#)
[Shot Chart](#)

[Overview](#)
[Videos](#)

Q1	Q2	Q3	Q4	OT
19-20	21-25	23-23	20-15	19-11

Totals		Minutes	Points	Rebounds	Assists	Rff	FG
#	Players	%	%	%	%	%	%
2	Lorenzo Brown	15%	27%	9%	38%	24%	27%
14	W Hernangomez	10%	21%	24%	10%	22%	15%
5	Rudy Fernandez	13%	13%	9%	5%	12%	9%
41	J Hernangomez	14%	13%	12%	0%	11%	11%
9	Alberto Diaz	9%	8%	3%	0%	8%	4%
16	Usman Garuba	10%	8%	24%	14%	14%	9%
8	Dario Brizuela	7%	5%	0%	10%	3%	8%
6	Xabi Lopez	9%	4%	9%	10%	5%	8%
4	Jaime Pradilla	5%	2%	6%	10%	2%	5%
7	Jaime Fernandez	5%	0%	3%	5%	-2%	3%
11	Sebastian Saiz	1%	0%	0%	0%	0%	0%
44	Joel Parra	3%	0%	3%	0%	0%	1%

FIBA Eurobasket 2022

Georgia-Czech Republic-Germania-Italy

Group Phase 5

Turkey-Spain (69-72)

Spain



Pun/Min	#	Players	Min	Pts	FG	2Pts	3Pts	FT	OREB	DREB	REB	AST	PF	TO	STL	BLK	+/-	EFF
0,79	14	W Hernangomez	19	15	6/966.7%	6/966.7%	0/0-	3/3100%	2	5	7	0	2	0	0	0	-1	19
0,39	2	Lorenzo Brown	28	11	4/1428.6%	4/1136.4%	0/30%	3/560%	2	0	2	7	1	2	2	0	2	8
0,33	6	Xabi Lopez	27	9	4/1040%	3/475%	1/616.7%	0/10%	2	2	4	2	1	1	0	0	2	7
0,44	41	J Hernangomez	18	8	3/650%	1/1100%	2/540%	0/0-	2	5	7	1	1	1	0	1	2	13
0,27	4	Jaime Pradilla	22	6	3/837.5%	3/742.9%	0/10%	0/0-	3	3	6	1	3	2	0	0	1	6
0,43	8	Dario Brizuela	14	6	3/742.9%	3/560%	0/20%	0/0-	1	0	1	0	5	0	0	0	6	3
0,67	11	Sebastian Saiz	6	4	2/366.7%	2/366.7%	0/0-	0/10%	0	2	2	1	0	0	0	1	2	6
0,29	16	Usman Garuba	14	4	2/2100%	2/2100%	0/0-	0/0-	1	4	5	1	3	1	2	1	2	12
0,17	7	Jaime Fernandez	18	3	1/714.3%	0/30%	1/425%	0/0-	0	1	1	1	0	1	0	0	-7	-2
0,19	9	Alberto Diaz	16	3	1/250%	0/0-	1/250%	0/0-	1	0	1	1	2	0	0	0	4	4
0,18	44	Joel Parra	17	3	1/333.3%	1/1100%	0/20%	1/1100%	1	2	3	0	4	0	0	0	2	4
	5	Rudy Fernandez	DNP															
Team/Coaches									4	2	6		1	0				
Totals			200	72	30/7142.3%	25/4654.3%	5/2520%	7/1163.6%	19	26	45	15	23	8	4	3	3	80

[Team Comparison](#)
[Shot Chart](#)

[Overview](#)
[Videos](#)

Q1	Q2	Q3	Q4
18-17	16-21	16-18	19-16

Totals		Minutes	Points	Rebounds	Assists	Rff	FG
#	Players	%	%	%	%	%	%
14	W Hernangomez	10%	21%	18%	0%	24%	13%
2	Lorenzo Brown	14%	15%	5%	47%	10%	20%
6	Xabi Lopez	14%	13%	10%	13%	9%	14%
41	J Hernangomez	9%	11%	18%	7%	16%	8%
4	Jaime Pradilla	11%	8%	15%	7%	8%	11%
8	Dario Brizuela	7%	8%	3%	0%	4%	10%
11	Sebastian Saiz	3%	6%	5%	7%	8%	4%
16	Usman Garuba	7%	6%	13%	7%	15%	3%
7	Jaime Fernandez	9%	4%	3%	7%	-3%	10%
9	Alberto Diaz	8%	4%	3%	7%	5%	3%
44	Joel Parra	9%	4%	8%	0%	5%	4%
5	Rudy Fernandez						

FIBA Eurobasket 2022

Georgia-Czech Republic-Germania-Italy

Group Phase 4

Montenegro-Spain (65-82)

Spain



Pun/Min	#	Players	Min	Pts	FG	2Pts	3Pts	FT	OREB	DREB	REB	AST	PF	TO	STL	BLK	+/-	EFF
0,82	8	Dario Brizuela	22	18	6/1540%	2/540%	4/1040%	2/2100%	1	0	1	1	1	1	1	0	5	11
0,56	14	W Hernangomez	25	14	6/875%	6/875%	0/0-	2/2100%	7	6	13	1	3	4	0	0	16	22
0,60	2	Lorenzo Brown	20	12	6/785.7%	6/785.7%	0/0-	0/0-	0	2	2	7	1	3	0	0	17	17
0,71	4	Jaime Pradilla	17	12	5/683.3%	3/475%	2/2100%	0/20%	1	0	1	1	2	0	1	0	13	12
0,45	7	Jaime Fernandez	20	9	3/742.9%	1/425%	2/366.7%	1/250%	0	1	1	1	1	2	1	0	13	5
0,30	41	J Hernangomez	20	6	2/728.6%	0/20%	2/540%	0/0-	0	5	5	2	1	2	1	0	-1	7
0,22	6	Xabi Lopez	23	5	1/520%	0/10%	1/425%	2/2100%	0	2	2	1	2	1	3	0	16	6
0,13	9	Alberto Diaz	16	2	1/1100%	1/1100%	0/0-	0/0-	0	2	2	0	2	2	3	0	0	5
0,33	11	Sebastian Saiz	6	2	0/10%	0/10%	0/0-	2/2100%	0	2	2	0	1	0	0	1	2	4
0,17	16	Usman Garuba	12	2	0/0-	0/0-	0/0-	2/2100%	0	4	4	2	2	3	0	0	4	5
0,00	5	Rudy Fernandez	9	0	0/10%	0/0-	0/10%	0/0-	1	0	1	3	0	0	0	0	11	3
0,00	44	Joel Parra	11	0	0/20%	0/20%	0/0-	0/0-	2	1	3	0	1	1	0	0	-11	0
Team/Coaches									1	3	4		1	1				
Totals			200	82	30/6050%	19/3554.3%	11/2544%	11/1478.6%	13	28	41	19	18	20	10	1	17	97

[Team Comparison](#)
[Shot Chart](#)

[Overview](#)
[Videos](#)

Q1	Q2	Q3	Q4
17-27	14-26	17-14	17-15

#	Totals Players	Minutes %	Points %	Rebounds %	Assists %	Rff %	FG %
8	Dario Brizuela	11%	22%	3%	5%	11%	25%
14	W Hernangomez	12%	17%	35%	5%	23%	13%
2	Lorenzo Brown	10%	15%	5%	37%	18%	12%
4	Jaime Pradilla	8%	15%	3%	5%	12%	10%
7	Jaime Fernandez	10%	11%	3%	5%	5%	12%
41	J Hernangomez	10%	7%	14%	11%	7%	12%
6	Xabi Lopez	11%	6%	5%	5%	6%	8%
9	Alberto Diaz	8%	2%	5%	0%	5%	2%
11	Sebastian Saiz	3%	2%	5%	0%	4%	2%
16	Usman Garuba	6%	2%	11%	11%	5%	0%
5	Rudy Fernandez	4%	0%	3%	16%	3%	2%
44	Joel Parra	5%	0%	8%	0%	0%	3%

FIBA Eurobasket 2022

Georgia-Czech Republic-Germania-Italy

Group Phase 3

Spain-Belgium (73-82)

Spain



Pun/Min	#	Players	Min	Pts	FG	2Pts	3Pts	FT	OREB	DREB	REB	AST	PF	TO	STL	BLK	+/-	EFF
0,82	14	W Hernangomez	22	18	8/1266.7%	8/1266.7%	0/0-	2/366.7%	1	3	4	0	2	1	1	0	-13	17
0,46	2	Lorenzo Brown	24	11	4/944.4%	2/633.3%	2/366.7%	1/333.3%	0	1	1	8	2	4	0	0	-14	9
0,42	41	J Hernangomez	26	11	3/650%	1/1100%	2/540%	3/475%	0	3	3	1	1	0	1	0	-10	12
0,31	6	Xabi Lopez	26	8	3/742.9%	1/250%	2/540%	0/0-	2	1	3	1	4	0	2	0	-16	10
0,50	8	Dario Brizuela	12	6	2/633.3%	2/366.7%	0/30%	2/366.7%	0	1	1	2	2	0	1	0	7	5
0,45	7	Jaime Fernandez	11	5	2/450%	1/250%	1/250%	0/10%	0	0	0	1	1	0	0	0	9	3
0,28	16	Usman Garuba	18	5	2/450%	2/366.7%	0/10%	1/425%	2	2	4	1	0	0	1	1	3	7
0,21	4	Jaime Pradilla	14	3	1/425%	1/425%	0/0-	1/1100%	1	1	2	0	1	1	1	0	0	2
0,14	44	Joel Parra	21	3	1/250%	0/0-	1/250%	0/0-	0	4	4	1	4	2	0	0	0	5
0,13	5	Rudy Fernandez	16	2	0/50%	0/0-	0/50%	2/2100%	1	1	2	0	3	0	0	0	-9	-1
0,09	9	Alberto Diaz	11	1	0/30%	0/0-	0/30%	1/250%	0	0	0	1	2	1	0	0	-7	-3
	11	Sebastian Saiz	DNP															
Team/Coaches									5	2	7		0	1				
Totals			200	73	26/6241.9%	18/3354.5%	8/2927.6%	13/2356.5%	12	19	31	16	22	10	7	1	-10	66

[Team Comparison](#)
[Shot Chart](#)

[Overview](#)
[Videos](#)

Q1	Q2	Q3	Q4
11-15	22-17	21-25	19-26

Totals		Minutes	Points	Rebounds	Assists	Rff	FG
#	Players	%	%	%	%	%	%
14	W Hernangomez	11%	25%	17%	0%	26%	19%
2	Lorenzo Brown	12%	15%	4%	50%	14%	15%
41	J Hernangomez	13%	15%	13%	6%	18%	10%
6	Xabi Lopez	13%	11%	13%	6%	15%	11%
8	Dario Brizuela	6%	8%	4%	13%	8%	10%
7	Jaime Fernandez	5%	7%	0%	6%	5%	6%
16	Usman Garuba	9%	7%	17%	6%	11%	6%
4	Jaime Pradilla	7%	4%	8%	0%	3%	6%
44	Joel Parra	10%	4%	17%	6%	8%	3%
5	Rudy Fernandez	8%	3%	8%	0%	-2%	8%
9	Alberto Diaz	5%	1%	0%	6%	-5%	5%
11	Sebastian Saiz						

FIBA Eurobasket 2022

Georgia-Czech Republic-Germania-Italy

Group Phase 2

Georgia-Spain (64-90)

Spain



Pun/Min	#	Players	Min	Pts	FG	2Pts	3Pts	FT	OREB	DREB	REB	AST	PF	TO	STL	BLK	+/-	EFF
0,82	14	W Hernangomez	17	14	7/1163.6%	7/1070%	0/10%	0/10%	5	2	7	1	1	0	0	0	12	17
0,80	4	Jaime Pradilla	15	12	5/862.5%	3/560%	2/366.7%	0/0-	1	1	2	1	5	0	4	0	7	16
0,50	6	Xabi Lopez	18	9	4/580%	4/4100%	0/10%	1/1100%	0	1	1	1	2	0	1	0	15	11
0,43	41	J Hernangomez	21	9	4/944.4%	3/475%	1/520%	0/0-	1	6	7	3	1	0	0	0	18	14
0,57	5	Rudy Fernandez	14	8	3/742.9%	1/250%	2/540%	0/0-	1	1	2	3	0	0	0	0	13	9
0,42	9	Alberto Diaz	19	8	3/650%	1/1100%	2/540%	0/0-	0	1	1	1	1	0	1	0	12	8
0,80	11	Sebastian Saiz	10	8	3/3100%	3/3100%	0/0-	2/2100%	0	2	2	0	0	0	0	1	5	11
0,40	44	Joel Parra	20	8	2/540%	2/366.7%	0/20%	4/580%	2	3	5	1	1	0	0	0	15	10
0,37	8	Dario Brizuela	19	7	3/560%	2/2100%	1/333.3%	0/10%	0	0	0	2	1	0	0	0	15	6
0,36	2	Lorenzo Brown	14	5	1/714.3%	0/50%	1/250%	2/2100%	0	1	1	5	2	1	0	0	12	4
0,12	7	Jaime Fernandez	17	2	1/616.7%	1/520%	0/10%	0/0-	0	2	2	4	4	0	1	0	-1	4
0,00	16	Usman Garuba	17	0	0/20%	0/20%	0/0-	0/0-	2	2	4	1	2	2	0	0	7	1
Team/Coaches									4	1	5		0	1				
Totals			200	90	36/7448.6%	27/4658.7%	9/2832.1%	9/1275%	16	23	39	23	20	4	7	1	26	111

[Team Comparison](#)
[Shot Chart](#)

[Overview](#)
[Videos](#)

Q1	Q2	Q3	Q4
28-17	29-18	32-31	25-21

#	Players	Minutes %	Points %	Rebounds %	Assists %	Rff %	FG %
14	W Hernangomez	8%	16%	21%	4%	15%	15%
4	Jaime Pradilla	7%	13%	6%	4%	14%	11%
6	Xabi Lopez	9%	10%	3%	4%	10%	7%
41	J Hernangomez	10%	10%	21%	13%	13%	12%
5	Rudy Fernandez	7%	9%	6%	13%	8%	9%
9	Alberto Diaz	9%	9%	3%	4%	7%	8%
11	Sebastian Saiz	5%	9%	6%	0%	10%	4%
44	Joel Parra	10%	9%	15%	4%	9%	7%
8	Dario Brizuela	9%	8%	0%	9%	5%	7%
2	Lorenzo Brown	7%	6%	3%	22%	4%	9%
7	Jaime Fernandez	8%	2%	6%	17%	4%	8%
16	Usman Garuba	8%	0%	12%	4%	1%	3%

FIBA Eurobasket 2022

Georgia-Czech Republic-Germania-Italy

Group Phase 1

Spain-Bulgaria (114-87)

Spain



Pun/Min	#	Players	Min	Pts	FG	2Pts	3Pts	FT	OREB	DREB	REB	AST	PF	TO	STL	BLK	+/-	EFF
1,00	2	Lorenzo Brown	17	17	6/1060%	3/560%	3/560%	2/2100%	1	0	1	5	1	1	3	0	13	21
0,80	14	W Hernangomez	20	16	4/666.7%	4/666.7%	0/0-	8/1080%	2	4	6	4	0	1	0	0	19	21
0,88	5	Rudy Fernandez	16	14	4/757.1%	0/0-	4/757.1%	2/366.7%	0	2	2	2	0	0	0	1	16	15
0,62	41	J Hernangomez	21	13	5/1050%	3/560%	2/540%	1/1100%	3	4	7	1	1	0	0	0	14	16
0,60	7	Jaime Fernandez	20	12	5/862.5%	3/3100%	2/540%	0/0-	0	0	0	2	2	0	0	0	13	11
0,63	4	Jaime Pradilla	16	10	2/366.7%	2/366.7%	0/0-	6/6100%	3	2	5	2	2	0	2	0	14	18
0,56	16	Usman Garuba	18	10	5/683.3%	5/683.3%	0/0-	0/0-	3	4	7	1	2	1	1	0	7	17
0,44	8	Dario Brizuela	16	7	2/540%	1/250%	1/333.3%	2/2100%	0	0	0	3	1	0	1	0	9	8
0,24	6	Xabi Lopez	21	5	2/540%	1/250%	1/333.3%	0/0-	1	1	2	3	3	0	0	0	11	7
0,28	9	Alberto Diaz	18	5	1/425%	0/10%	1/333.3%	2/2100%	1	1	2	3	2	2	0	0	12	5
0,42	44	Joel Parra	12	5	2/450%	1/250%	1/250%	0/0-	1	3	4	1	1	0	1	0	7	9
0,00	11	Sebastian Saiz	6	0	0/10%	0/10%	0/0-	0/0-	1	1	2	0	3	1	0	0	0	0
Team/Coaches									0	1	1		0	3				
Totals			200	114	38/6955.1%	23/3663.9%	15/3345.5%	23/2688.5%	16	23	39	27	18	9	8	1	27	148

[Team Comparison](#)
[Shot Chart](#)

[Overview](#)
[Videos](#)

Q1	Q2	Q3	Q4
28-17	29-18	32-31	25-21

#	Totals	Minutes	Points	Rebounds	Assists	Rff	FG
#	Players	%	%	%	%	%	%
2	Lorenzo Brown	8%	15%	3%	19%	14%	14%
14	W Hernangomez	10%	14%	16%	15%	14%	9%
5	Rudy Fernandez	8%	12%	5%	7%	10%	10%
41	J Hernangomez	10%	11%	18%	4%	11%	14%
7	Jaime Fernandez	10%	11%	0%	7%	7%	12%
4	Jaime Pradilla	8%	9%	13%	7%	12%	4%
16	Usman Garuba	9%	9%	18%	4%	11%	9%
8	Dario Brizuela	8%	6%	0%	11%	5%	7%
6	Xabi Lopez	10%	4%	5%	11%	5%	7%
9	Alberto Diaz	9%	4%	5%	11%	3%	6%
44	Joel Parra	6%	4%	11%	4%	6%	6%
11	Sebastian Saiz	3%	0%	5%	0%	0%	1%

FIBA Eurobasket 2022

Georgia-Czech Republic-Germania-Italy Spain



W. Hernangomez

Pun/Min	Match	Min	FG	2pts	3pts	FT	OREB	DREB	REB	AST	PF	TO	STL	BLK	+/-	EFF	Pts
0,80	vs BULGroup Phase	20	4/666.7%	4/666.7%	0/00%	8/1080%	2	4	6	4	0	1	0	0	19	21	16
0,82	vs GEOGroup Phase	17	7/1163.6%	7/1070%	0/10%	0/10%	5	2	7	1	1	0	0	0	12	17	14
0,82	vs BELGroup Phase	22	8/1266.7%	8/1266.7%	0/00%	2/366.7%	1	3	4	0	2	1	1	0	-13	17	18
0,56	vs MNEGroup Phase	25	6/875%	6/875%	0/00%	2/2100%	7	6	13	1	3	4	0	0	16	22	14
0,79	vs TURGroup Phase	19	6/966.7%	6/966.7%	0/00%	3/3100%	2	5	7	0	2	0	0	0	-1	19	15
0,91	vs LTURound of 16	23	7/1163.6%	7/1163.6%	0/00%	7/977.8%	2	6	8	2	2	1	1	0	-6	25	21
1,13	vs FINQuarter-Finals	24	10/1376.9%	10/1376.9%	0/00%	7/887.5%	2	3	5	0	2	1	0	1	15	28	27
0,73	vs GERSemi-Finals	22	5/771.4%	4/666.7%	1/1100%	5/5100%	1	3	4	1	2	4	2	0	-3	17	16
0,61	vs FRAFinal	23	5/1435.7%	5/1435.7%	0/00%	4/666.7%	3	5	8	0	1	0	0	0	5	11	14
		Min	FG	2pts	3pts	FT	O	D	Tot	As	PF	To	St	BS	+/-	Ef	Pts
0,79	Accumulated	195	58/9163.7%	57/8964%	1/250%	38/4780.9%	25	37	62	9	15	12	4	1	44	177	155
	Average	21.7	6.4/10.163.7%	6.3/9.964%	0.1/0.250%	4.2/5.280.9%	2.8	4.1	6.9	1	1.7	1.3	0.4	0.1	4.9	19.7	17.2

L. Brown

Pun/Min	Match	Min	FG	2pts	3pts	FT	OREB	DREB	REB	AST	PF	TO	STL	BLK	+/-	EFF	Pts
1,00	vs BULGroup Phase	17	6/1060%	3/560%	3/560%	2/2100%	1	0	1	5	1	1	3	0	13	21	17
0,36	vs GEOGroup Phase	14	1/714.3%	0/50%	1/250%	2/2100%	0	1	1	5	2	1	0	0	12	4	5
0,46	vs BELGroup Phase	24	4/944.4%	2/633.3%	2/366.7%	1/333.3%	0	1	1	8	2	4	0	0	-14	9	11
0,60	vs MNEGroup Phase	20	6/785.7%	6/785.7%	0/00%	0/00%	0	2	2	7	1	3	0	0	17	17	12
0,39	vs TURGroup Phase	28	4/1428.6%	4/1136.4%	0/30%	3/560%	2	0	2	7	1	2	2	0	2	8	11
0,82	vs LTURound of 16	34	9/2045%	7/1353.8%	2/728.6%	8/8100%	1	2	3	8	1	2	2	0	-1	28	28
0,37	vs FINQuarter-Finals	27	4/944.4%	4/757.1%	0/20%	2/2100%	1	3	4	11	1	4	2	0	6	18	10
0,85	vs GERSemi-Finals	34	11/1764.7%	8/1080%	3/742.9%	4/4100%	0	2	2	6	1	4	0	0	-7	27	29
0,48	vs FRAFinal	29	4/1330.8%	4/850%	0/50%	6/6100%	0	0	0	11	2	0	2	0	9	18	14
		Min	FG	2pts	3pts	FT	O	D	Tot	As	PF	To	St	BS	+/-	Ef	Pts
0,60	Accumulated	227	49/10646.2%	38/7252.8%	11/3432.4%	28/3287.5%	5	11	16	68	12	21	11	0	37	150	137
	Average	25.2	5.4/11.846.2%	4.2/852.8%	1.2/3.832.4%	3.1/3.687.5%	0.6	1.2	1.8	7.6	1.3	2.3	1.2	0	4.1	16.7	15.2

J. Hernangomez

Pun/Min	Match	Min	FG	2pts	3pts	FT	OREB	DREB	REB	AST	PF	TO	STL	BLK	+/-	EFF	Pts
0,62	vs BULGroup Phase	21	5/1050%	3/560%	2/540%	1/1100%	3	4	7	1	1	0	0	0	14	16	13
0,43	vs GEOGroup Phase	21	4/944.4%	3/475%	1/520%	0/00%	1	6	7	3	1	0	0	0	18	14	9
0,42	vs BELGroup Phase	26	3/650%	1/1100%	2/540%	3/475%	0	3	3	1	1	0	1	0	-10	12	11
0,30	vs MNEGroup Phase	20	2/728.6%	0/20%	2/540%	0/00%	0	5	5	2	1	2	1	0	-1	7	6
0,44	vs TURGroup Phase	18	3/650%	1/1100%	2/540%	0/00%	2	5	7	1	1	1	0	1	2	13	8
0,42	vs LTURound of 16	31	4/850%	4/4100%	0/40%	5/683.3%	2	2	4	0	0	0	1	0	21	13	13
0,58	vs FINQuarter-Finals	26	5/1145.5%	3/475%	2/728.6%	3/3100%	1	3	4	1	3	0	1	0	16	15	15
0,59	vs GERSemi-Finals	22	6/1060%	5/683.3%	1/425%	0/00%	1	2	3	0	2	0	0	1	2	13	13
1,04	vs FRAFinal	26	9/1181.8%	2/2100%	7/977.8%	2/2100%	2	3	5	0	1	2	2	0	15	30	27
		Min	FG	2pts	3pts	FT	O	D	Tot	As	PF	To	St	BS	+/-	Ef	Pts
0,55	Accumulated	210	41/7852.6%	22/2975.9%	19/4938.8%	14/1687.5%	12	33	45	9	11	5	6	2	77	133	115
	Average	23.4	4.6/8.752.6%	2.4/3.275.9%	2.1/5.438.8%	1.6/1.887.5%	1.3	3.7	5	1	1.2	0.6	0.7	0.2	8.6	14.8	12.8

FIBA Eurobasket 2022

Georgia-Czech Republic-Germania-Italy

Spain



D. Brizuela

Pun/Min	Match	Min	FG	2pts	3pts	FT	OREB	DREB	REB	AST	PF	TO	STL	BLK	+/-	EFF	Pts
0,44	vs BULGroup Phase	16	2/540%	1/250%	1/333.3%	2/2100%	0	0	0	3	1	0	1	0	9	8	7
0,37	vs GEOGroup Phase	19	3/560%	2/2100%	1/333.3%	0/10%	0	0	0	2	1	0	0	0	15	6	7
0,50	vs BELGroup Phase	12	2/633.3%	2/366.7%	0/30%	2/366.7%	0	1	1	2	2	0	1	0	7	5	6
0,82	vs MNEGroup Phase	22	6/1540%	2/540%	4/1040%	2/2100%	1	0	1	1	1	1	1	0	5	11	18
0,43	vs TURGroup Phase	14	3/742.9%	3/560%	0/20%	0/00%	1	0	1	0	5	0	0	0	6	3	6
0,33	vs LTURound of 16	15	2/633.3%	1/333.3%	1/333.3%	0/00%	0	0	0	2	2	0	1	0	-5	4	5
0,78	vs FINQuarter-Finals	18	6/1250%	4/666.7%	2/633.3%	0/10%	0	1	1	2	3	1	0	0	-4	9	14
0,36	vs GERSemi-Finals	14	2/540%	1/333.3%	1/250%	0/00%	1	1	2	0	0	2	0	0	-18	2	5
0,25	vs FRAFinal	12	1/1100%	0/00%	1/1100%	0/00%	0	0	0	2	1	1	0	0	10	4	3
		Min	FG	2pts	3pts	FT	O	D	Tot	As	PF	To	St	BS	+/-	Ef	Pts
0,50	Accumulated	141	27/6243.5%	16/2955.2%	11/3333.3%	6/966.7%	3	3	6	14	16	5	4	0	25	52	71
	Average	15.6	3/6.943.5%	1.8/3.255.2%	1.2/3.733.3%	0.7/166.7%	0.3	0.3	0.7	1.6	1.8	0.6	0.4	0	2.8	5.8	7.9

R. Fernandez

Pun/Min	Match	Min	FG	2pts	3pts	FT	OREB	DREB	REB	AST	PF	TO	STL	BLK	+/-	EFF	Pts
0,88	vs BULGroup Phase	16	4/757.1%	0/00%	4/757.1%	2/366.7%	0	2	2	2	0	0	0	1	16	15	14
0,57	vs GEOGroup Phase	14	3/742.9%	1/250%	2/540%	0/00%	1	1	2	3	0	0	0	0	13	9	8
0,13	vs BELGroup Phase	16	0/50%	0/00%	0/50%	2/2100%	1	1	2	0	3	0	0	0	-9	-1	2
0,00	vs MNEGroup Phase	9	0/10%	0/00%	0/10%	0/00%	1	0	1	3	0	0	0	0	11	3	0
	vs TURGroup Phase	DNP															
0,45	vs LTURound of 16	29	4/757.1%	1/1100%	3/650%	2/2100%	1	2	3	1	2	0	0	0	10	14	13
0,61	vs FINQuarter-Finals	18	4/757.1%	1/250%	3/560%	0/00%	0	1	1	1	1	0	5	0	4	15	11
0,26	vs GERSemi-Finals	23	2/633.3%	0/10%	2/540%	0/00%	3	3	6	2	0	0	0	0	11	10	6
0,50	vs FRAFinal	14	2/366.7%	0/00%	2/366.7%	1/250%	0	1	1	0	1	1	1	0	7	6	7
		Min	FG	2pts	3pts	FT	O	D	Tot	As	PF	To	St	BS	+/-	Ef	Pts
0,44	Accumulated	140	19/4344.2%	3/650%	16/3743.2%	7/977.8%	7	11	18	12	7	1	6	1	63	71	61
	Average	17.5	2.4/5.444.2%	0.4/0.850%	2/4.643.2%	0.9/1.177.8%	0.9	1.4	2.3	1.5	0.9	0.1	0.8	0.1	7.9	8.9	7.6

J. Pradilla

Pun/Min	Match	Min	FG	2pts	3pts	FT	OREB	DREB	REB	AST	PF	TO	STL	BLK	+/-	EFF	Pts
0,63	vs BULGroup Phase	16	2/366.7%	2/366.7%	0/00%	6/6100%	3	2	5	2	2	0	2	0	14	18	10
0,80	vs GEOGroup Phase	15	5/862.5%	3/560%	2/366.7%	0/00%	1	1	2	1	5	0	4	0	7	16	12
0,21	vs BELGroup Phase	14	1/425%	1/425%	0/00%	1/1100%	1	1	2	0	1	1	1	0	0	2	3
0,71	vs MNEGroup Phase	17	5/683.3%	3/475%	2/2100%	0/20%	1	0	1	1	2	0	1	0	13	12	12
0,29	vs TURGroup Phase	21	3/837.5%	3/742.9%	0/10%	0/00%	3	3	6	1	3	2	0	0	1	6	6
0,18	vs LTURound of 16	11	1/425%	1/333.3%	0/10%	0/00%	1	1	2	2	2	1	0	0	-4	2	2
0,33	vs FINQuarter-Finals	9	1/250%	0/10%	1/1100%	0/00%	0	2	2	1	4	1	0	0	-4	4	3
0,24	vs GERSemi-Finals	17	2/540%	2/366.7%	0/20%	0/00%	1	0	1	1	1	0	1	0	7	4	4
0,00	vs FRAFinal	13	0/00%	0/00%	0/00%	0/00%	1	2	3	0	2	1	0	0	-3	2	0
		Min	FG	2pts	3pts	FT	O	D	Tot	As	PF	To	St	BS	+/-	Ef	Pts
0,39	Accumulated	132	20/4050%	15/3050%	5/1050%	7/977.8%	12	12	24	9	22	6	9	0	31	66	52
	Average	14.7	2.2/4.450%	1.7/3.350%	0.6/1.150%	0.8/177.8%	1.3	1.3	2.7	1	2.4	0.7	1	0	3.4	7.3	5.8

FIBA Eurobasket 2022

Georgia-Czech Republic-Germania-Italy Spain



A. Diaz

Pun/Min	Match	Min	FG	2pts	3pts	FT	OREB	DREB	REB	AST	PF	TO	STL	BLK	+/-	EFF	Pts
0,28	vs BULGroup Phase	18	1/425%	0/10%	1/333.3%	2/2100%	1	1	2	3	2	2	0	0	12	5	5
0,42	vs GEOGroup Phase	19	3/650%	1/1100%	2/540%	0/00%	0	1	1	1	1	0	1	0	12	8	8
0,09	vs BELGroup Phase	11	0/30%	0/00%	0/30%	1/250%	0	0	0	1	2	1	0	0	-7	-3	1
0,13	vs MNEGroup Phase	16	1/1100%	1/1100%	0/00%	0/00%	0	2	2	0	2	2	3	0	0	5	2
0,19	vs TURGroup Phase	16	1/250%	0/00%	1/250%	0/00%	1	0	1	1	2	0	0	0	4	4	3
0,40	vs LTURound of 16	20	3/3100%	2/2100%	1/1100%	1/1100%	0	1	1	0	4	0	0	0	15	9	8
0,35	vs FINQuarter-Finals	17	2/450%	0/00%	2/450%	0/00%	0	1	1	2	0	0	1	0	12	8	6
0,59	vs GERSemi-Finals	17	4/666.7%	3/3100%	1/333.3%	1/1100%	0	2	2	2	5	0	1	0	25	13	10
0,42	vs FRAFinal	19	3/560%	1/1100%	2/450%	0/00%	0	0	0	3	0	0	2	0	3	11	8
		Min	FG	2pts	3pts	FT	O	D	Tot	As	PF	To	St	BS	+/-	Ef	Pts
0,34	Accumulated	151	18/3452.9%	8/988.9%	10/2540%	5/683.3%	2	8	10	13	18	5	8	0	76	60	51
	Average	16.8	2/3.852.9%	0.9/188.9%	1.1/2.840%	0.6/0.783.3%	0.2	0.9	1.1	1.4	2	0.6	0.9	0	8.4	6.7	5.7

X. Lopez

Pun/Min	Match	Min	FG	2pts	3pts	FT	OREB	DREB	REB	AST	PF	TO	STL	BLK	+/-	EFF	Pts
0,24	vs BULGroup Phase	21	2/540%	1/250%	1/333.3%	0/00%	1	1	2	3	3	0	0	0	11	7	5
0,50	vs GEOGroup Phase	18	4/580%	4/4100%	0/10%	1/1100%	0	1	1	1	2	0	1	0	15	11	9
0,31	vs BELGroup Phase	26	3/742.9%	1/250%	2/540%	0/00%	2	1	3	1	4	0	2	0	-16	10	8
0,22	vs MNEGroup Phase	23	1/520%	0/10%	1/425%	2/2100%	0	2	2	1	2	1	3	0	16	6	5
0,33	vs TURGroup Phase	27	4/1040%	3/475%	1/616.7%	0/10%	2	2	4	2	1	1	0	0	2	7	9
0,20	vs LTURound of 16	20	1/616.7%	1/250%	0/40%	2/2100%	2	1	3	2	3	0	2	0	11	6	4
0,09	vs FINQuarter-Finals	23	0/30%	0/00%	0/30%	2/2100%	1	0	1	3	1	1	2	0	7	4	2
0,32	vs GERSemi-Finals	22	3/650%	2/366.7%	1/333.3%	0/00%	2	3	5	1	3	2	0	0	1	8	7
0,00	vs FRAFinal	26	0/60%	0/20%	0/40%	0/00%	2	2	4	2	4	0	0	0	5	0	0
		Min	FG	2pts	3pts	FT	O	D	Tot	As	PF	To	St	BS	+/-	Ef	Pts
0,24	Accumulated	206	18/5334%	12/2060%	6/3318.2%	7/887.5%	12	13	25	16	23	5	10	0	52	59	49
	Average	22.9	2/5.934%	1.3/2.260%	0.7/3.718.2%	0.8/0.987.5%	1.3	1.4	2.8	1.8	2.6	0.6	1.1	0	5.8	6.6	5.4

J. Fernandez

Pun/Min	Match	Min	FG	2pts	3pts	FT	OREB	DREB	REB	AST	PF	TO	STL	BLK	+/-	EFF	Pts
0,60	vs BULGroup Phase	20	5/862.5%	3/3100%	2/540%	0/00%	0	0	0	2	2	0	0	0	13	11	12
0,12	vs GEOGroup Phase	17	1/616.7%	1/520%	0/10%	0/00%	0	2	2	4	4	0	1	0	-1	4	2
0,45	vs BELGroup Phase	11	2/450%	1/250%	1/250%	0/10%	0	0	0	1	1	0	0	0	9	3	5
0,45	vs MNEGroup Phase	20	3/742.9%	1/425%	2/366.7%	1/250%	0	1	1	1	1	2	1	0	13	5	9
0,17	vs TURGroup Phase	18	1/714.3%	0/30%	1/425%	0/00%	0	1	1	1	0	1	0	0	-7	-2	3
0,00	vs LTURound of 16	12	0/20%	0/10%	0/10%	0/00%	0	1	1	1	3	2	0	0	-10	-2	0
0,00	vs FINQuarter-Finals	5	0/00%	0/00%	0/00%	0/00%	0	1	1	1	0	0	0	0	-1	2	0
0,00	vs GERSemi-Finals	10	0/00%	0/00%	0/00%	0/00%	0	1	1	0	2	1	0	0	2	0	0
0,65	vs FRAFinal	20	5/771.4%	2/366.7%	3/475%	0/00%	0	0	0	2	2	1	4	0	2	16	13
		Min	FG	2pts	3pts	FT	O	D	Tot	As	PF	To	St	BS	+/-	Ef	Pts
0,33	Accumulated	133	17/4141.5%	8/2138.1%	9/2045%	1/333.3%	0	7	7	13	15	7	6	0	20	37	44
	Average	14.8	1.9/4.641.5%	0.9/2.338.1%	1/2.245%	0.1/0.333.3%	0	0.8	0.8	1.4	1.7	0.8	0.7	0	2.2	4.1	4.9

FIBA Eurobasket 2022

Georgia-Czech Republic-Germania-Italy

Spain



U. Garuba

Pun/Min	Match	Min	FG	2pts	3pts	FT	OREB	DREB	REB	AST	PF	TO	STL	BLK	+/-	EFF	Pts
0,56	vs BULGroup Phase	18	5/683.3%	5/683.3%	0/00%	0/00%	3	4	7	1	2	1	1	0	7	17	10
0,00	vs GEOGroup Phase	17	0/20%	0/20%	0/00%	0/00%	2	2	4	1	2	2	0	0	7	1	0
0,28	vs BELGroup Phase	18	2/450%	2/366.7%	0/10%	1/425%	2	2	4	1	0	0	1	1	3	7	5
0,17	vs MNEGroup Phase	12	0/00%	0/00%	0/00%	2/2100%	0	4	4	2	2	3	0	0	4	5	2
0,29	vs TURGroup Phase	14	2/2100%	2/2100%	0/00%	0/00%	1	4	5	1	3	1	2	1	2	12	4
0,36	vs LTURound of 16	22	2/728.6%	2/450%	0/30%	4/4100%	3	5	8	3	0	0	2	0	14	16	8
0,44	vs FINQuarter-Finals	16	3/560%	2/450%	1/1100%	0/00%	4	2	6	3	4	0	1	1	-5	16	7
0,22	vs GERSemi-Finals	18	0/10%	0/10%	0/00%	4/4100%	1	4	5	7	1	0	0	2	8	17	4
0,13	vs FRAFinal	16	1/250%	1/1100%	0/10%	0/00%	1	1	2	4	0	1	1	2	7	9	2
		Min	FG	2pts	3pts	FT	O	D	Tot	As	PF	To	St	BS	+/-	Ef	Pts
0,28	Accumulated	152	15/2951.7%	14/2360.9%	1/616.7%	11/1478.6%	17	28	45	23	14	8	8	7	47	100	42
	Average	16.9	1.7/3.251.7%	1.6/2.660.9%	0.1/0.716.7%	1.2/1.678.6%	1.9	3.1	5	2.6	1.6	0.9	0.9	0.8	5.2	11.1	4.7

J. Parra

Pun/Min	Match	Min	FG	2pts	3pts	FT	OREB	DREB	REB	AST	PF	TO	STL	BLK	+/-	EFF	Pts
0,42	vs BULGroup Phase	12	2/450%	1/250%	1/250%	0/00%	1	3	4	1	1	0	1	0	7	9	5
0,40	vs GEOGroup Phase	20	2/540%	2/366.7%	0/20%	4/580%	2	3	5	1	1	0	0	0	15	10	8
0,14	vs BELGroup Phase	21	1/250%	0/00%	1/250%	0/00%	0	4	4	1	4	2	0	0	0	5	3
0,00	vs MNEGroup Phase	11	0/20%	0/20%	0/00%	0/00%	2	1	3	0	1	1	0	0	-11	0	0
0,18	vs TURGroup Phase	17	1/333.3%	1/1100%	0/20%	1/1100%	1	2	3	0	4	0	0	0	2	4	3
0,00	vs LTURound of 16	6	0/10%	0/00%	0/10%	0/00%	0	1	1	0	2	0	0	0	4	0	0
0,29	vs FINQuarter-Finals	17	2/633.3%	1/250%	1/425%	0/00%	0	1	1	0	2	1	0	0	4	1	5
	vs GERSemi-Finals	DNP															
0,00	vs FRAFinal	1	0/00%	0/00%	0/00%	0/00%	0	0	0	0	0	0	0	0	0	0	0
		Min	FG	2pts	3pts	FT	O	D	Tot	As	PF	To	St	BS	+/-	Ef	Pts
0,23	Accumulated	104	8/2334.8%	5/1050%	3/1323.1%	5/683.3%	6	15	21	3	15	4	1	0	21	29	24
	Average	13.0	1/2.934.8%	0.6/1.250%	0.4/1.623.1%	0.6/0.883.3%	0.8	1.9	2.6	0.4	1.9	0.5	0.1	0	2.6	3.6	3

S. Saiz

Pun/Min	Match	Min	FG	2pts	3pts	FT	OREB	DREB	REB	AST	PF	TO	STL	BLK	+/-	EFF	Pts
0,00	vs BULGroup Phase	6	0/10%	0/10%	0/00%	0/00%	1	1	2	0	3	1	0	0	0	0	0
0,80	vs GEOGroup Phase	10	3/3100%	3/3100%	0/00%	2/2100%	0	2	2	0	0	0	0	1	5	11	8
	vs BELGroup Phase	DNP															
0,33	vs MNEGroup Phase	6	0/10%	0/10%	0/00%	2/2100%	0	2	2	0	1	0	0	1	2	4	2
0,67	vs TURGroup Phase	6	2/366.7%	2/366.7%	0/00%	0/10%	0	2	2	1	0	0	0	1	2	6	4
0,00	vs LTURound of 16	3	0/00%	0/00%	0/00%	0/00%	0	0	0	0	2	0	0	0	-9	0	0
	vs FINQuarter-Finals	DNP															
2,00	vs GERSemi-Finals	1	1/1100%	1/1100%	0/00%	0/00%	0	0	0	0	0	0	0	0	-3	2	2
0,00	vs FRAFinal	1	0/00%	0/00%	0/00%	0/00%	0	0	0	0	0	0	0	0	0	0	0
		Min	FG	2pts	3pts	FT	O	D	Tot	As	PF	To	St	BS	+/-	Ef	Pts
0,50	Accumulated	32	6/966.7%	6/966.7%	0/00%	4/580%	1	7	8	1	6	1	0	3	-3	23	16
	Average	4.6	0.9/1.366.7%	0.9/1.366.7%	0/00%	0.6/0.780%	0.1	1	1.1	0.1	0.9	0.1	0	0.4	-0.4	3.3	2.3



FIBA Eurobasket 2022

Georgia-Czech Republic-Germania-Italy

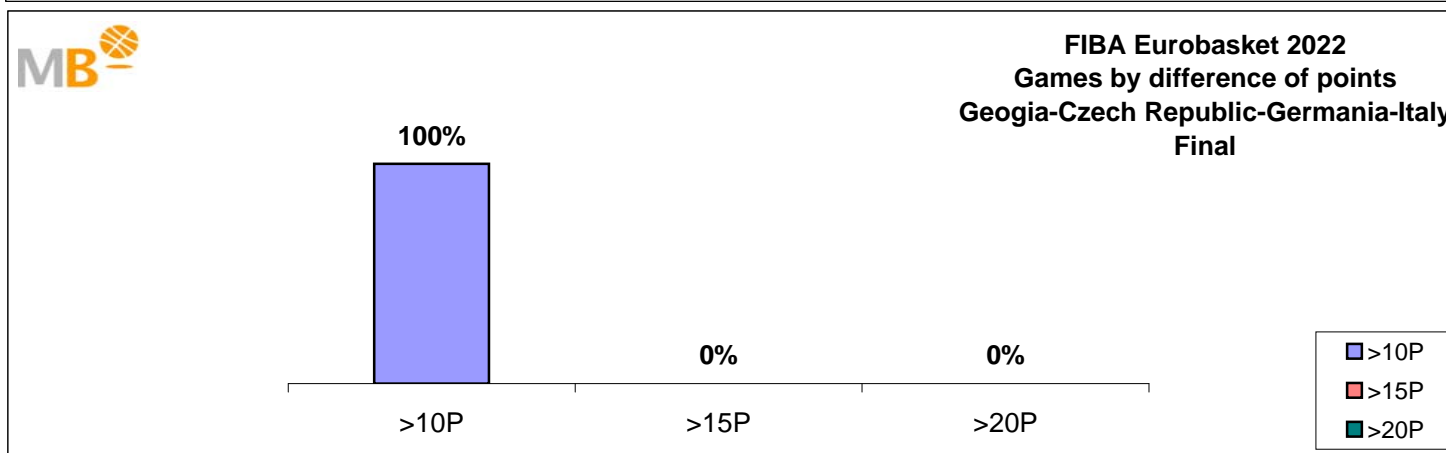
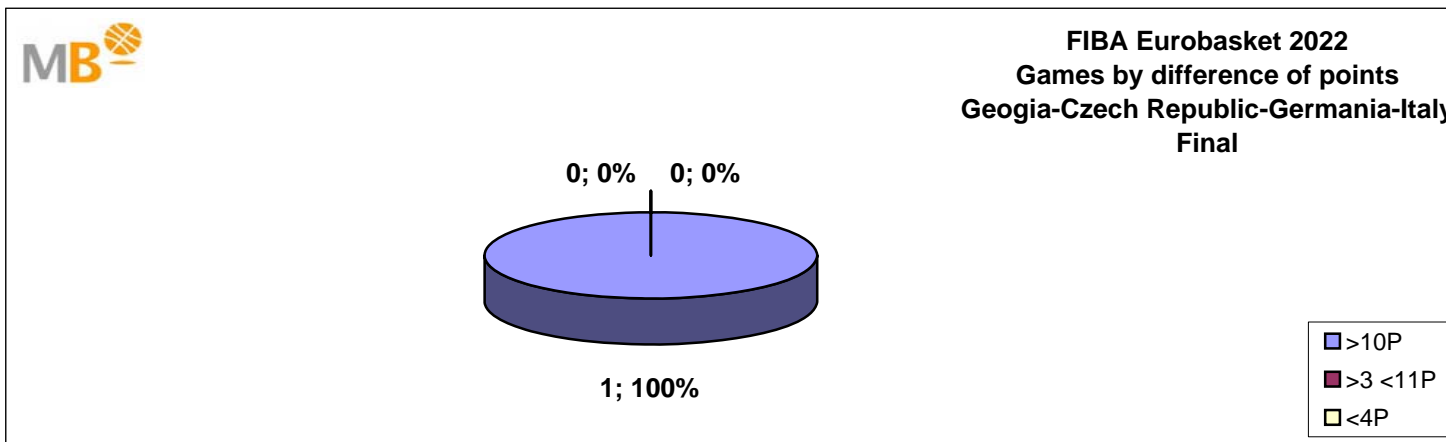
Spain



Date	Final	Score	Date	3 ^a -4 ^a Place	Score
18-sep	Spain-France	88-76	18-sep	Germany-Poland	82-69
Date	Semi-finals	Score	Date	Semi-finals	Score
16-sep	Germany-Spain	91-96	16-sep	Poland-France	54-95
Date	Quarter-Finals	Score	Date	Quarter-Finals	Score
13-sep	Spain-Finland	100-90	14-sep	France-Italy	93-85
13-sep	Germany-Greece	107-96	14-sep	Slovenia-Poland	87-90
Date	Round of 16	Score	Date	Round of 16	Score
10-sep	Turkey-France	86-87	10-sep	Ukraine-Poland	86-94
10-sep	Slovenia-Belgium	88-72	10-sep	Finland-Croatia	94-86
10-sep	Germany-Montenegro	85-79	10-sep	Serbia-Italy	86-94
10-sep	Spain-Lithuania	102-94	10-sep	Greece-Czech Republic	94-88

Group Phase															
Date	GROUP A			Date	GROUP B			Date	GROUP C			Date	GROUP D		
2-sep	Spain-Bulgaria	114-87		2-sep	BIH-Hungary	95-85		2-sep	Ukraine-Great Britain	90-61		2-sep	Israel-Finland	89-87	
2-sep	Turkey-Montenegro	72-68		2-sep	Slovenia-Lithuania	92-85		2-sep	Croatia-Greece	85-89		2-sep	Poland-Czech Republic	99-84	
2-sep	Belgium-Georgia	79-76		2-sep	France-Germany	63-76		2-sep	Italy-Estonia	83-62		2-sep	Serbia-Germany	100-76	
3-sep	Montenegro-Belgium	76-70		3-sep	Germany- BIH	92-82		3-sep	Great Britain-Croatia	65-86		3-sep	Finland-Poland	89-59	
3-sep	Bulgaria-Turkey	87-101		3-sep	Lithuania-France	73-77		3-sep	Estonia-Ukraine	73-74		3-sep	Czech Republic-Serbia	68-81	
3-sep	Georgia-Spain	64-90		3-sep	Hungary-Slovenia	88-103		3-sep	Greece-Italy	85-81		3-sep	Netherlands-Israel	67-74	
5-sep	Bulgaria-Montenegro	81-91		5-sep	Lithuania-Germany	107-109		5-sep	Croatia-Estonia	73-70		5-sep	Poland-Israel	85-76	
5-sep	Spain-Belgium	73-83		5-sep	Slovenia- BIH	93-97		5-sep	Great Britain-Greece	77-93		5-sep	Czech Republic-Netherlands	88-80	
5-sep	Turkey-Georgia	83-88		5-sep	France-Hungary	78-74		5-sep	Ukraine-Italy	84-73		5-sep	Serbia-Finland	100-70	
6-sep	Belgium-Turkey	63-78		6-sep	BIH-France	68-81		6-sep	Estonia-Great Britain	94-62		6-sep	Netherlands-Poland	69-75	
6-sep	Montenegro-Spain	65-82		6-sep	Hungary-Lithuania	64-87		6-sep	Greece-Ukraine	99-79		6-sep	Finland-Czech Republic	98-88	
6-sep	Georgia-Bulgaria	80-92		6-sep	Germany-Slovenia	80-88		6-sep	Italy-Croatia	81-76		6-sep	Israel-Serbia	78-89	
8-sep	Turkey-Spain	69-72		8-sep	Lithuania- BIH	87-70		8-sep	Croatia-Ukraine	90-85		8-sep	Finland-Netherlands	88-67	
8-sep	Bulgaria-Belgium	80-89		8-sep	France-Slovenia	82-88		8-sep	Estonia-Greece	69-90		8-sep	Czech Republic-Israel	88-77	
8-sep	Georgia-Montenegro	73-81		8-sep	Hungary-Germany	71-106		8-sep	Great Britain-Italy	56-90		8-sep	Serbia-Poland	96-69	

FIBA Eurobasket 2022 Geogia-Czech Republic-Germania-Italy Final



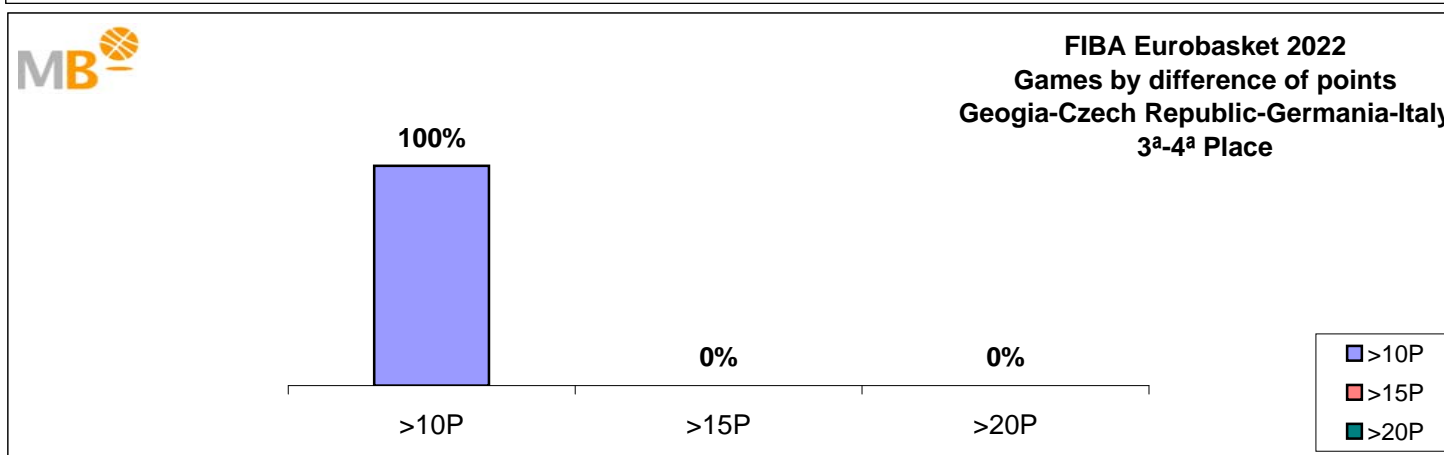
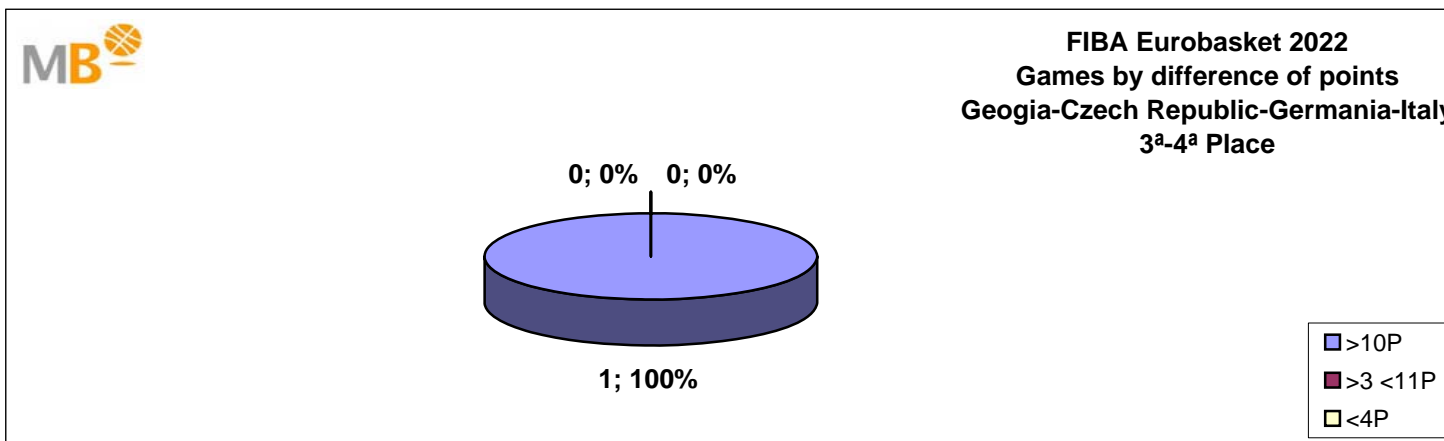
>10P	Games finished with a difference of more than 10 points
>15P	Games finished with a difference of more than 15 points
>20P	Games finished with a difference of more than 20 points
>3<11P	Games finished with a difference between 4 and 10 points
<4P	Games finished with a difference of less than 4 points

Games: 1
18-Sep-22

FIBA Eurobasket 2022

Georgia-Czech Republic-Germania-Italy

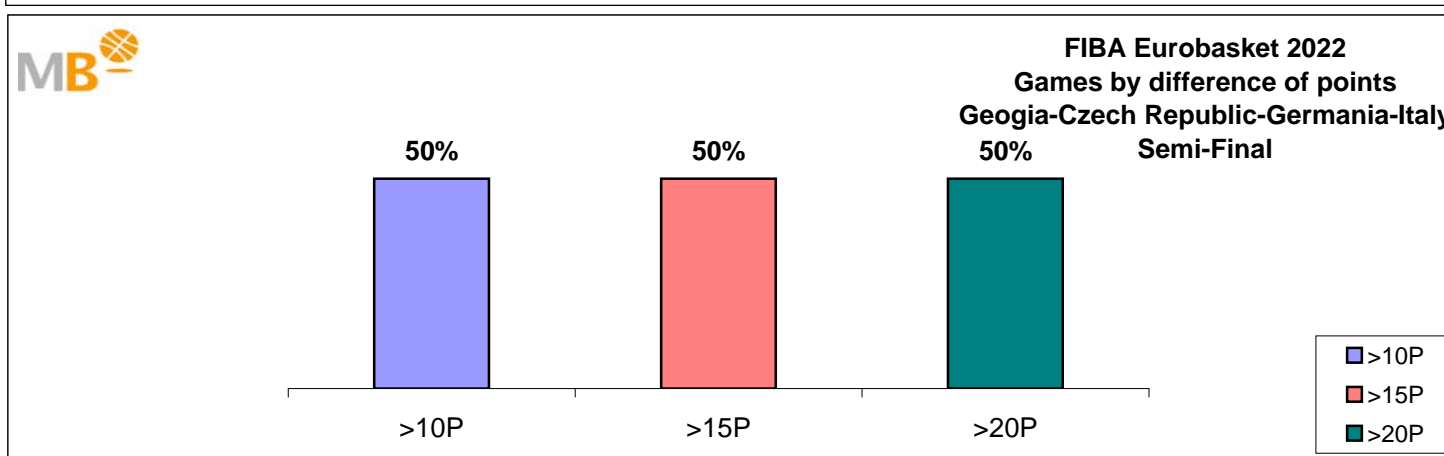
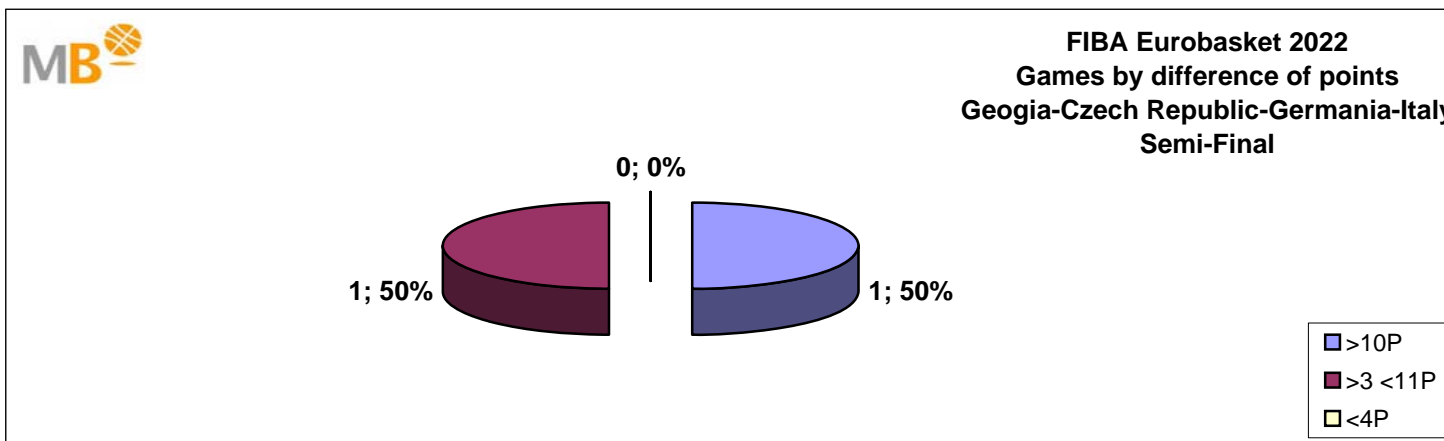
3ª-4ª Place



>10P	Games finished with a difference of more than 10 points
>15P	Games finished with a difference of more than 15 points
>20P	Games finished with a difference of more than 20 points
>3<11P	Games finished with a difference between 4 and 10 points
<4P	Games finished with a difference of less than 4 points

Games: 1
18-Sep-22

FIBA Eurobasket 2022 Geogia-Czech Republic-Germania-Italy Semi-Final



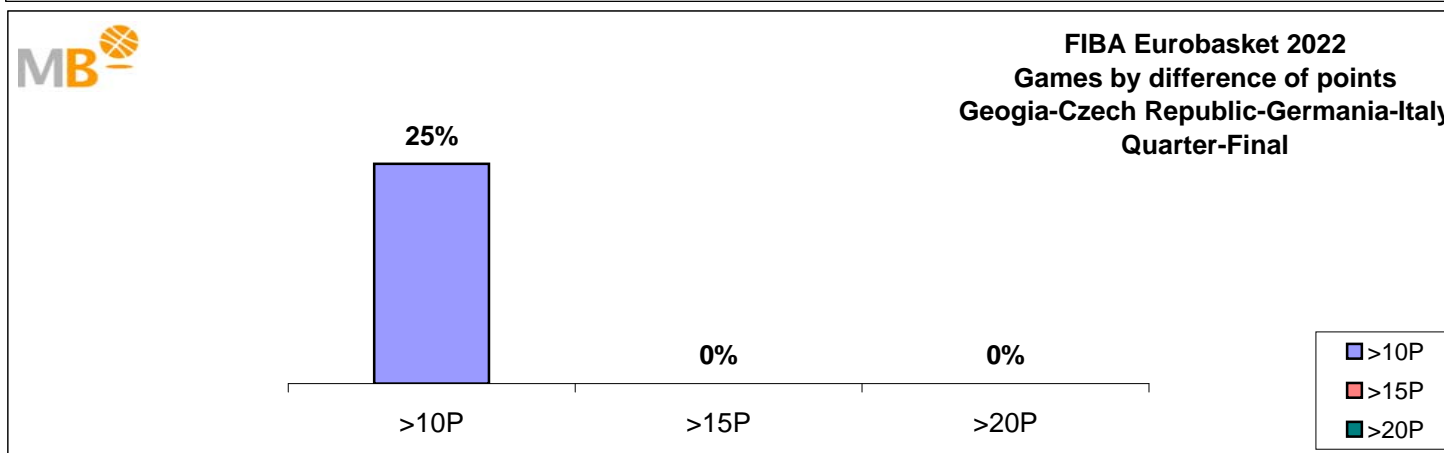
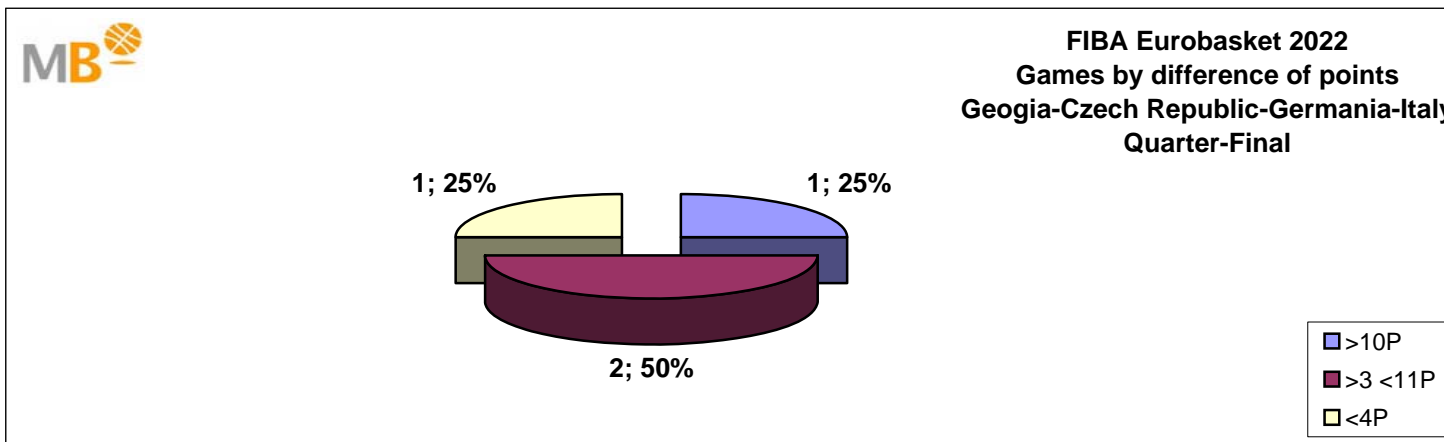
- >10P Games finished with a difference of more than 10 points
- >15P Games finished with a difference of more than 15 points
- >20P Games finished with a difference of more than 20 points
- >3<11P Games finished with a difference between 4 and 10 points
- <4P Games finished with a difference of less than 4 points

Games: 2
16-Sep-22

FIBA Eurobasket 2022

Georgia-Czech Republic-Germania-Italy

Quarter-Final



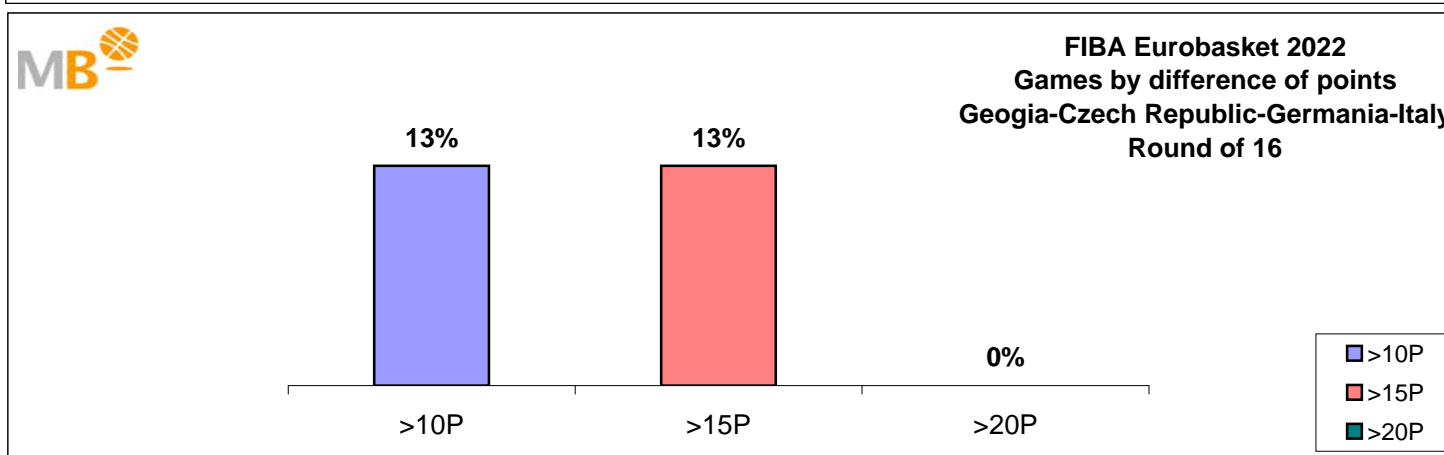
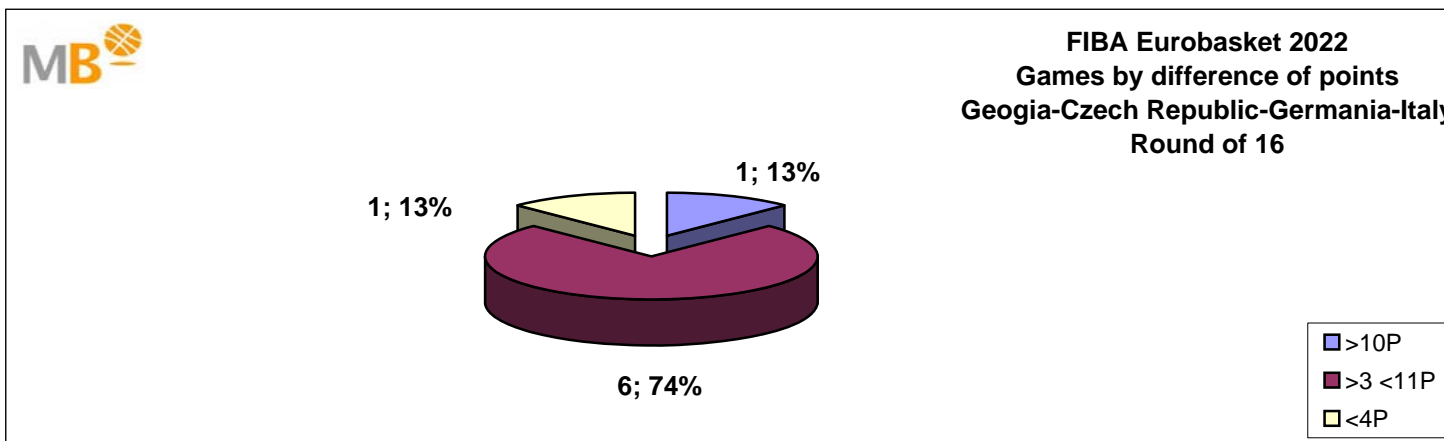
- >10P** Games finished with a difference of more than 10 points
- >15P** Games finished with a difference of more than 15 points
- >20P** Games finished with a difference of more than 20 points
- >3<11P** Games finished with a difference between 4 and 10 points
- <4P** Games finished with a difference of less than 4 points

Games: 4
14-Sep-22

FIBA Eurobasket 2022

Georgia-Czech Republic-Germania-Italy

Round of 16



- >10P** Games finished with a difference of more than 10 points
- >15P** Games finished with a difference of more than 15 points
- >20P** Games finished with a difference of more than 20 points
- >3<11P** Games finished with a difference between 4 and 10 points
- <4P** Games finished with a difference of less than 4 points

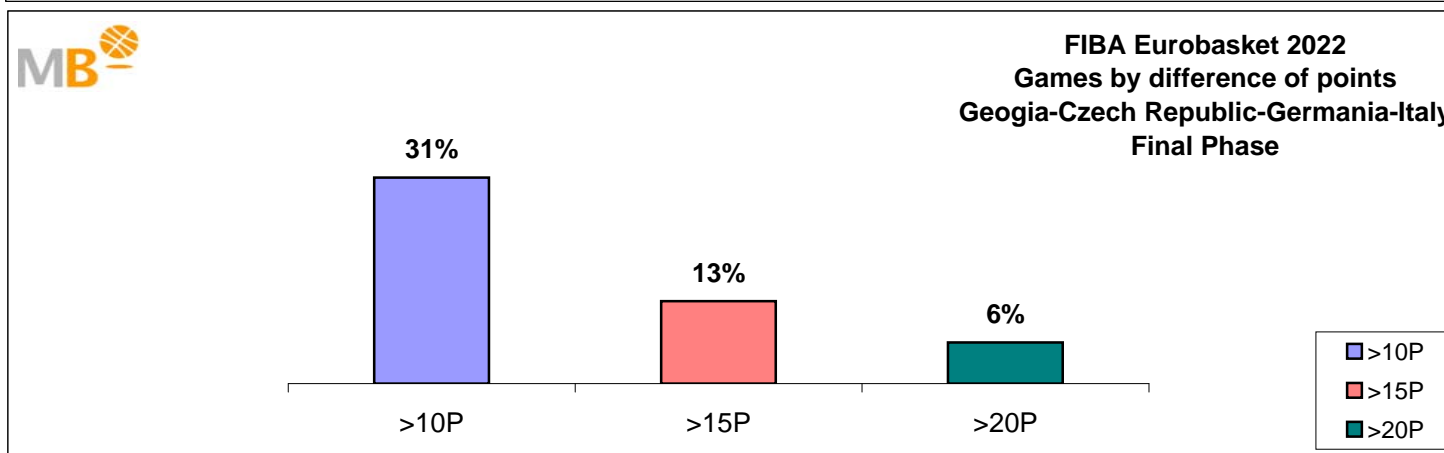
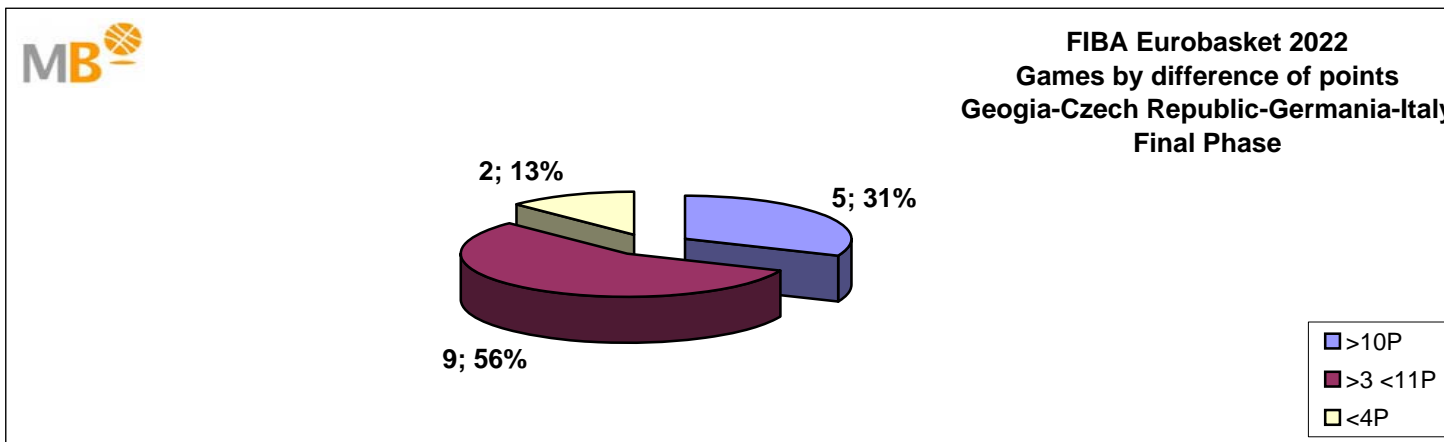
Games: 8

11-Sep-22

FIBA Eurobasket 2022

Geogia-Czech Republic-Germania-Italy

Final Phase

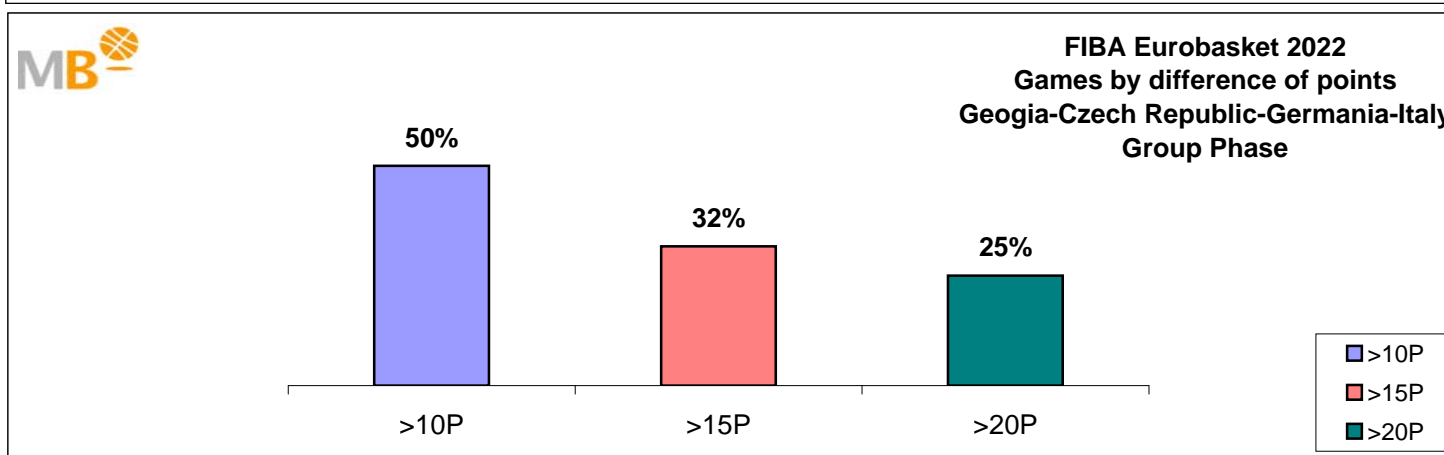
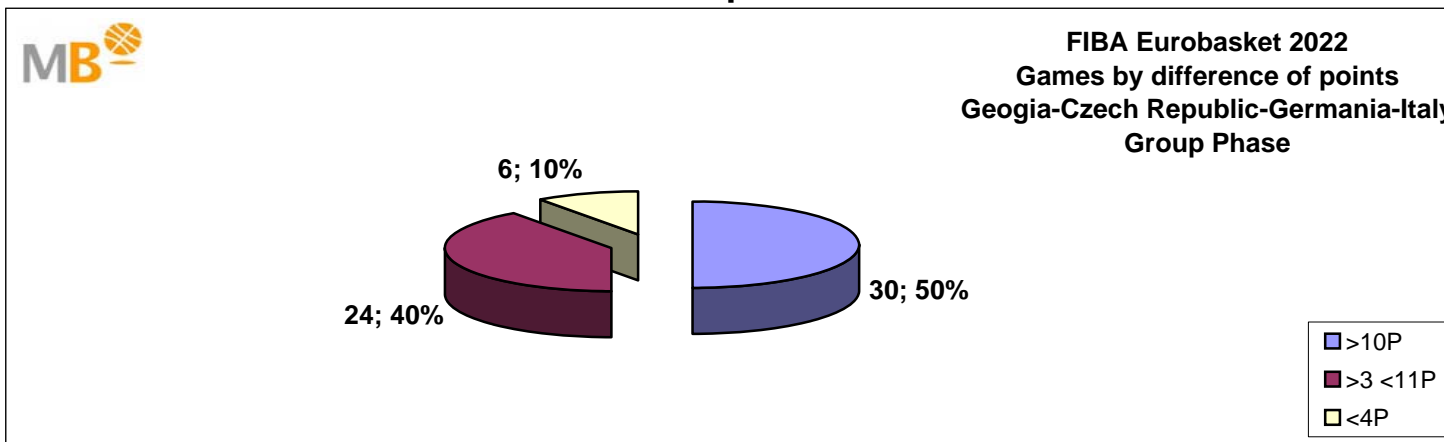


- >10P** Games finished with a difference of more than 10 points
- >15P** Games finished with a difference of more than 15 points
- >20P** Games finished with a difference of more than 20 points
- >3<11P** Games finished with a difference between 4 and 10 points
- <4P** Games finished with a difference of less than 4 points

Games: 16

18-Sep-22

FIBA Eurobasket 2022 Geogia-Czech Republic-Germania-Italy Group Phase



- >10P Games finished with a difference of more than 10 points
- >15P Games finished with a difference of more than 15 points
- >20P Games finished with a difference of more than 20 points
- >3<11P Games finished with a difference between 4 and 10 points
- <4P Games finished with a difference of less than 4 points

Games: 60

08-Sep-22

FIBA Eurobasket 2022

Georgia-Czech Republic-Germania-Italy



Group Phase

Group A

#	Team	GAMES				STREAK Last 5	GAME POINTS					POINTS
		P	W	L	%		For	Agt	+/-	FA	AA	
1	Spain	5	4	1	80	01111	431	368	63	86.2	73.6	9
2	Turkey	5	3	2	60	10100	403	378	25	80.6	75.6	8
3	Montenegro	5	3	2	60	11010	381	378	3	76.2	75.6	8
4	Belgium	5	3	2	60	01010	384	383	1	76.8	76.6	8
5	Bulgaria	5	1	4	20	00010	427	475	-48	85.4	95	6
6	Georgia	5	1	4	20	00100	381	425	-44	76.2	85	6

SHOW GAMES

Group B

#	Team	GAMES				STREAK Last 5	GAME POINTS					POINTS
		P	W	L	%		For	Agt	+/-	FA	AA	
1	Slovenia	5	4	1	80	01110	464	432	32	92.8	86.4	9
2	Germany	5	4	1	80	11101	463	411	52	92.6	82.2	9
3	France	5	3	2	60	01110	381	379	2	76.2	75.8	8
4	Lithuania	5	2	3	40	00110	439	412	27	87.8	82.4	7
5	BIH	5	2	3	40	10100	412	438	-26	82.4	87.6	7
6	Hungary	5	0	5	0	00000	382	469	-87	76.4	93.8	5

SHOW GAMES

Group C

#	Team	GAMES				STREAK Last 5	GAME POINTS					POINTS
		P	W	L	%		For	Agt	+/-	FA	AA	
1	Greece	5	5	0	100	11110	456	391	65	91.2	78.2	10
2	Ukraine	5	3	2	60	11100	412	396	16	82.4	79.2	8
3	Croatia	5	3	2	60	11010	410	390	20	82	78	8
4	Italy	5	3	2	60	01110	408	363	45	81.6	72.6	8
5	Estonia	5	1	4	20	00010	368	382	-14	73.6	76.4	6
6	Great Britain	5	0	5	0	00000	321	453	-132	64.2	90.6	5

SHOW GAMES

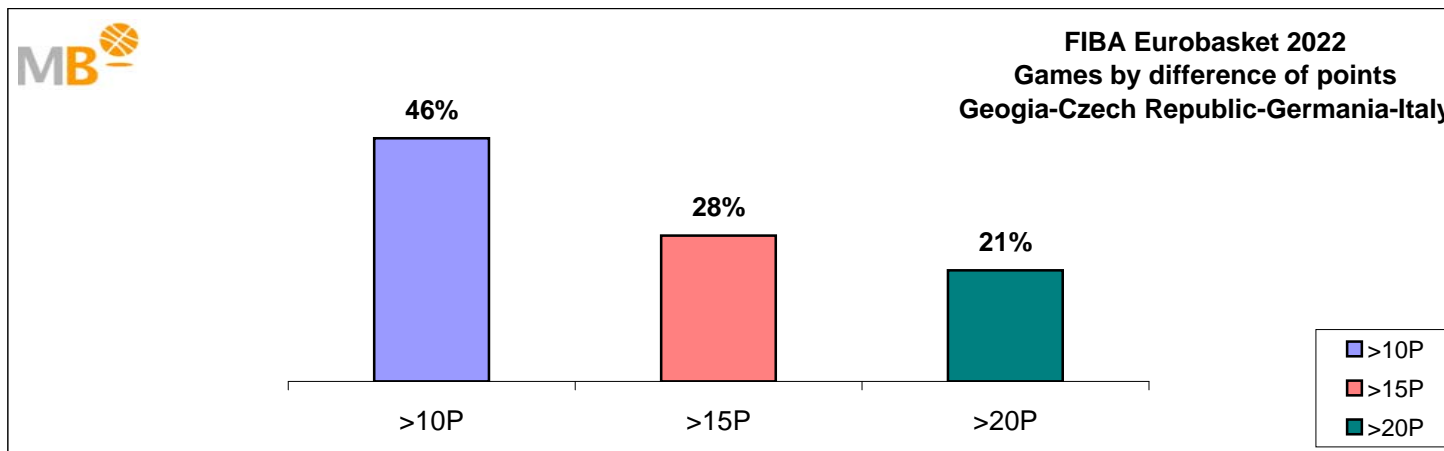
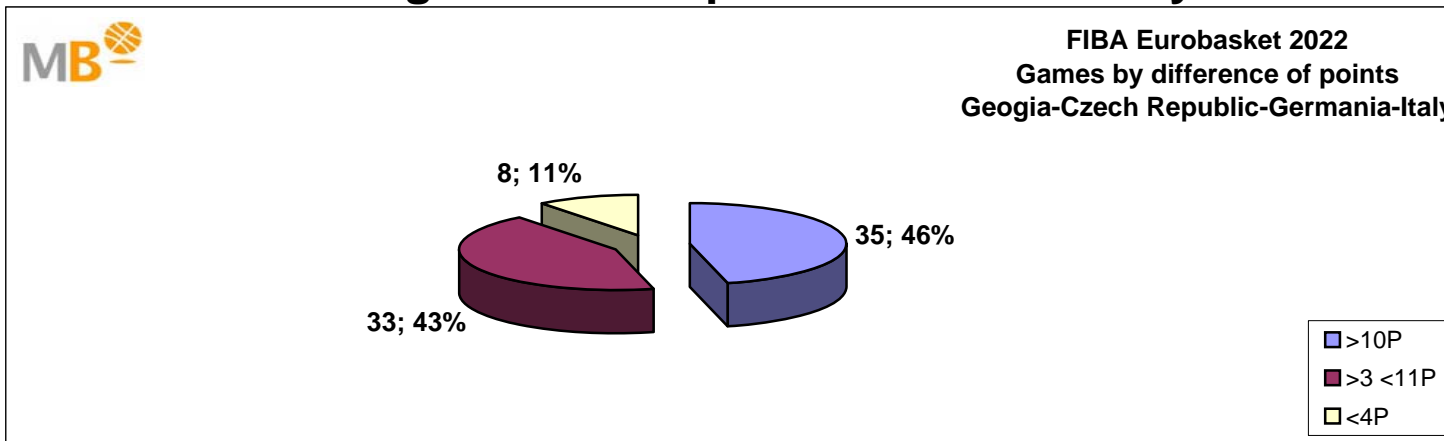
Group D

#	Team	GAMES				STREAK Last 5	GAME POINTS					POINTS
		P	W	L	%		For	Agt	+/-	FA	AA	
1	Serbia	5	5	0	100	11110	466	361	105	93.2	72.2	10
2	Finland	5	3	2	60	01110	432	403	29	86.4	80.6	8
3	Poland	5	3	2	60	10100	387	414	-27	77.4	82.8	8
4	Czech Republic	5	2	3	40	01010	416	435	-19	83.2	87	7
5	Israel	5	2	3	40	11000	394	416	-22	78.8	83.2	7
6	Netherlands	5	0	5	0	00000	359	425	-66	71.8	85	5

SHOW GAMES

FIBA Eurobasket 2022

Georgia-Czech Republic-Germania-Italy



- >10P** Games finished with a difference of more than 10 points
- >15P** Games finished with a difference of more than 15 points
- >20P** Games finished with a difference of more than 20 points
- >3<11P** Games finished with a difference between 4 and 10 points
- <4P** Games finished with a difference of less than 4 points

Games: 76

18-Sep-22