

FIBA U16 Women's European Championship

Kaunas, Lithuania 2018

Spain

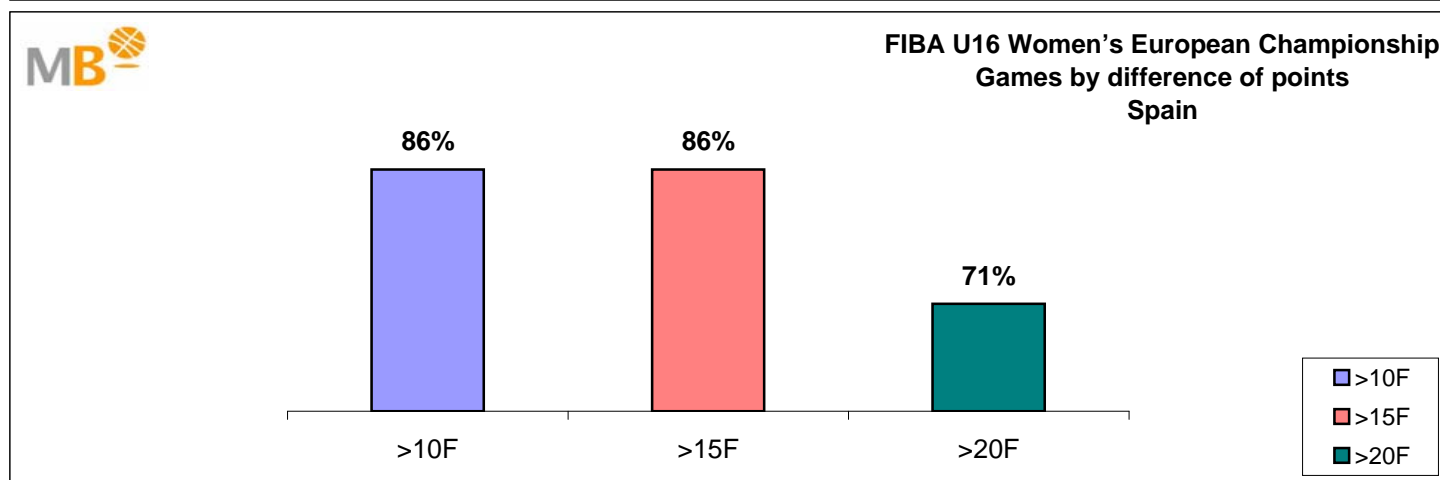
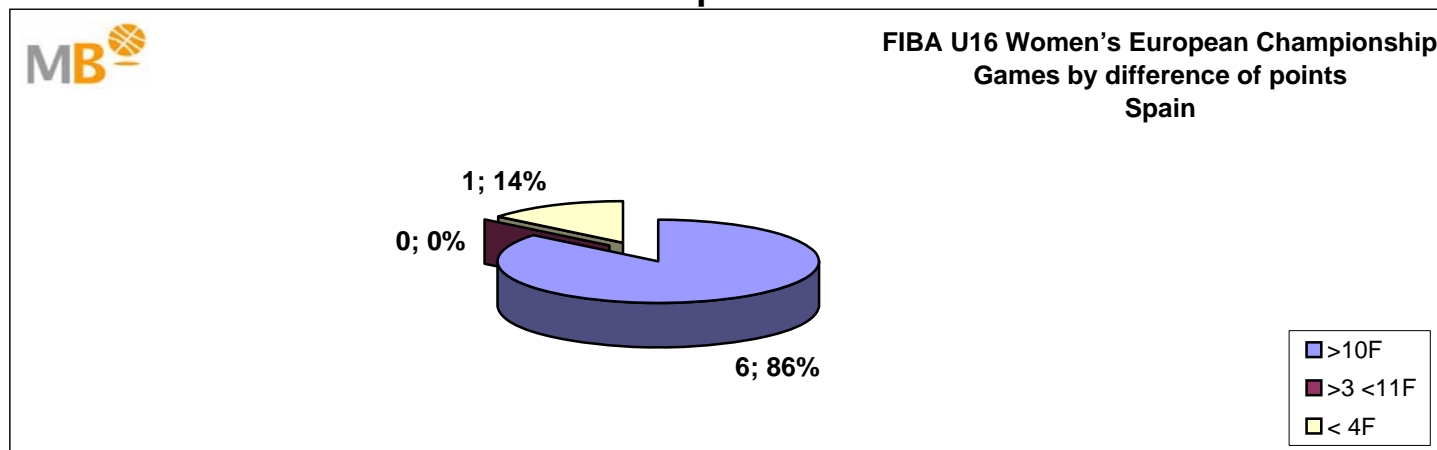


News

TOTALES

Points/Minute		40'	40'		40'	40'		
M. Garcia	0,53	21	G. Sanchez	0,47	19	A. Sanchez	0,40	16
L. Lamana	0,63	25	M. Dembele	0,23	9	P. Fraile	0,30	12
B. De Santiago	0,35	14	C. Mato de Prada	0,24	10	J. Rueda	0,32	13
M. Suarez	0,42	17	M. Morales	0,36	14	C. Okafor	0,30	12
Rebounds/Minute		40'	40'		40'	40'		
M. Garcia	0,25	10	G. Sanchez	0,24	10	A. Sanchez	0,10	4
L. Lamana	0,14	6	M. Dembele	0,19	8	P. Fraile	0,19	7
B. De Santiago	0,19	8	C. Mato de Prada	0,15	6	J. Rueda	0,16	6
M. Suarez	0,17	7	M. Morales	0,13	5	C. Okafor	0,22	9
Assists/Minute		40'	40'		40'	40'		
M. Garcia	0,11	4	G. Sanchez	0,08	3	A. Sanchez	0,06	2
L. Lamana	0,12	5	M. Dembele	0,23	9	P. Fraile	0,10	4
B. De Santiago	0,09	4	C. Mato de Prada	0,09	4	J. Rueda	0,15	6
M. Suarez	0,08	3	M. Morales	0,05	2	C. Okafor	0,14	5
Efe/Minute		40'	40'		40'	40'		
M. Garcia	0,59	23	G. Sanchez	0,43	17	A. Sanchez	0,32	13
L. Lamana	0,86	34	M. Dembele	0,59	23	P. Fraile	0,26	10
B. De Santiago	0,50	20	C. Mato de Prada	0,35	14	J. Rueda	0,57	23
M. Suarez	0,47	19	M. Morales	0,24	9	C. Okafor	0,45	18

FIBA U16 Women's European Championship Lithuania 2018 Spain



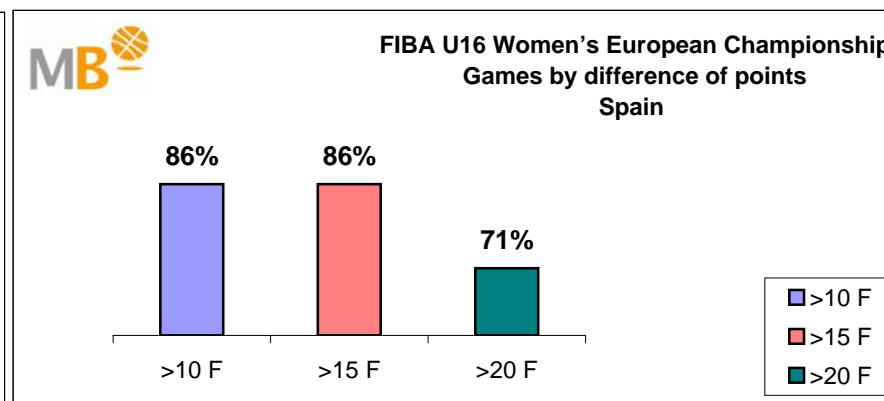
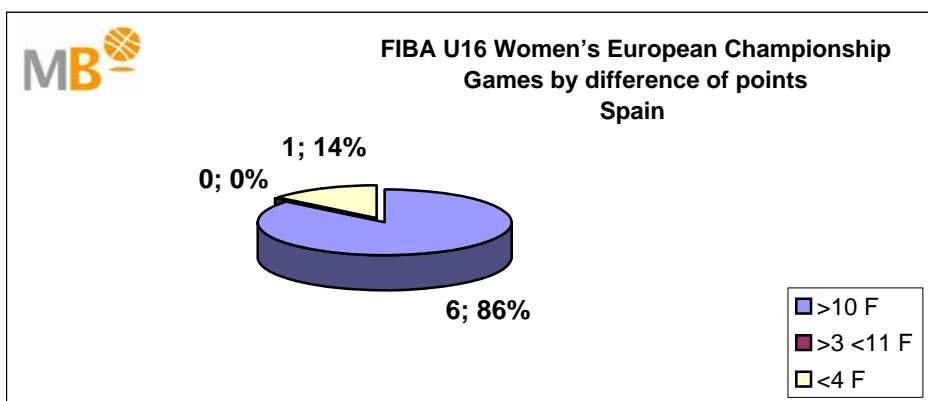
- >10 F Games finished with a difference of more than 10 points
- >15 F Games finished with a difference of more than 15 points
- >20 F Games finished with a difference of more than 20 points
- >3<11 F Games finished with a difference between 4 and 10 points
- <4 F Games finished with a difference of less than 4 points

Games: 7
25-Aug-18
6-1

FIBA U16 Women's European Championship Lithuania 2018



Games	Score	1Q	2Q	3Q	4Q	O	O	T	T	E2 ^o Q	E3 ^o Q	>10 2 ^o	>10 3 ^o	>10 F	>3 <11 F	<4 F				
1 Spain-Latvia	<u>96-66</u>	19	13	13	19	36	17	28	17	96	66	32	32	68	49	0	1	1	0	0
2 Netherlands-Spain	<u>47-79</u>	3	35	18	17	6	11	20	16	47	79	21	52	27	63	1	1	1	0	0
3 Spain-Serbia	<u>78-47</u>	17	15	19	16	19	10	23	6	78	47	36	31	55	41	0	1	1	0	0
4 Spain-Belgium	<u>72-36</u>	19	6	23	0	14	11	16	19	72	36	42	6	56	17	1	1	1	0	0
5 Spain-Poland	<u>72-32</u>	14	3	31	10	15	8	12	11	72	32	45	13	60	21	1	1	1	0	0
6 Italy-Spain	<u>62-60</u>	27	22	9	9	13	15	13	14	62	60	36	31	49	46	0	0	0	0	1
7 Turkey-Spain	<u>47-64</u>	10	13	16	22	14	13	7	16	47	64	26	35	40	48	0	0	1	0	0
												3	5	6	0	1				



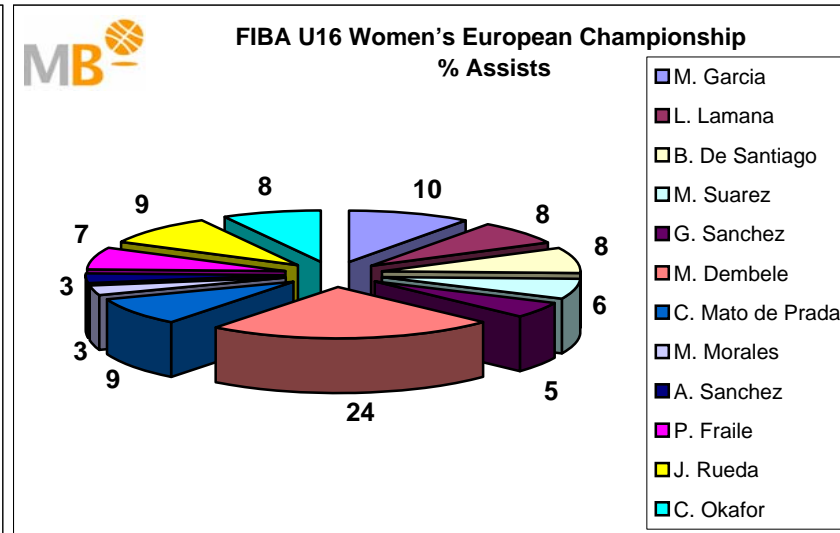
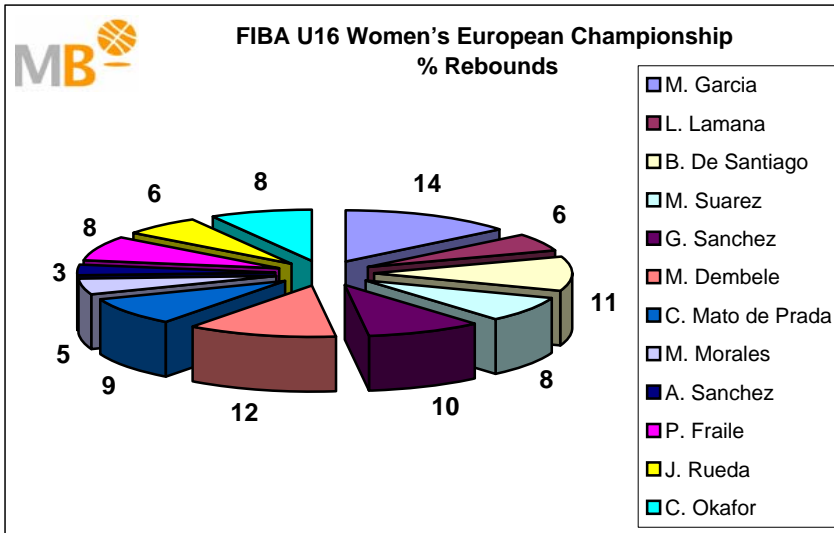
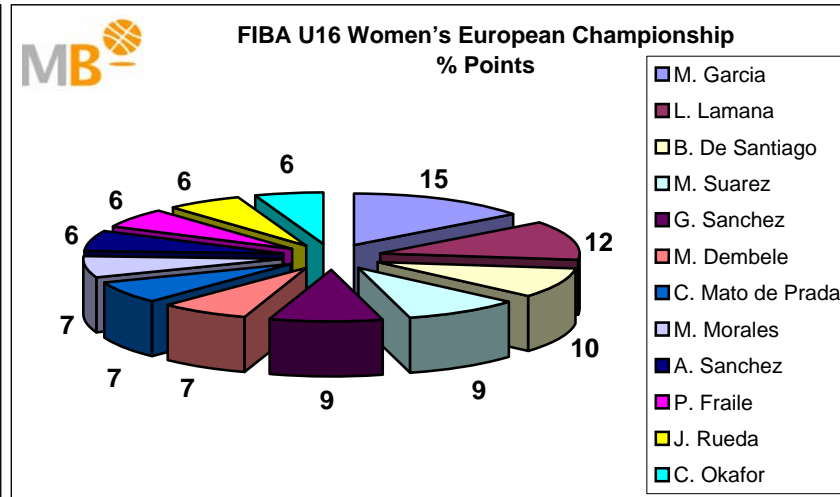
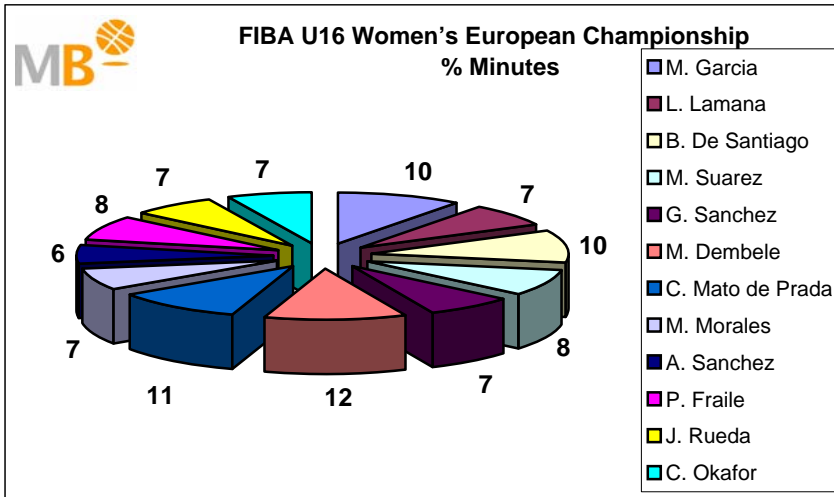
- >10 F** Games finished with a difference of more than 10 points
- >15 F** Games finished with a difference of more than 15 points
- >20 F** Games finished with a difference of more than 20 points
- >3 <11 F** Games finished with a difference between 4 and 10 points
- <4F** Games finished with a difference of less than 4 points



FIBA U16 Women's European Championship Lithuania 2018

Spain

Contributions



FIBA U16 Women's European Championship Lithuania 2018

STATISTICS



España

TOTAL

#	Players	G	Min	Shots				Rebounds							+/-	Ef	Pts					
				FG	2pts	3pts	FT	O	D	Tot	As	PF	To	St				BS				
16	<u>M. Garcia</u>	7	145	30/68	44.1%	26/61	42.6%	4/7	57.1%	13/20	65%	16	20	36	16	10	9	4	6	88	85	77
5	<u>L. Lamana</u>	7	100	25/49	51%	17/32	53.1%	8/17	47.1%	5/7	71.4%	7	7	14	12	9	11	33	1	94	86	63
8	<u>B. De Santiago</u>	7	144	19/52	36.5%	11/27	40.7%	8/25	32%	4/6	66.7%	6	21	27	13	5	18	29	6	114	72	50
17	<u>M. Suarez</u>	7	118	24/47	51.1%	24/41	58.5%	0/6	0%	1/3	33.3%	5	15	20	10	9	12	13	1	105	56	49
9	<u>G. Sanchez</u>	7	100	20/57	35.1%	16/42	38.1%	4/15	26.7%	3/4	75%	7	17	24	8	7	7	7	2	68	43	47
4	<u>M. Dembele</u>	7	162	10/34	29.4%	6/22	27.3%	4/12	33.3%	14/21	66.7%	6	25	31	38	8	16	32	3	91	95	38
10	<u>C. Mato de Prada</u>	7	150	17/41	41.5%	16/33	48.5%	1/8	12.5%	1/7	14.3%	6	16	22	14	3	5	15	0	62	52	36
13	<u>M. Morales</u>	7	97	11/39	28.2%	4/11	36.4%	7/28	25%	6/7	85.7%	4	9	13	5	3	10	8	1	44	23	35
14	<u>A. Sanchez</u>	7	82	12/32	37.5%	3/5	60%	9/27	33.3%	0/0	0%	1	7	8	5	5	8	6	2	39	26	33
15	<u>P. Fraile</u>	6	108	13/44	29.5%	12/36	33.3%	1/8	12.5%	5/12	41.7%	8	12	20	11	8	6	4	5	79	28	32
6	<u>J. Rueda</u>	6	99	13/24	54.2%	12/19	63.2%	1/5	20%	5/8	62.5%	4	12	16	15	7	7	11	3	65	56	32
12	<u>C. Okafor</u>	7	96	12/28	42.9%	12/28	42.9%	0/0	0%	5/9	55.6%	11	10	21	13	9	8	7	1	71	43	29
Team/Coaches												9	18	27	0	0	1	0	0	0	0.0	
TOTALS			1400	206/515	40%	159/357	44.5%	47/158	29.7%	62/104	59.6%	90	189	279	160	83	118	169	31	184	665.0	521

AVERAGE

#	Players	G	Min	Shots				Rebounds							+/-	Ef	Pts					
				FG	2pts	3pts	FT	O	D	Tot	As	PF	To	St				BS				
16	<u>M. Garcia</u>	7	20,7	4,3/9,7	44,1%	3,7/8,7	42,6%	0,6/1,0	57,1%	1,9/2,9	65%	2,3	2,9	5,1	2,3	1,4	1,3	0,6	0,9	12,6	12,1	11
5	<u>L. Lamana</u>	7	14,3	3,6/7,0	51%	2,4/4,6	53,1%	1,1/2,4	47,1%	0,7/1,0	71,4%	1	1	2	1,7	1,3	1,6	4,7	0,1	13,4	12,3	9
8	<u>B. De Santiago</u>	7	20,6	2,7/7,4	36,5%	1,6/3,9	40,7%	1,1/3,6	32%	0,6/0,9	66,7%	0,9	3	3,9	1,9	0,7	2,6	4,1	0,9	16,3	10,3	7,1
17	<u>M. Suarez</u>	7	16,9	3,4/6,7	51,1%	3,4/5,9	58,5%	0,0/0,9	0%	0,1/0,4	33,3%	0,7	2,1	2,9	1,4	1,3	1,7	1,9	0,1	15	8	7
9	<u>G. Sanchez</u>	7	14,2	2,9/8,1	35,1%	2,3/6,0	38,1%	0,6/2,1	26,7%	0,4/0,6	75%	1	2,4	3,4	1,1	1	1	0,3	9,7	6,1	6,7	
4	<u>M. Dembele</u>	7	23,1	1,4/4,9	29,4%	0,9/3,1	27,3%	0,6/1,7	33,3%	2,0/3,0	66,7%	0,9	3,6	4,4	5,4	1,1	2,3	4,6	0,4	13	13,6	5,4
15	<u>P. Fraile</u>	6	18	2,2/7,3	29,5%	2,0/6,0	33,3%	0,2/1,3	12,5%	0,8/2,0	41,7%	1,3	2	3,3	1,8	1,3	1	0,7	0,8	13,2	4,7	5,3
6	<u>J. Rueda</u>	6	16,5	2,2/4,0	54,2%	2,0/3,2	63,2%	0,2/0,8	20%	0,8/1,3	62,5%	0,7	2	2,7	2,5	1,2	1,2	1,8	0,5	10,8	9,3	5,3
10	<u>C. Mato de Prada</u>	7	21,4	2,4/5,9	41,5%	2,3/4,7	48,5%	0,1/1,1	12,5%	0,1/1,0	14,3%	0,9	2,3	3,1	2	0,4	0,7	2,1	0	8,9	7,4	5,1
13	<u>M. Morales</u>	7	13,8	1,6/5,6	28,2%	0,6/1,6	36,4%	1,0/4,0	25%	0,9/1,0	85,7%	0,6	1,3	1,9	0,7	0,4	1,4	1,1	0,1	6,3	3,3	5
14	<u>A. Sanchez</u>	7	11,8	1,7/4,6	37,5%	0,4/0,7	760%	1,3/3,9	33,3%	0,0/0,0	0%	0,1	1	1,1	0,7	0,7	1,1	0,9	0,3	5,6	3,7	4,7
12	<u>C. Okafor</u>	7	13,7	1,7/4,0	42,9%	1,7/4,0	42,9%	0,0/0,0	0%	0,7/1,3	55,6%	1,6	1,4	3	1,9	1,3	1,1	1	0,1	10,1	6,1	4,1
Team/Coaches												1,3	2,6	3,9	0	0	0,1	0	0	0	0	
TOTALS			200	29,4/73,6	40%	22,7/51,0	44,5%	6,7/22,6	29,7%	8,9/14,9	59,6%	12,9	27	39,9	22,9	11,9	16,9	24,1	4,4	26,3	95	74,4

FIBA U16 Women's European Championship Lithuania 2018

Turkey-Spain (47-64)

3rd Place Game

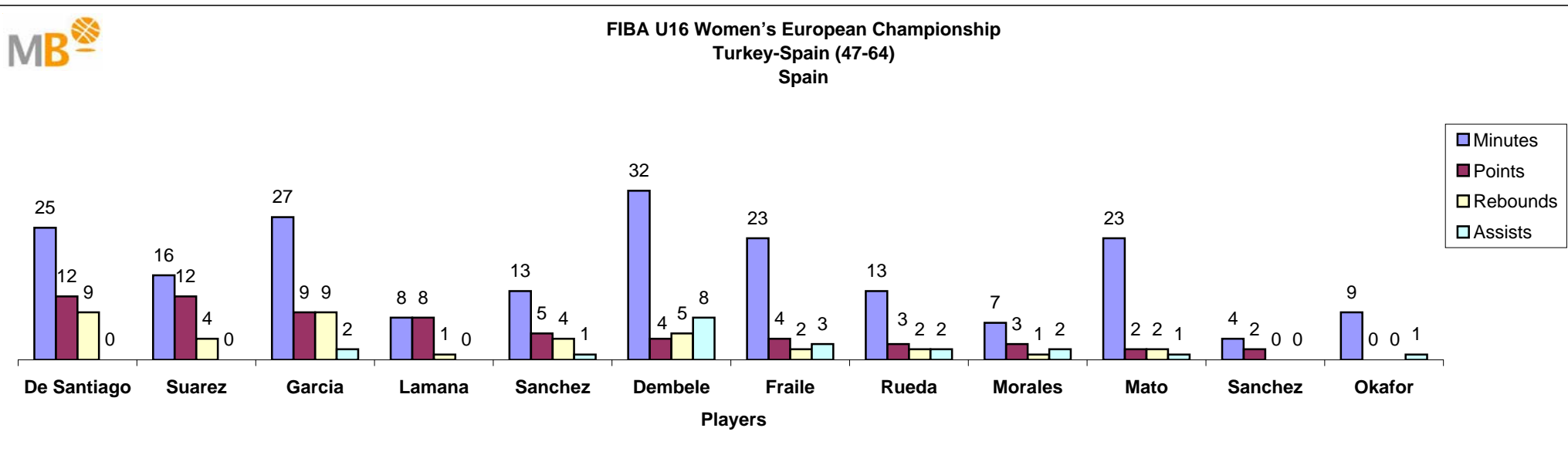
Spain



#	Players	MIN	PTS	Shots				Rebounds				PF	TO	STL	BLK	+/-	EF
				FG	2PTS	3PTS	FT	OREB	DREB	REB	AST						
8	B. De Santiago	25:28:00	12	4/13 30.8%	3/7 42.9%	1/6 16.7%	3/4 75%	2	7	9	0	1	3	2	2	8	12
17	M. Suarez	16:22	12	6/11 54.5%	6/11 54.5%	0/0 -	0/1 0%	1	3	4	0	2	0	1	0	15	11
16	M. Garcia	26:40:00	9	4/11 36.4%	4/10 40%	0/1 0%	1/1 100%	4	5	9	2	3	1	0	2	5	14
5	L. Lamana	7:37	8	3/5 60%	1/2 50%	2/3 66.7%	0/0 -	1	0	1	0	2	1	2	0	3	8
9	G. Sanchez	13:22	5	2/4 50%	2/2 100%	0/2 0%	1/2 50%	3	1	4	1	1	2	1	0	9	6
4	M. Dembele	31:35:00	4	1/3 33.3%	1/3 33.3%	0/0 -	2/4 50%	1	4	5	8	1	3	5	1	15	16
15	P. Fraile	22:58	4	2/10 20%	2/9 22.2%	0/1 0%	0/2 0%	1	1	2	3	1	0	0	1	10	0
6	J. Rueda	13:26	3	1/2 50%	1/1 100%	0/1 0%	1/2 50%	0	2	2	2	2	0	0	0	9	5
13	M. Morales	7:27	3	1/1 100%	0/0 -	1/1 100%	0/0 -	0	1	1	2	0	0	0	0	9	6
10	C. Mato de Prada	22:30	2	1/4 25%	1/3 33.3%	0/1 0%	0/0 -	0	2	2	1	0	2	2	0	0	2
14	A. Sanchez	3:49	2	1/4 25%	1/1 100%	0/3 0%	0/0 -	0	0	0	0	0	1	0	1	0	-1
12	C. Okafor	8:41	0	0/2 0%	0/2 0%	0/0 -	0/0 -	0	0	0	1	1	0	0	2	-2	
Team/Coaches								1	3	4		0	0				
Totals		200	64	26/70 37.1%	22/51 43.1%	4/19 21.1%	8/16 50%	14	29	43	20	14	14	13	7	17	13

[Video](#)

C1	C2	C3	C4
10-13	16-22	14-13	7-16



FIBA U16 Women's European Championship Lithuania 2018

Italy-Spain (62-60)

Semi-Finals

Spain

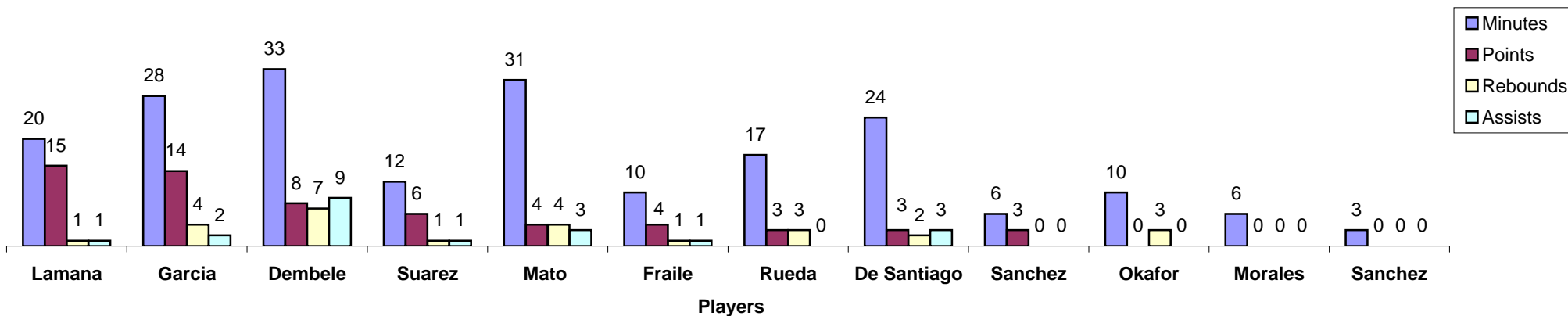


#	Players	MIN	PTS	Shots				Rebounds				PF	TO	STL	BLK	+/-	EF
				FG	2PTS	3PTS	FT	OREB	DREB	REB	AST						
5	L. Lamana	20:12	15	4/14 28.6%	2/11 18.2%	2/3 66.7%	5/7 71.4%	1	0	1	1	1	1	6	0	-1	10
16	M. Garcia	28:17:00	14	6/13 46.2%	5/11 45.5%	1/2 50%	1/2 50%	1	3	4	2	2	0	2	1	4	15
4	M. Dembele	33:12:00	8	2/11 18.2%	1/7 14.3%	1/4 25%	3/4 75%	1	6	7	9	2	4	3	0	-4	13
17	M. Suarez	11:49	6	3/4 75%	3/4 75%	0/0	0/0	0	1	1	1	0	1	2	0	12	8
10	C. Mato de Prada	30:51:00	4	2/4 50%	2/3 66.7%	0/1 0%	0/4 0%	2	2	4	3	0	0	3	0	-13	8
15	P. Fraile	10:28	4	1/3 33.3%	0/2 0%	1/1 100%	1/2 50%	1	0	1	1	2	1	0	0	-4	2
6	J. Rueda	16:58	3	1/3 33.3%	1/3 33.3%	0/0	1/2 50%	0	3	3	0	1	2	1	2	0	4
8	B. De Santiago	23:34	3	1/4 25%	0/1 0%	1/3 33.3%	0/0	0	2	2	3	1	2	3	1	11	7
9	G. Sanchez	5:40	3	1/4 25%	0/3 0%	1/1 100%	0/0	0	0	0	0	0	0	1	0	-1	1
12	C. Okafor	9:54	0	0/1 0%	0/1 0%	0/0	0/0	0	3	3	0	1	2	0	0	-4	0
13	M. Morales	6:00	0	0/2 0%	0/0	0/2 0%	0/0	0	0	0	0	0	0	0	0	-8	-2
14	A. Sanchez	3:00	0	0/2 0%	0/0	0/2 0%	0/0	0	0	0	0	0	1	0	0	-2	-3
Team/Coaches								0	6	6		0	0				
Totals		200	60	21/65 32.3%	14/46 30.4%	7/19 36.8%	11/21 52.4%	6	26	32	20	10	14	21	4	-2	6

[Video](#)

C1	C2	C3	C4
27-22	9-9	13-15	13-14

FIBA U16 Women's European Championship
Italy-Spain (62-60)
Spain



FIBA U16 Women's European Championship Lithuania 2018

Spain-Poland (72-32)

Quarter-Finals

Spain



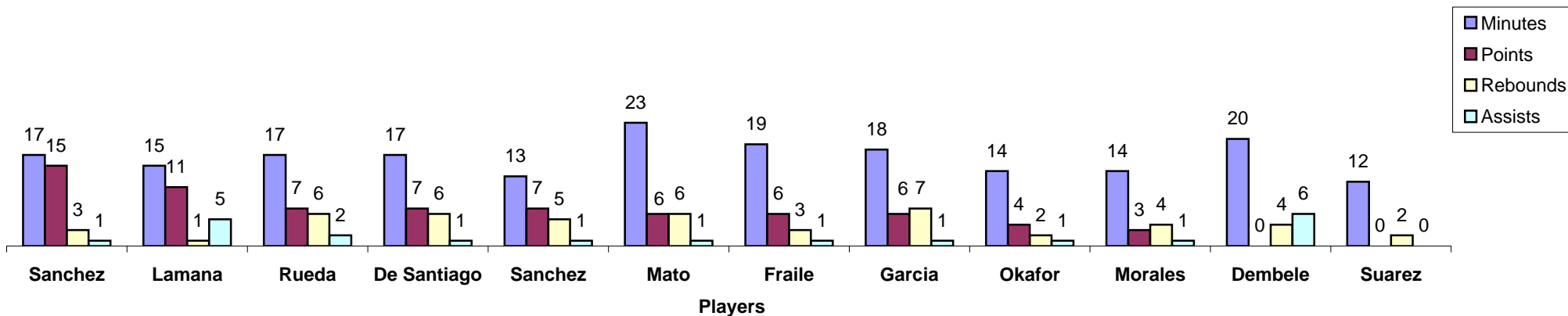
#	Players	MIN	PTS	Shots				Rebounds				PF	TO	STL	BLK	+/-	EF
				FG	2PTS	3PTS	FT	OREB	DREB	REB	AST						
14	A. Sanchez	16:55	15	5/10 50%	0/2 0%	5/8 62.5%	0/0	0	3	3	1	0	2	1	0	19	13
5	L. Lamana	15:07	11	5/9 55.6%	4/6 66.7%	1/3 33.3%	0/0	1	0	1	5	1	1	9	0	19	21
6	J. Rueda	17:17	7	3/6 50%	2/3 66.7%	1/3 33.3%	0/0	3	3	6	2	1	0	1	1	9	14
8	B. De Santiago	16:40	7	3/7 42.9%	2/3 66.7%	1/4 25%	0/0	2	4	6	1	0	0	1	1	24	12
9	G. Sanchez	12:57	7	3/9 33.3%	2/6 33.3%	1/3 33.3%	0/0	1	4	5	1	0	1	1	0	15	7
10	C. Mato de Prada	23:25	6	3/10 30%	3/7 42.9%	0/3 0%	0/2 0%	1	5	6	1	0	2	3	0	22	5
15	P. Fraile	18:58	6	3/11 27.3%	3/9 33.3%	0/2 0%	0/0	3	0	3	1	1	2	1	1	18	2
16	M. Garcia	17:37	6	2/5 40%	2/5 40%	0/0	2/3 66.7%	4	3	7	1	0	0	0	0	25	10
12	C. Okafor	13:55	4	1/5 20%	1/5 20%	0/0	2/4 50%	2	0	2	1	2	3	0	0	4	-2
13	M. Morales	14:19	3	1/8 12.5%	0/1 0%	1/7 14.3%	0/0	2	2	4	1	1	1	2	0	10	2
4	M. Dembele	20:17	0	0/3 0%	0/2 0%	0/1 0%	0/0	0	4	4	6	2	5	7	0	28	9
17	M. Suarez	12:26	0	0/1 0%	0/1 0%	0/0	0/0	1	1	2	0	1	2	1	0	7	0
Team/Coaches								3	1	4		0	0				
Totals		200	72	29/84 34.5%	19/50 38%	10/34 29.4%	4/9 44.4%	23	30	53	21	9	19	27	3	40	20

[Video](#)

C1	C2	C3	C4
14-3	31-10	15-8	12-11



FIBA U16 Women's European Championship
Spain-Poland (72-32)
Spain



FIBA U16 Women's European Championship Lithuania 2018

Spain-Belgium (72-36)

Round of 16

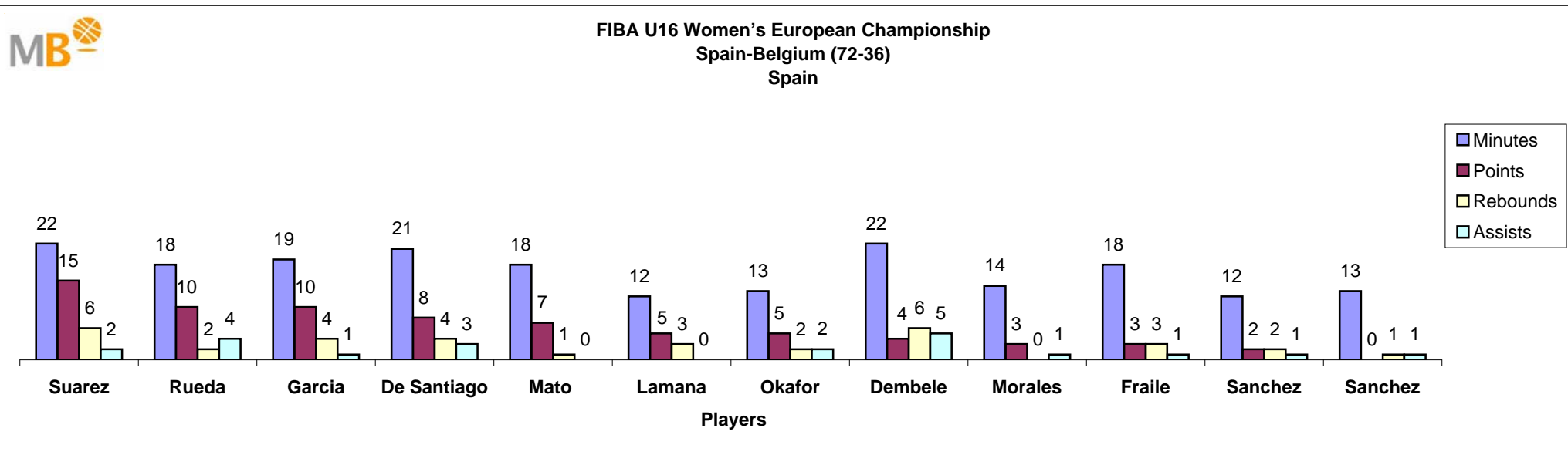
Spain



#	Players	MIN	PTS	Shots				Rebounds				PF	TO	STL	BLK	+/-	EF
				FG	2PTS	3PTS	FT	OREB	DREB	REB	AST						
17	M. Suarez	21:40	15	7/9 77.8%	7/7 100%	0/2 0%	1/2 50%	2	4	6	2	1	4	1	0	22	17
6	J. Rueda	18:07	10	5/8 62.5%	5/8 62.5%	0/0	0/0	1	1	2	4	0	2	4	0	21	15
16	M. Garcia	18:36	10	3/14 21.4%	3/13 23.1%	0/1 0%	4/6 66.7%	3	1	4	1	0	2	0	0	13	0
8	B. De Santiago	20:52	8	3/7 42.9%	2/4 50%	1/3 33.3%	1/2 50%	1	3	4	3	2	2	9	0	24	17
10	C. Mato de Prada	18:04	7	3/3 100%	3/3 100%	0/0	1/1 100%	0	1	1	0	0	1	1	0	15	8
5	L. Lamana	11:34	5	2/2 100%	1/1 100%	1/1 100%	0/0	1	2	3	0	1	2	2	1	12	9
12	C. Okafor	12:48	5	2/4 50%	2/4 50%	0/0	1/2 50%	1	1	2	2	1	1	3	0	10	8
4	M. Dembele	21:41	4	1/2 50%	0/1 0%	1/1 100%	1/4 25%	0	6	6	5	1	1	3	1	8	14
13	M. Morales	13:34	3	1/6 16.7%	1/1 100%	0/5 0%	1/2 50%	0	0	0	1	0	2	1	0	22	-3
15	P. Fraile	18:19	3	1/4 25%	1/2 50%	0/2 0%	1/4 25%	1	2	3	1	2	1	1	1	13	2
9	G. Sanchez	12:03	2	1/7 14.3%	1/5 20%	0/2 0%	0/0	2	0	2	1	2	1	2	0	10	0
14	A. Sanchez	12:39	0	0/2 0%	0/0	0/2 0%	0/0	1	0	1	1	0	0	2	0	10	2
Team/Coaches								0	2	2		0	1				
Totals		200	72	29/68 42.6%	26/49 53.1%	3/19 15.8%	11/23 47.8%	13	23	36	21	10	20	29	3	36	13

[Video](#)

C1	C2	C3	C4
19-6	23-0	14-11	16-19



FIBA U16 Women's European Championship Lithuania 2018

Spain-Serbia (78-47)

Group Phase G3

Spain

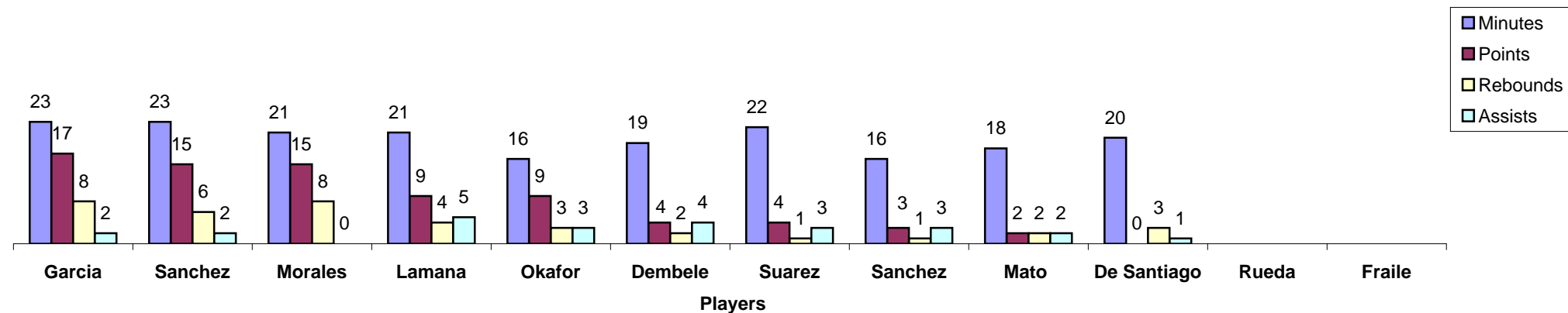


#	Players	MIN	PTS	Shots				Rebounds				PF	TO	STL	BLK	+/-	EF
				FG	2PTS	3PTS	FT	OREB	DREB	REB	AST						
16	M. Garcia	23:28	17	6/10 60%	4/8 50%	2/2 100%	3/4 75%	2	6	8	2	1	2	2	3	16	25
9	G. Sanchez	23:10	15	7/13 53.8%	6/11 54.5%	1/2 50%	0/0	0	6	6	2	1	2	0	1	26	16
13	M. Morales	21:11	15	4/7 57.1%	2/3 66.7%	2/4 50%	5/5 100%	2	6	8	0	0	3	1	1	19	19
5	L. Lamana	20:52	9	4/5 80%	3/3 100%	1/2 50%	0/0	2	2	4	5	2	3	5	0	27	19
12	C. Okafor	16:28	9	4/4 100%	4/4 100%	0/0 -	1/1 100%	0	3	3	3	1	0	0	0	17	15
4	M. Dembele	19:22	4	1/3 33.3%	1/2 50%	0/1 0%	2/2 100%	0	2	2	4	0	2	4	1	11	11
17	M. Suarez	21:41	4	2/9 22.2%	2/7 28.6%	0/2 0%	0/0	0	1	1	3	1	0	1	0	15	2
14	A. Sanchez	16:23	3	1/3 33.3%	0/0	1/3 33.3%	0/0	0	1	1	3	2	2	1	1	9	5
10	C. Mato de Prada	17:33	2	1/7 14.3%	1/6 16.7%	0/1 0%	0/0	0	2	2	2	3	0	1	0	9	1
8	B. De Santiago	19:48	0	0/4 0%	0/2 0%	0/2 0%	0/0	0	3	3	1	0	1	1	0	6	0
6	J. Rueda	DNP															
15	P. Fraile	DNP															
Team/Coaches								2	1	3		0	0				
Totals		200	78	30/65 46.2%	23/46 50%	7/19 36.8%	11/12 91.7%	8	33	41	25	11	15	16	7	31	6

[Video](#)

C1	C2	C3	C4
17-15	19-16	19-10	23-6

FIBA U16 Women's European Championship
Spain-Serbia (78-47)
Spain



FIBA U16 Women's European Championship Lithuania 2018

Netherlands-Spain (47-79)

Group Phase G2

Spain

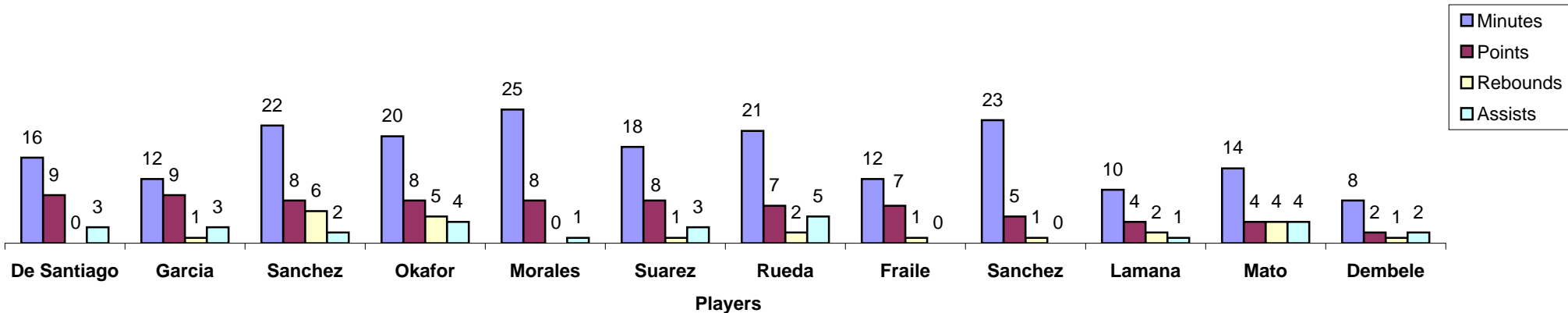


#	Players	MIN	PTS	Shots				Rebounds				PF	TO	STL	BLK	+/-	EF	
				FG	2PTS	3PTS	FT	OREB	DREB	REB	AST							
8	B. De Santiago	16:25	9	4/7 57.1%	3/5 60%	1/2 50%	0/0	0	0	0	3	0	5	8	0	26	12	
16	M. Garcia	12:01	9	4/6 66.7%	4/6 66.7%	0/0 -	1/2 50%	1	0	1	3	1	1	0	0	16	9	
9	G. Sanchez	21:34	8	4/12 33.3%	4/9 44.4%	0/3 0%	0/0	0	6	6	2	1	1	2	1	1	10	
12	C. Okafor	19:37	8	4/10 40%	4/10 40%	0/0 -	0/0	4	1	5	4	3	1	3	1	20	14	
13	M. Morales	25:04:00	8	3/8 37.5%	1/4 25%	2/4 50%	0/0	0	0	0	1	2	3	3	0	-2	4	
17	M. Suarez	17:49	8	4/7 57.1%	4/6 66.7%	0/1 0%	0/0	0	1	1	3	1	4	7	1	19	13	
6	J. Rueda	20:58	7	2/3 66.7%	2/3 66.7%	0/0	3/4 75%	0	2	2	5	0	1	2	0	11	13	
15	P. Fraile	12:07	7	3/7 42.9%	3/6 50%	0/1 0%	1/2 50%	0	1	1	0	0	0	1	0	31	4	
14	A. Sanchez	22:23	5	2/7 28.6%	1/1 100%	1/6 16.7%	0/0	0	1	1	0	0	2	2	0	-4	1	
5	L. Lamana	10:13	4	2/4 50%	2/3 66.7%	0/1 0%	0/0	1	1	2	1	0	2	5	0	14	8	
10	C. Mato de Prada	13:28	4	2/4 50%	2/3 66.7%	0/1 0%	0/0	2	2	4	4	0	0	3	0	15	13	
4	M. Dembele	8:16	2	1/2 50%	1/1 100%	0/1 0%	0/0	1	0	1	2	1	1	4	0	13	7	
Team/Coaches								1	3	4		0	0					
Totals			200	79	35/77 45.5%	31/57 54.4%	4/20 20%	5/8 62.5%	10	18	28	28	9	21	40	3	32	9

[Video](#)

C1	C2	C3	C4
3-35	18-17	6-11	20-16

FIBA U16 Women's European Championship
Netherlands-Spain (47-79)
Spain



FIBA U16 Women's European Championship Lithuania 2018

Spain-Latvia (96-66)

Group Phase G1

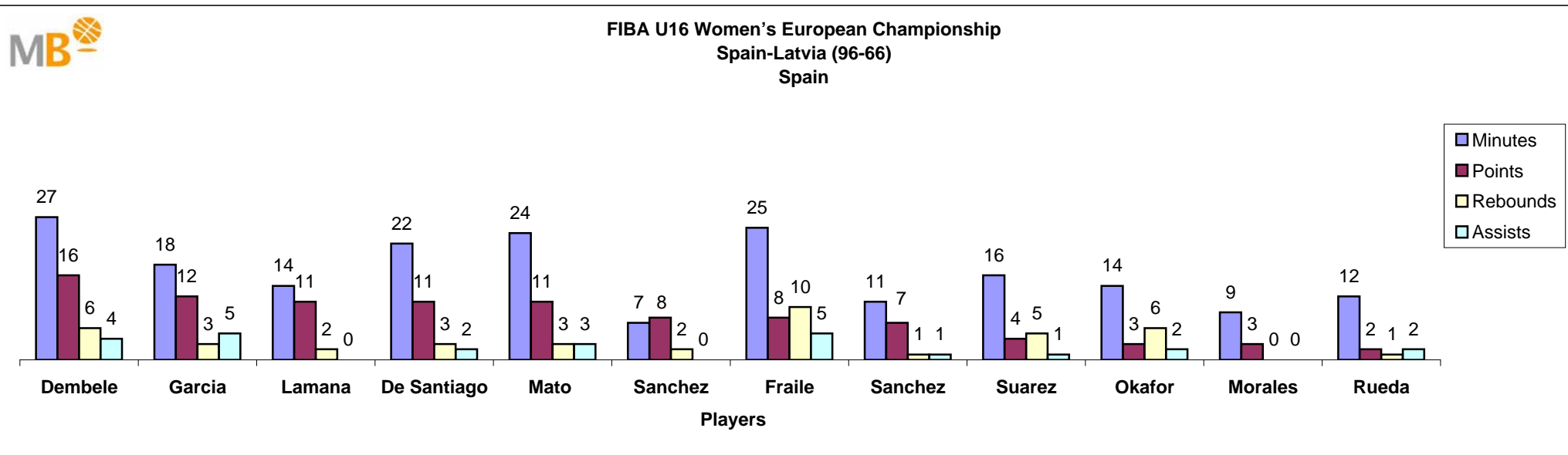
Spain



#	Players	MIN	PTS	Shots				Rebounds				PF	TO	STL	BLK	+/-	EF
				FG	2PTS	3PTS	FT	OREB	DREB	REB	AST						
4	M. Dembele	27:07:00	16	4/10 40%	2/6 33.3%	2/4 50%	6/7 85.7%	3	3	6	4	1	0	6	0	20	25
16	M. Garcia	17:58	12	5/9 55.6%	4/8 50%	1/1 100%	1/2 50%	1	2	3	5	3	3	0	0	9	12
5	L. Lamana	14:22	11	5/10 50%	4/6 66.7%	1/4 25%	0/0	0	2	2	0	2	1	4	0	20	11
8	B. De Santiago	21:36	11	4/10 40%	1/5 20%	3/5 60%	0/0	1	2	3	2	1	5	5	2	15	12
10	C. Mato de Prada	24:11:00	11	5/9 55.6%	4/8 50%	1/1 100%	0/0	1	2	3	3	0	0	2	0	14	15
14	A. Sanchez	7:13	8	3/4 75%	1/1 100%	2/3 66.7%	0/0	0	2	2	0	3	0	0	0	7	9
15	P. Fraile	24:58:00	8	3/9 33.3%	3/8 37.5%	0/1 0%	2/2 100%	2	8	10	5	2	2	1	2	11	18
9	G. Sanchez	10:48	7	2/8 25%	1/6 16.7%	1/2 50%	2/2 100%	1	0	1	1	2	0	0	0	8	3
17	M. Suarez	16:26	4	2/6 33.3%	2/5 40%	0/1 0%	0/0	1	4	5	1	3	1	0	0	15	5
12	C. Okafor	14:15	3	1/2 50%	1/2 50%	0/0	1/2 50%	4	2	6	2	0	0	1	0	22	10
13	M. Morales	8:58	3	1/7 14.3%	0/2 0%	1/5 20%	0/0	0	0	0	0	0	1	1	0	-6	-3
6	J. Rueda	12:04	2	1/2 50%	1/1 100%	0/1 0%	0/0	0	1	1	2	3	2	3	0	15	5
Team/Coaches								2	2	4		0	0				
Totals		200	96	36/86 41.9%	24/58 41.4%	12/28 42.9%	12/15 80%	16	30	46	25	20	15	23	4	30	14

[Video](#)

C1	C2	C3	C4
19-13	13-19	36-17	28-17





**FIBA U16 Women's European Championship
Kaunas, Lithuania 2018**



FIBA U16 Women's European Championship

Kaunas, Lithuania 2018



GROUP A

Turkey-Belgium	<u>60-38</u>
France-Czech Republic	<u>51-56</u>
Czech Republic-Turkey	<u>62-60</u>
Belgium-France	<u>37-78</u>
France-Turkey	<u>63-53</u>
Belgium-Czech Rep	<u>41-55</u>

GROUP B

Serbia-Netherlands	<u>54-48</u>
Spain-Latvia	<u>96-66</u>
Latvia-Serbia	<u>76-47</u>
Netherlands-Spain	<u>47-79</u>
Spain-Serbia	<u>78-47</u>
Netherlands-Latvia	<u>58-67</u>

GROUP C

Croatia-Poland	<u>63-95</u>
Italy-Hungary	<u>79-51</u>
Hungary-Croatia	<u>75-52</u>
Poland-Italy	<u>36-74</u>
Italy-Croatia	<u>74-29</u>
Poland-Hungary	<u>57-65</u>

GROUP D

Germany-Russia	<u>43-51</u>
Lithuania-Denmark	<u>71-58</u>
Denmark-Germany	<u>39-55</u>
Russia-Lithuania	<u>66-49</u>
Denmark-Russia	<u>58-72</u>
Germany-Lithuania	<u>58-51</u>

Round of 16

Spain-Belgium	<u>72-36</u>
Latvia-Turkey	<u>59-74</u>
Germany-Poland	<u>56-73</u>
Russia-Croatia	<u>76-52</u>

Round of 16

Hungary-Lithuania	<u>51-37</u>
Italy-Denmark	<u>74-39</u>
France-Serbia	<u>77-33</u>
Czech Rep-Netherlands	<u>64-54</u>

Quarter-Finals

Turkey-Russia	<u>58-47</u>
Spain-Poland	<u>72-32</u>
Czech Rep-Hungary	<u>51-48</u>
France-Italy	<u>59-61</u>

Classification 9-16

Latvia-Croatia	<u>63-50</u>
Belgium-Germany	<u>51-57</u>
Netherlands-Lithuania	<u>59-63</u>
Serbia-Denmark	<u>49-70</u>

Classification 5-8

Hungary-Russia	<u>52-76</u>
France-Poland	<u>70-46</u>

Classification 13-16

Netherlands-Croatia	<u>54-58</u>
Serbia-Belgium	<u>55-61</u>

Semi-Finals

Czech Republic-Turkey	<u>48-37</u>
Italy-Spain	<u>62-60</u>

Classification 9-12

Lithuania-Latvia	<u>41-56</u>
Denmark-Germany	<u>45-63</u>

Classification 9-10

Latvia-Germany	<u>49-45</u>
----------------	--------------

Classification 15-16

Netherlands-Serbia	<u>65-79</u>
--------------------	--------------

Classification 7-8

Hungary-Poland	<u>78-59</u>
----------------	--------------

Classification 13-14

Croatia-Belgium	<u>46-64</u>
-----------------	--------------

Classification 5-6

Russia-France	<u>50-73</u>
---------------	--------------

Classification 11-12

Lithuania-Denmark	<u>60-59</u>
-------------------	--------------

Final

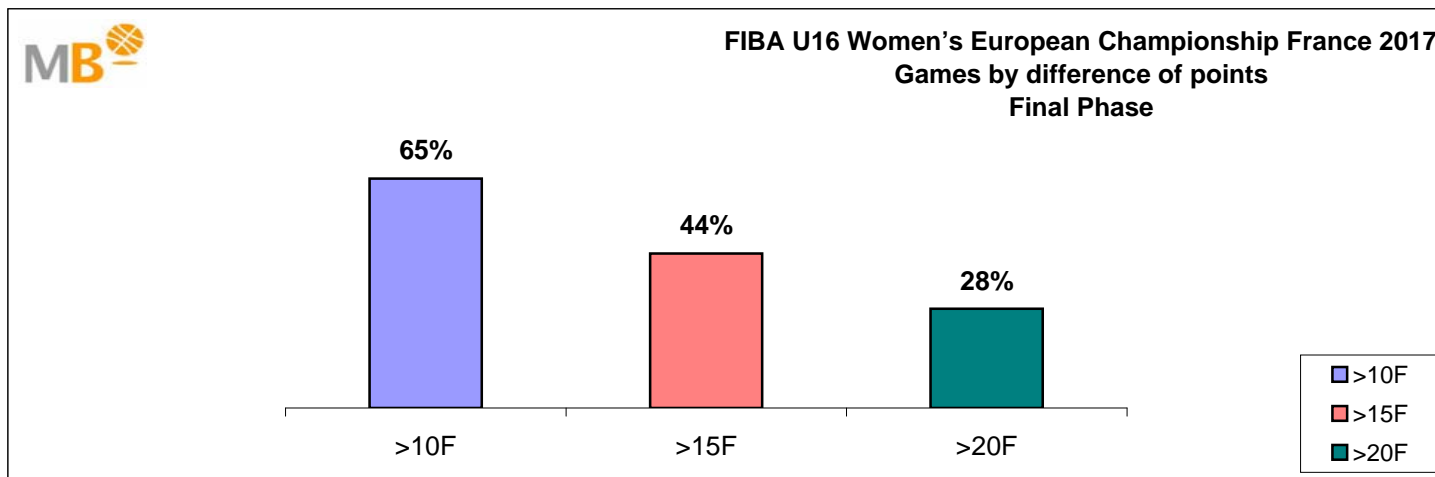
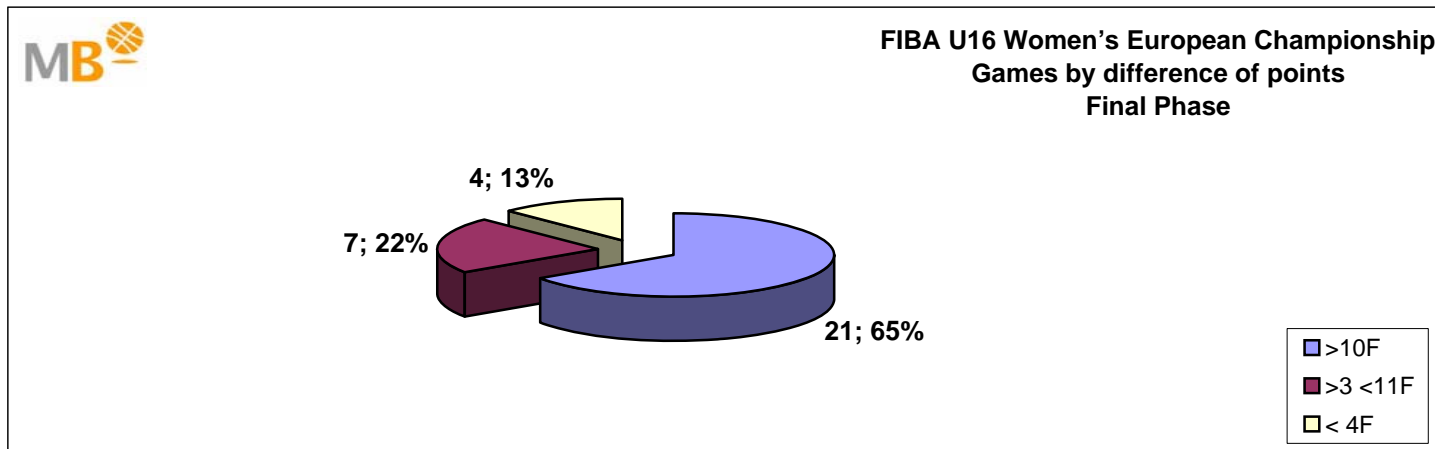
Czech Republic-Italy	<u>52-60</u>
----------------------	--------------

3rd Place

Turkey-Spain	<u>47-64</u>
--------------	--------------



FIBA U16 Women's European Championship Lithuania 2018 Final Phase

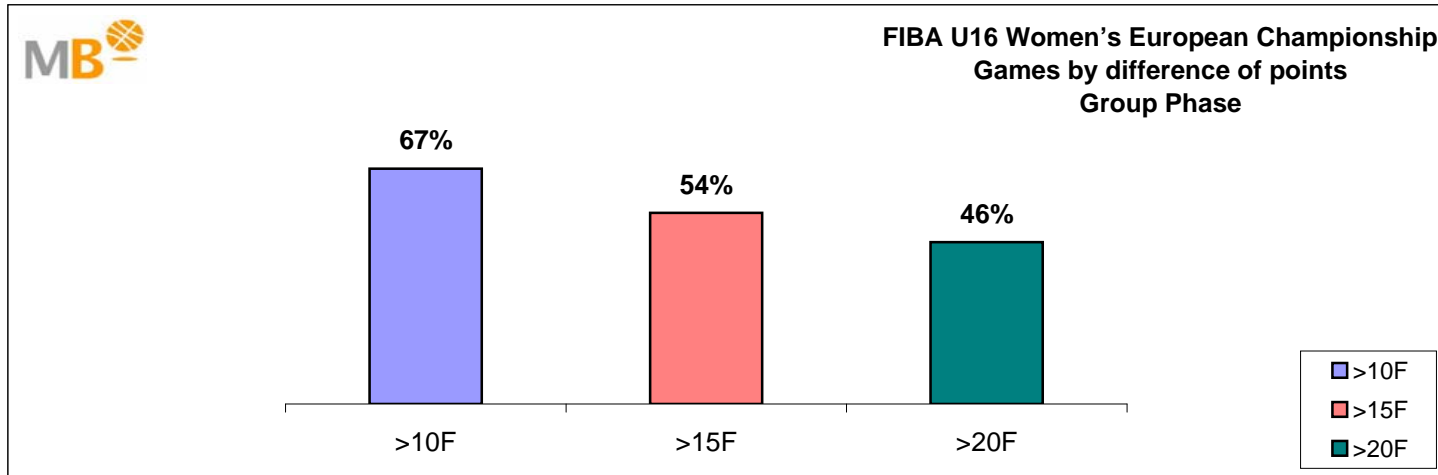
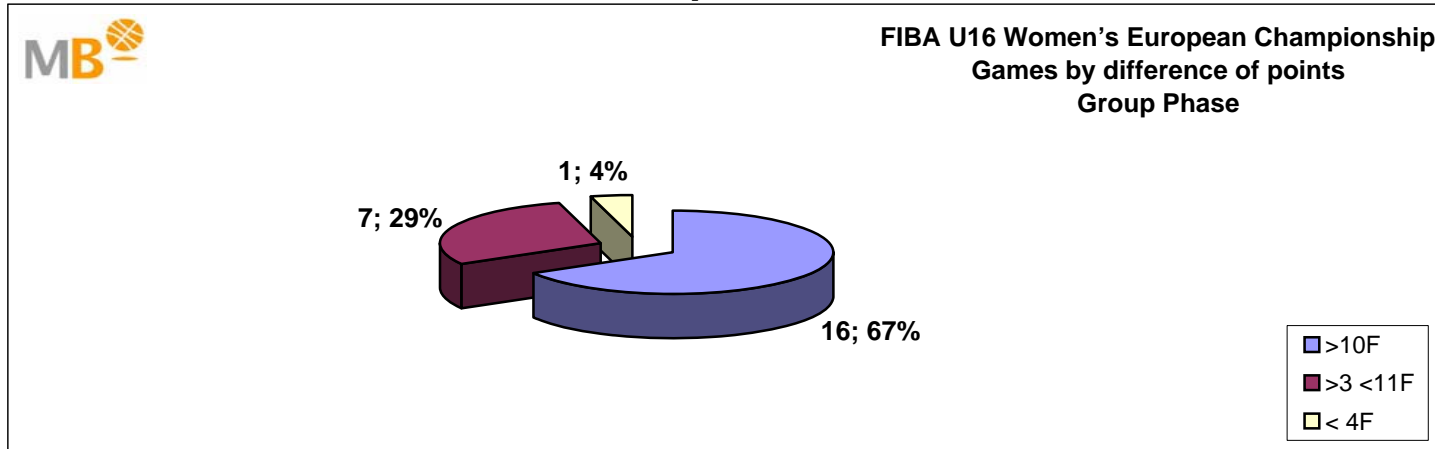


- >10 F Games finished with a difference of more than 10 points
- >15 F Games finished with a difference of more than 15 points
- >20 F Games finished with a difference of more than 20 points
- >3<11 F Games finished with a difference between 4 and 10 points
- <4 F Games finished with a difference of less than 4 points

Games: 32

25-Aug-18

FIBA U16 Women's European Championship Lithuania 2018 Group Phase



- >10 F Games finished with a difference of more than 10 points
- >15 F Games finished with a difference of more than 15 points
- >20 F Games finished with a difference of more than 20 points
- >3<11 F Games finished with a difference between 4 and 10 points
- <4 F Games finished with a difference of less than 4 points

Games: 24

19-Aug-18

FIBA U16 Women's European Championship Lithuania 2018



SCOREBOARD

Group Phase

GROUP A													GROUP B														
#	Team	GAMES				STK	GAME POINTS						PTS	#	Team	GAMES				STK	GAME POINTS						PTS
		P	W	L	%	Last 3	For	Agt	+/-	FA	AA	P				W	L	%	Last 3	For	Agt	+/-	FA	AA			
1	<u>Czech Rep</u>	3	3	0	100	111	173	152	21	57.7	50.7	6	1	<u>Spain</u>	3	3	0	100	110	253	160	93	84.3	53.3	6		
2	<u>France</u>	3	2	1	66.7	010	192	146	46	64	48.7	5	2	<u>Latvia</u>	3	2	1	66.7	101	209	201	8	69.7	67	5		
3	<u>Turkey</u>	3	1	2	33.3	001	173	163	10	57.7	54.3	4	3	<u>Serbia</u>	3	1	2	33.3	000	148	202	-54	49.3	67.3	4		
4	<u>Belgium</u>	3	0	3	0	000	116	193	-77	38.7	64.3	3	4	<u>Netherlands</u>	3	0	3	0	000	153	200	-47	51	66.7	3		

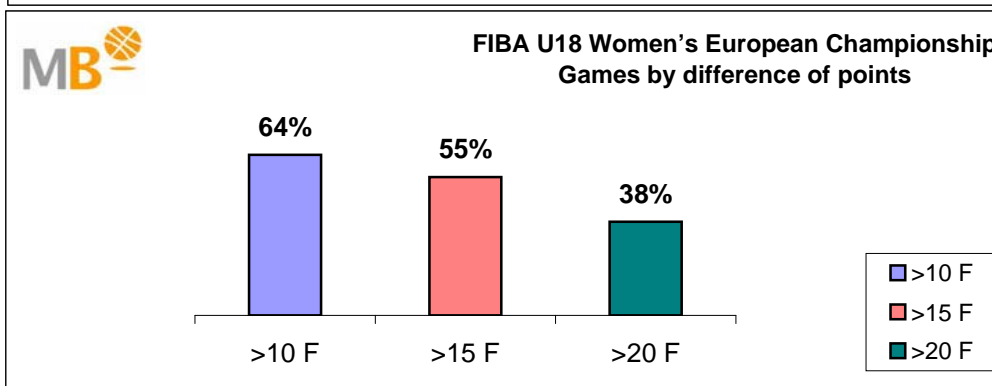
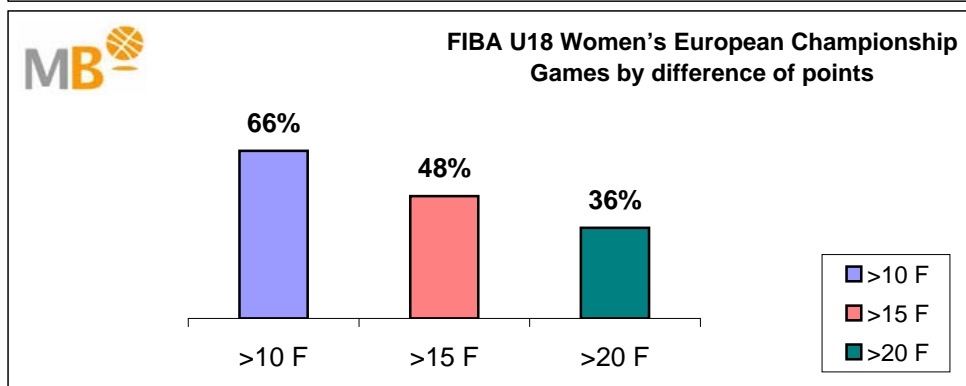
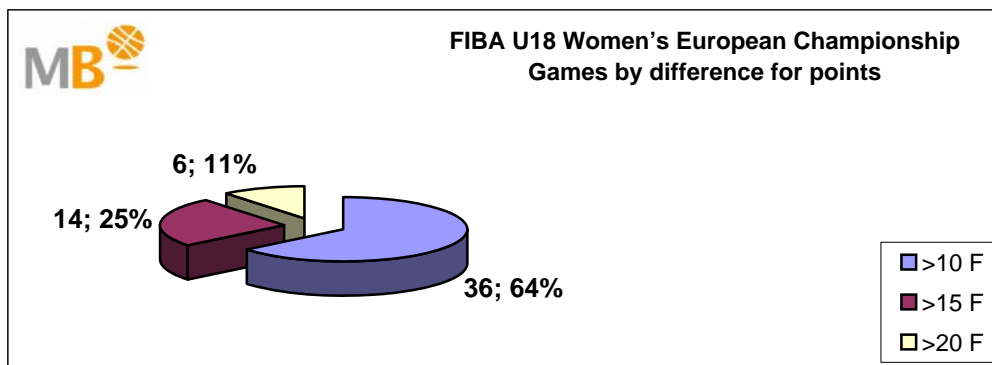
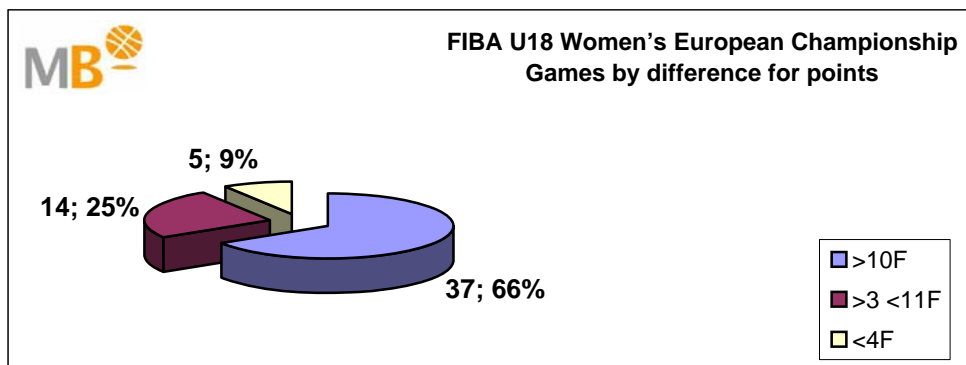
GROUP C													GROUP D														
#	Team	GAMES				STK	GAME POINTS						PTS	#	Team	GAMES				STK	GAME POINTS						PTS
		P	W	L	%	Last 3	For	Agt	+/-	FA	AA	P				W	L	%	Last 3	For	Agt	+/-	FA	AA			
1	<u>Italy</u>	3	3	0	100	111	227	116	111	75.7	38.7	6	1	<u>Russia</u>	3	3	0	100	110	189	150	39	63	50	6		
2	<u>Hungary</u>	3	2	1	66.7	110	191	188	3	63.7	62.7	5	2	<u>Germany</u>	3	2	1	66.7	011	156	141	15	52	47	5		
3	<u>Poland</u>	3	1	2	33.3	001	188	202	-14	62.7	67.3	4	3	<u>Lithuania</u>	3	1	2	33.3	001	171	182	-11	57	60.7	4		
4	<u>Croatia</u>	3	0	3	0	000	144	244	-100	48	81.3	3	4	<u>Denmark</u>	3	0	3	0	000	155	198	-43	51.7	66	3		



FIBA U16 Women's European Championship

Lithuania 2018

France 2017



Games: 56

25-Aug-18

1^a Italy

2^a Czech Rep

>10 F

Games finished with a difference of more than 10 points

>15 F

Games finished with a difference of more than 15 points

>20 F

Games finished with a difference of more than 20 points

>3<11 F

Games finished with a difference between 4 and 10 points

<4 F

Games finished with a difference of less than 4 points

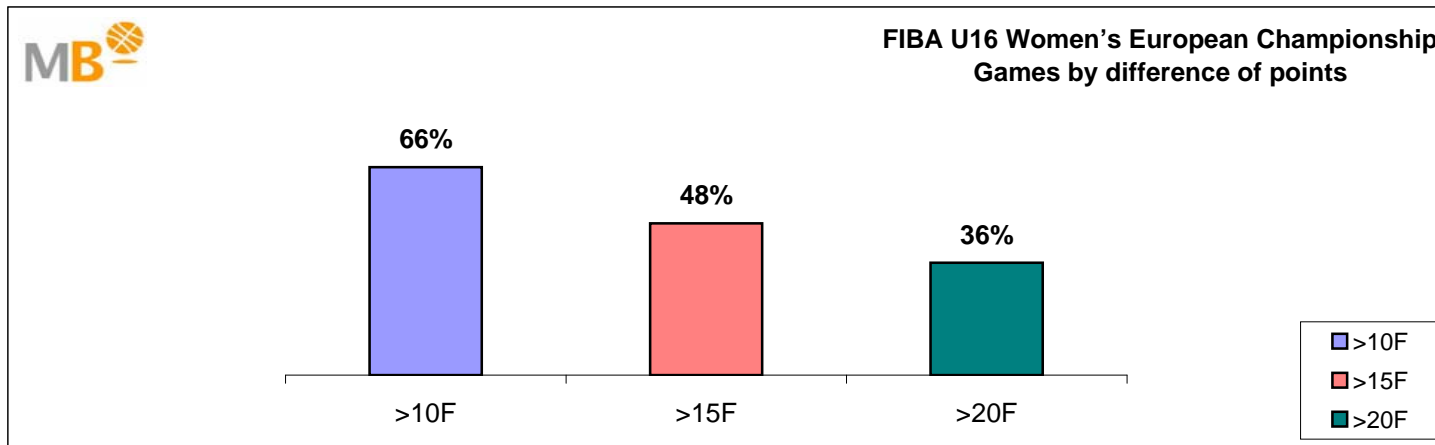
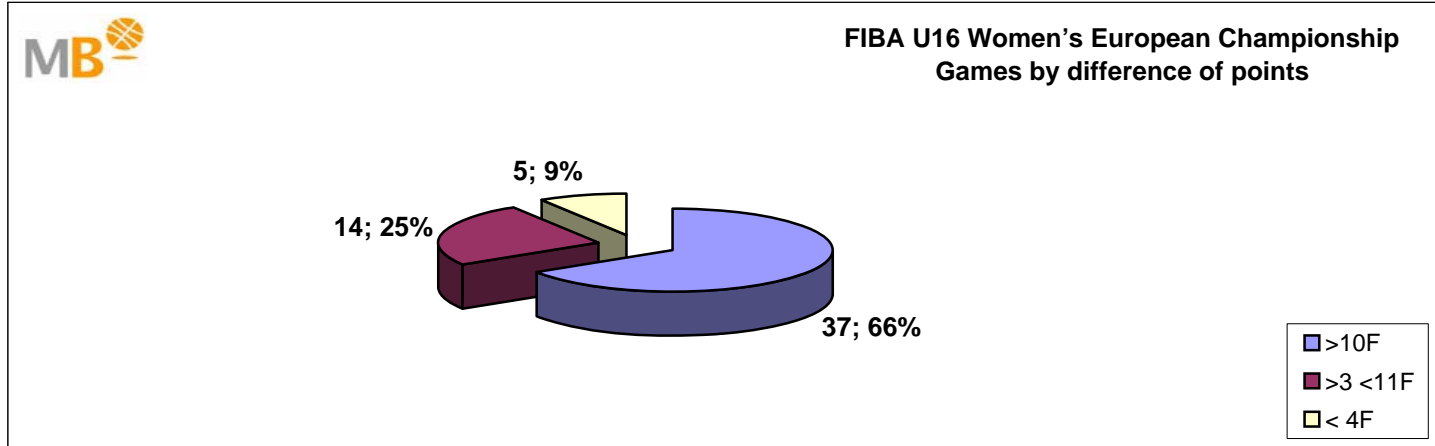
Games: 56

12-Aug-17

1^a France

2^a Hungary

FIBA U16 Women's European Championship Lithuania 2018



- >10 F** Games finished with a difference of more than 10 points
- >15 F** Games finished with a difference of more than 15 points
- >20 F** Games finished with a difference of more than 20 points
- >3<11 F** Games finished with a difference between 4 and 10 points
- <4 F** Games finished with a difference of less than 4 points

Games: 56
25-Aug-18

FIBA COMPETITION SYSTEM - 16 TEAMS - 1 CITY

FINAL, THIRD - PLACE & CLASSIFICATION 5-8 GAMES

DAY 9

SEMI - FINALS

DAY 8

QUARTER - FINALS

DAY 6

ROUND OF 16

DAY 5

All teams will qualify to the Final Phase, beginning with the Round of 16 on day 5 ranked according to the official classification rules.

GROUP PHASE

DAY 1 - DAY 3

Each team will play three games within their groups on days 1, 2 and 3.

CLASSIFICATION 9-16

DAY 6

DAY 8

DAY 9

56	WINNER 47 vs WINNER 48	1st - 2nd place
55	LOSER 47 vs LOSER 48	3rd - 4th place
54	WINNER 45 vs WINNER 46	5th - 6th place
53	LOSER 45 vs LOSER 46	7th - 8th place

48	WINNER 38 vs WINNER 40	1st - 4th place
47	WINNER 37 vs WINNER 39	
46	LOSER 38 vs LOSER 40	5th - 8th place
45	LOSER 37 vs LOSER 39	

DAY 7 REST DAY

40	WINNER 28 vs WINNER 31
39	WINNER 27 vs WINNER 32
38	WINNER 26 vs WINNER 29
37	WINNER 25 vs WINNER 30

The winners of each Round of 16 will qualify to the Quarter-finals on day 7.

25	A1 vs B4	26	A2 vs B3	27	B2 vs A3	28	B1 vs A4
29	C1 vs D4	30	C2 vs D3	31	D2 vs C3	32	D1 vs C4

DAY 4 REST DAY

GROUP A	GROUP B	GROUP C	GROUP D
A1	B1	C1	D1
A2	B2	C2	D2
A3	B3	C3	D3
A4	B4	C4	D4

33	LOSER 25 vs LOSER 30
34	LOSER 26 vs LOSER 29
35	LOSER 27 vs LOSER 32
36	LOSER 28 vs LOSER 31

The losers of each Round of 16 will play for 9th - 16th place in the Classification Games.

DAY 7 REST DAY

41	LOSER 33 vs LOSER 35	13th - 16th place
42	LOSER 34 vs LOSER 36	
43	WINNER 33 vs WINNER 35	9th - 12th place
44	WINNER 34 vs WINNER 36	

49	LOSER 41 vs LOSER 42	15th - 16th place
50	WINNER 41 vs WINNER 42	13th - 14th place
51	LOSER 43 vs LOSER 44	11th - 12th place
52	WINNER 43 vs WINNER 44	9th - 10th place

Note: The three teams classified 14th, 15th and 16th will be relegated to Division B.