

FIBA U16 European Championship

Podgorica, Montenegro 2017

Spain

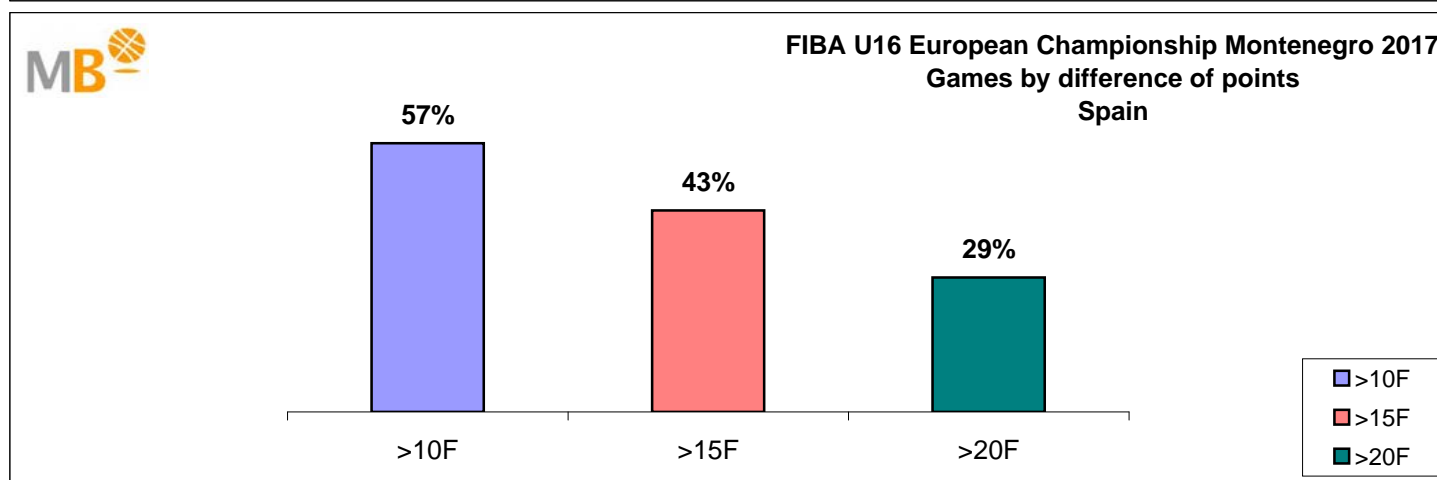
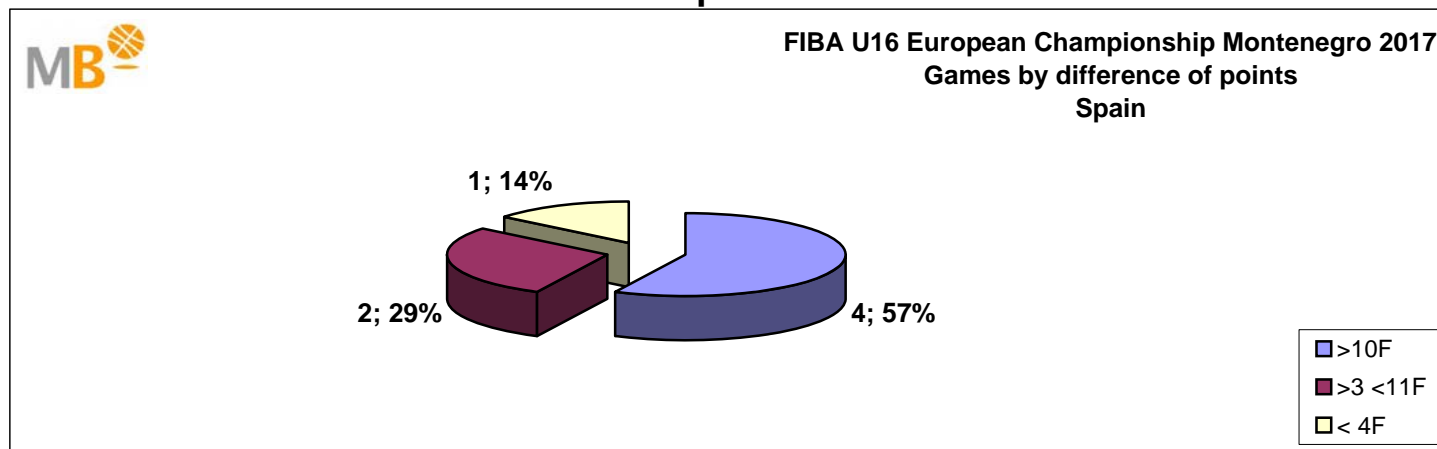


News

TOTALES

Points/Minute		40'			40'			40'
J. Pradilla	0,64	26	P. Carreno	0,45	18	M. Garcia	0,25	10
B. Fernandez	0,48	19	R. Lopez	0,48	19	A. Scariolo	0,28	11
S. Aldama	0,38	15	J. Garcia	0,33	13	H. Alderete	0,26	11
G. Dike	0,66	26	A. Haro	0,32	13	J. Santana	0,25	10
Rebounds/Minute		40'			40'			40'
J. Pradilla	0,38	15	P. Carreno	0,13	5	M. Garcia	0,13	5
B. Fernandez	0,21	9	R. Lopez	0,32	13	A. Scariolo	0,10	4
S. Aldama	0,23	9	J. Garcia	0,08	3	H. Alderete	0,17	7
G. Dike	0,40	16	A. Haro	0,11	4	J. Santana	0,08	3
Assists/Minute		40'			40'			40'
J. Pradilla	0,10	4	P. Carreno	0,08	3	M. Garcia	0,10	4
B. Fernandez	0,08	3	R. Lopez	0,08	3	A. Scariolo	0,10	4
S. Aldama	0,07	3	J. Garcia	0,13	5	H. Alderete	0,04	2
G. Dike	0,06	3	A. Haro	0,08	3	J. Santana	0,08	3
Efe/Minute		40'			40'			40'
J. Pradilla	0,67	27	P. Carreno	0,48	19	M. Garcia	0,19	8
B. Fernandez	0,56	23	R. Lopez	0,63	25	A. Scariolo	0,28	11
S. Aldama	0,46	19	J. Garcia	0,32	13	H. Alderete	0,26	11
G. Dike	0,60	24	A. Haro	0,34	14	J. Santana	0,42	17

FIBA U16 European Championship Montenegro 2017 Spain



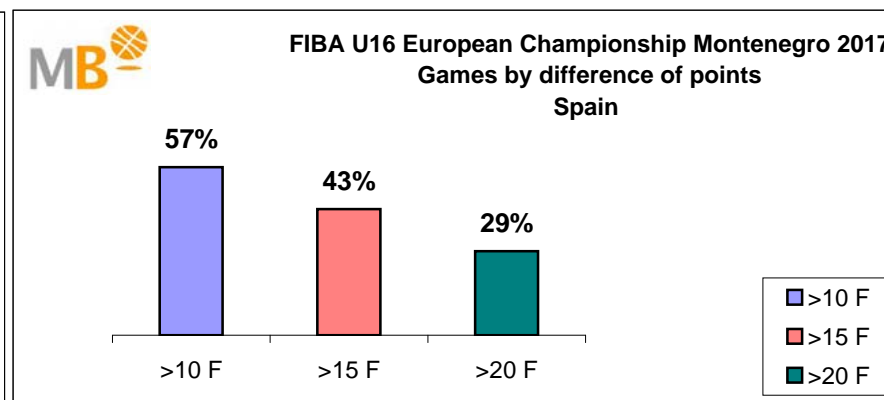
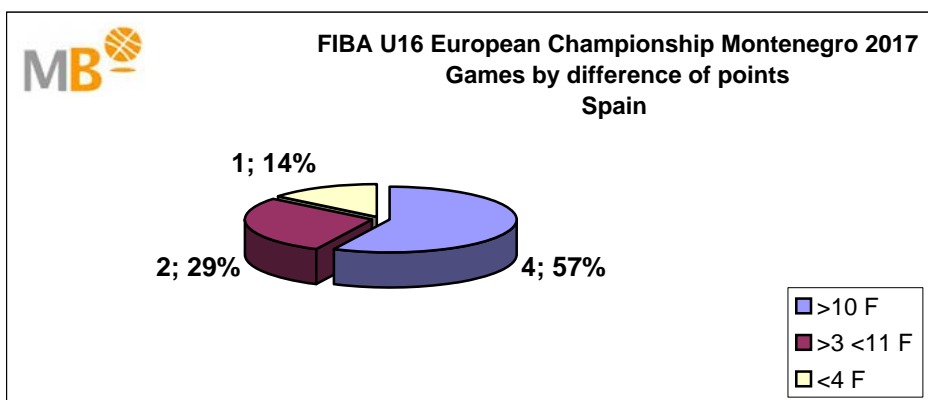
- >10 F Games finished with a difference of more than 10 points
- >15 F Games finished with a difference of more than 15 points
- >20 F Games finished with a difference of more than 20 points
- >3<11 F Games finished with a difference between 4 and 10 points
- <4 F Games finished with a difference of less than 4 points

Games: 7
19-Aug-17

FIBA U16 European Championship Montenegro 2017



Games	Score	1Q	2Q	3Q	4Q	O	O	T	T	E2°Q	E3°Q	>10 2°	>10 3°	>10 F	>3 <11 F	<4 F						
1 Spain-Latvia	91-70	21	15	18	12	30	18	22	25			91	70	39	27	69	45	1	1	1	0	0
2 Montenegro-Spain	77-76	14	20	14	24	32	9	17	23			77	76	28	44	60	53	1	0	0	0	1
3 Spain-Sweden	113-64	28	11	32	22	27	14	26	17			113	64	60	33	87	47	1	1	1	0	0
4 Spain-Estonia	59-54	18	6	11	11	12	23	18	14			59	54	29	17	41	40	1	0	0	1	0
5 Serbia-Spain	82-73	20	11	19	22	26	15	17	25			82	73	39	33	65	48	0	1	0	1	0
6 Lithuania-Spain	92-80	15	18	23	11	31	13	23	38			92	80	38	29	69	42	0	1	1	0	0
7 Spain-Latvia	95-77	25	14	20	16	23	24	27	23			95	77	45	30	68	54	1	1	1	0	0
												5	5	4	2	1						



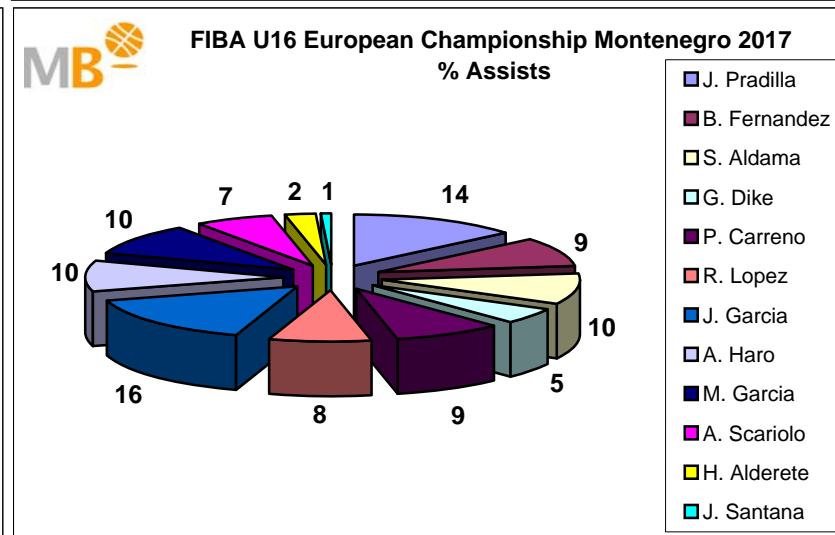
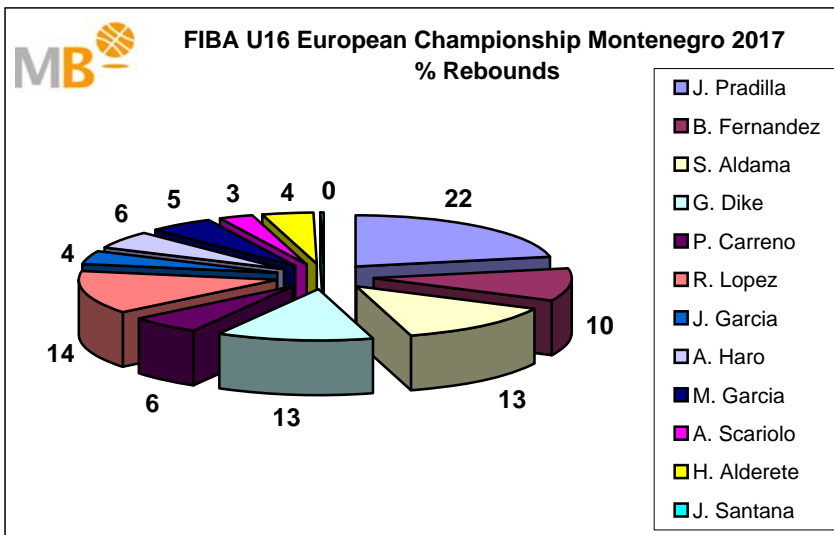
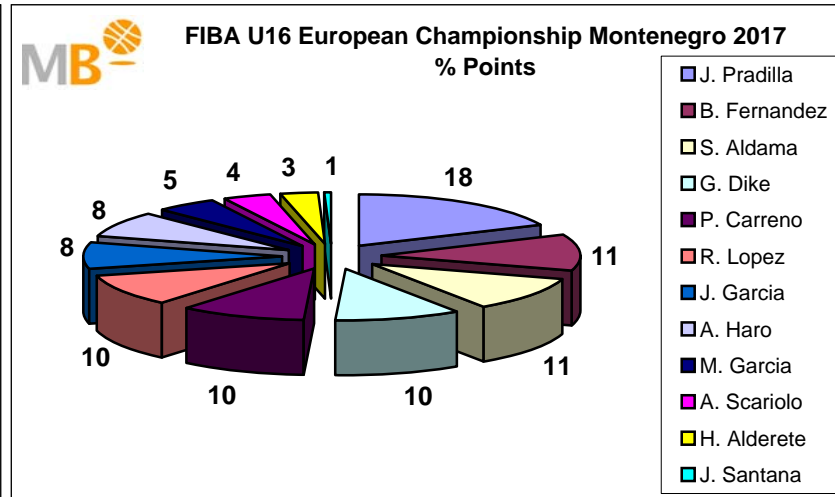
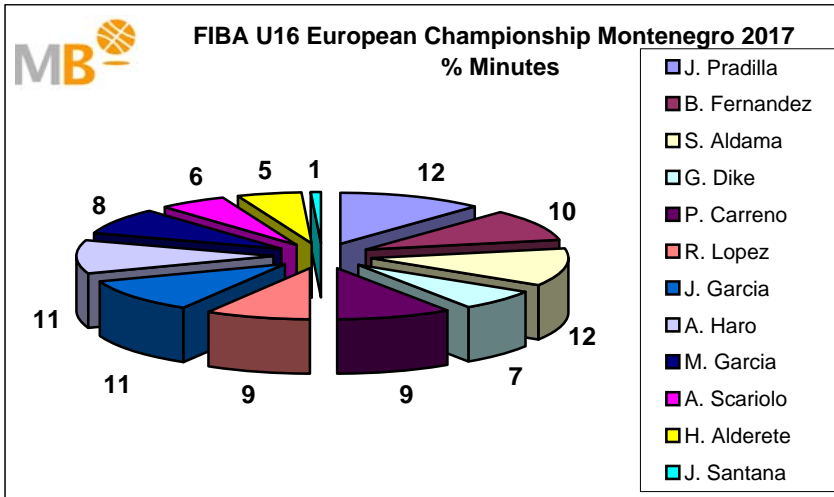
- >10 F** Games finished with a difference of more than 10 points
- >15 F** Games finished with a difference of more than 15 points
- >20 F** Games finished with a difference of more than 20 points
- >3 <11 F** Games finished with a difference between 4 and 10 points
- <4F** Games finished with a difference of less than 4 points



FIBA U16 European Championship Montenegro 2017

Spain

Contributions



FIBA U16 European Championship Montenegro 2017

STATISTICS



Spain

TOTAL

#	Players	G	Min	Shots				Rebounds							+/-	Ef	Pts					
				FG	2pts	3pts	FT	O	D	Tot	As	PF	To	St				BS				
14	<u>J. Pradilla</u>	7	168	43/85	50.6%	41/75	54.7%	2/10	20%	20/40	50%	27	36	63	17	19	25	8	4	84	113	108
12	<u>B. Fernandez</u>	7	140	27/54	50%	16/27	59.3%	11/27	40.7%	2/2	100%	11	19	30	11	9	7	4	1	42	79	67
7	<u>S. Aldama</u>	7	166	26/63	41.3%	21/42	50%	5/21	23.8%	6/10	60%	14	24	38	12	16	7	9	3	44	77	63
15	<u>G. Dike</u>	5	93	20/44	45.5%	20/43	46.5%	0/10	0%	21/44	47.7%	13	24	37	6	13	10	7	2	5	56	61
8	<u>P. Carreno</u>	7	132	22/43	51.2%	16/23	69.6%	6/20	30%	9/13	69.2%	4	13	17	11	13	8	10	0	25	64	59
16	<u>R. Lopez</u>	7	122	24/52	46.2%	22/40	55%	2/12	16.7%	9/12	75%	21	18	39	10	7	9	6	3	21	77	59
10	<u>J. Garcia</u>	6	150	17/49	34.7%	3/19	15.8%	14/30	46.7%	1/2	50%	2	10	12	19	12	8	9	0	49	48	49
9	<u>A. Haro</u>	7	150	18/46	39.1%	11/24	45.8%	7/22	31.8%	5/6	83.3%	6	10	16	12	13	9	13	0	55	51	48
6	<u>M. Garcia</u>	6	116	7/36	19.4%	5/17	29.4%	2/19	10.5%	13/19	68.4%	4	11	15	12	9	6	6	1	10	22	29
5	<u>A. Scariolo</u>	5	80	8/23	34.8%	7/22	31.8%	1/1	100%	5/7	71.4%	7	1	8	8	11	6	7	0	32	22	22
11	<u>H. Alderete</u>	7	72	7/17	41.2%	6/12	50%	1/5	20%	4/6	66.7%	6	6	12	3	14	4	1	0	-6	19	19
13	<u>J. Santana</u>	4	12	1/1	100%	1/1	100%	0/0	0%	1/1	100%	1	0	1	1	2	1	1	0	-6	5	3
Team/Coaches												21	19	40	0	0	3	0	0	0	0.0	0.0
TOTALS			1400	220/513	42.9%	169/345	49%	51/168	30.4%	96/162	59.3%	137	191	328	122	138	103	81	14	355	633.0	587

AVERAGE

#	Players	G	Min	Shots				Rebounds							+/-	Ef	Pts					
				FG	2pts	3pts	FT	O	D	Tot	As	PF	To	St				BS				
14	<u>J. Pradilla</u>	7	24.0	6.1/12.1	50.6%	5.9/10.7	54.7%	0.3/1.4	20%	2.9/5.7	50%	3.9	5.1	9.0	2.4	2.7	3.6	1.1	0.6	12.0	16.1	15.4
15	<u>G. Dike</u>	5	18.7	4.0/8.8	45.5%	4.0/8.6	46.5%	0.0/0.2	0%	4.2/8.8	47.7%	2.6	4.8	7.4	1.2	2.6	2.0	1.4	0.4	1.0	11.2	12.2
12	<u>B. Fernandez</u>	7	20.0	3.9/7.7	50%	2.3/3.9	59.3%	1.6/3.9	40.7%	0.3/0.3	100%	1.6	2.7	4.3	1.6	1.3	1.0	0.6	0.1	6.0	11.3	9.6
7	<u>S. Aldama</u>	7	23.8	3.7/9.0	41.3%	3.0/6.0	50%	0.7/3.0	23.8%	0.9/1.4	60%	2.0	3.4	5.4	1.7	2.3	1.0	1.3	0.4	6.3	11.0	9
8	<u>P. Carreno</u>	7	18.8	3.1/6.1	51.2%	2.3/3.3	69.6%	0.9/2.9	30%	1.3/1.9	69.2%	0.6	1.9	2.4	1.6	1.9	1.1	1.4	0.0	3.6	9.1	8.4
16	<u>R. Lopez</u>	7	17.4	3.4/7.4	46.2%	3.1/5.7	55%	0.3/1.7	16.7%	1.3/1.7	75%	3.0	2.6	5.6	1.4	1.0	1.3	0.9	0.4	3.0	11.0	8.4
10	<u>J. Garcia</u>	6	24.9	2.8/8.2	34.7%	0.5/3.2	15.8%	2.3/5.0	46.7%	0.2/0.3	50%	0.3	1.7	2.0	3.2	2.0	1.3	1.5	0.0	8.2	8.0	8.2
9	<u>A. Haro</u>	7	21.5	2.6/6.6	39.1%	1.6/3.4	45.8%	1.0/3.1	31.8%	0.7/0.9	83.3%	0.9	1.4	2.3	1.7	1.9	1.3	1.9	0.0	7.9	7.3	6.9
6	<u>M. Garcia</u>	6	19.3	1.2/6.0	19.4%	0.8/2.8	29.4%	0.3/3.2	10.5%	2.2/3.2	68.4%	0.7	1.8	2.5	2.0	1.5	1.0	1.0	0.2	1.7	3.7	4.8
5	<u>A. Scariolo</u>	5	16.0	1.6/4.6	34.8%	1.4/4.4	31.8%	0.2/0.2	100%	1.0/1.4	71.4%	1.4	0.2	1.6	1.6	2.2	1.2	1.4	0.0	6.4	4.4	4.4
11	<u>H. Alderete</u>	7	10.3	1.0/2.4	41.2%	0.9/1.7	50%	0.1/0.7	20%	0.6/0.9	66.7%	0.9	0.9	1.7	0.4	2.0	0.6	0.1	0.0	-0.9	2.7	2.7
13	<u>J. Santana</u>	4	2.9	0.2/0.2	100%	0.2/0.2	100%	0.0/0.0	0%	0.2/0.2	100%	0.3	0.0	0.3	0.3	0.5	0.3	0.3	0.0	-1.5	1.3	0.8
Team/Coaches												3.0	2.7	5.7	0.0	0.0	0.4	0.0	0.0	0.0	0.0	0.0
TOTALS			200.0	31.4/73.3	42.9%	24.1/49.3	49%	7.3/24.0	30.4%	13.7/23.1	59.3%	19.6	27.3	46.9	17.4	19.7	14.7	11.6	2.0	50.7	90.4	83.9

FIBA U16 European Championship Montenegro 2017

Spain-Latvia (95-77)

Classification 7-8

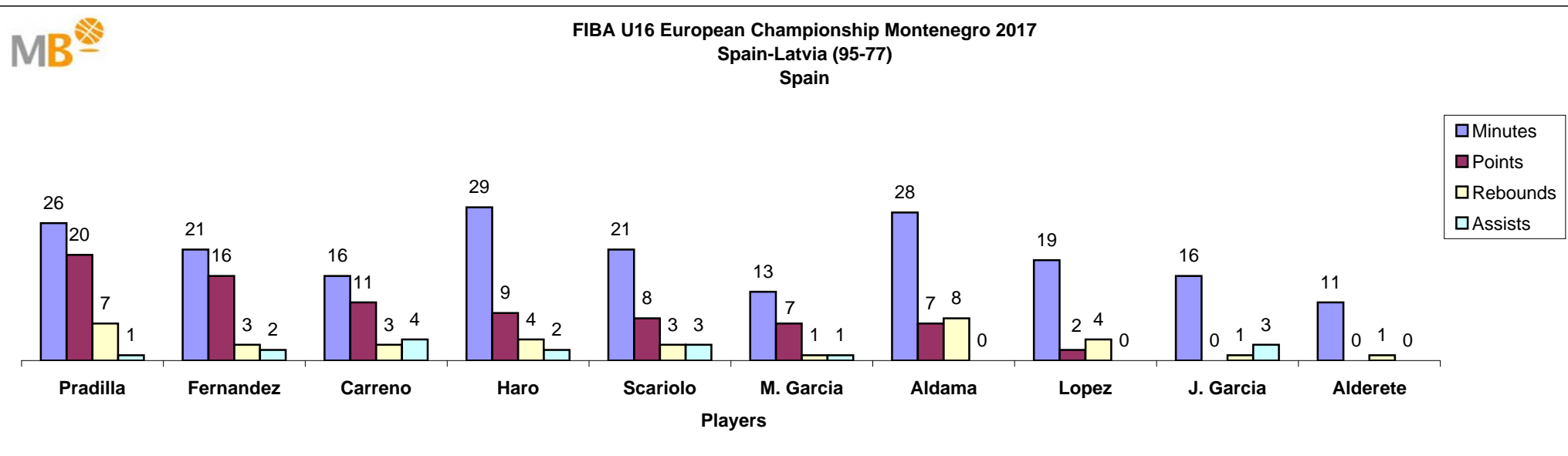


Spain

#	Players	MIN	PTS	Shots				Rebounds				PF	TO	STL	BLK	+/-	EF
				FG	2PTS	3PTS	FT	OREB	DREB	REB	AST						
14	<u>*J. Pradilla</u>	26:00:00	20	9/1560%	9/1464.3%	0/10%	2/366.7%	3	4	7	1	4	3	2	0	2	20
12	<u>*B. Fernandez</u>	21:00	16	6/1250%	3/475%	3/837.5%	1/1100%	0	3	3	2	2	0	1	0	-1	16
8	<u>P. Carreno</u>	16:00	11	4/850%	3/650%	1/250%	2/366.7%	2	1	3	4	1	1	2	0	4	14
9	<u>*A. Haro</u>	29:00:00	9	4/1428.6%	3/933.3%	1/520%	0/0-%	1	3	4	2	3	2	2	0	-24	5
5	<u>A. Scariolo</u>	21:00	8	4/1040%	4/1040%	0/0-%	0/10%	3	0	3	3	4	1	3	0	3	9
6	<u>M. Garcia</u>	13:00	7	2/633.3%	2/540%	0/10%	3/475%	1	0	1	1	2	0	1	0	4	5
7	<u>*S. Aldama</u>	28:00:00	7	3/1030%	3/837.5%	0/20%	1/250%	4	4	8	0	4	2	2	1	-8	8
16	<u>R. Lopez</u>	19:00	2	1/911.1%	1/812.5%	0/10%	0/0-%	3	1	4	0	0	2	1	0	-17	-3
10	<u>*J. Garcia</u>	16:00	0	0/40%	0/20%	0/20%	0/0-%	0	1	1	3	0	0	1	0	-9	1
11	<u>H. Alderete</u>	11:00	0	0/0-%	0/0-%	0/0-%	0/0-%	1	0	1	0	1	0	0	0	-14	1
13	<u>J. Santana</u>	DNP															
15	<u>G. Dike</u>	DNP															
Team/Coaches								4	4	8		0	0				
TOTALS		200	80	33/8837.5%	28/6642.4%	5/2222.7%	9/1464.3%	22	21	43	16	21	11	15	1	-12	76

[Video](#)

C1	C2	C3	C4
15-18	23-11	31-13	23-38



FIBA U16 European Championship Montenegro 2017

Lithuania-Spain (92-80)

Classification 5-8

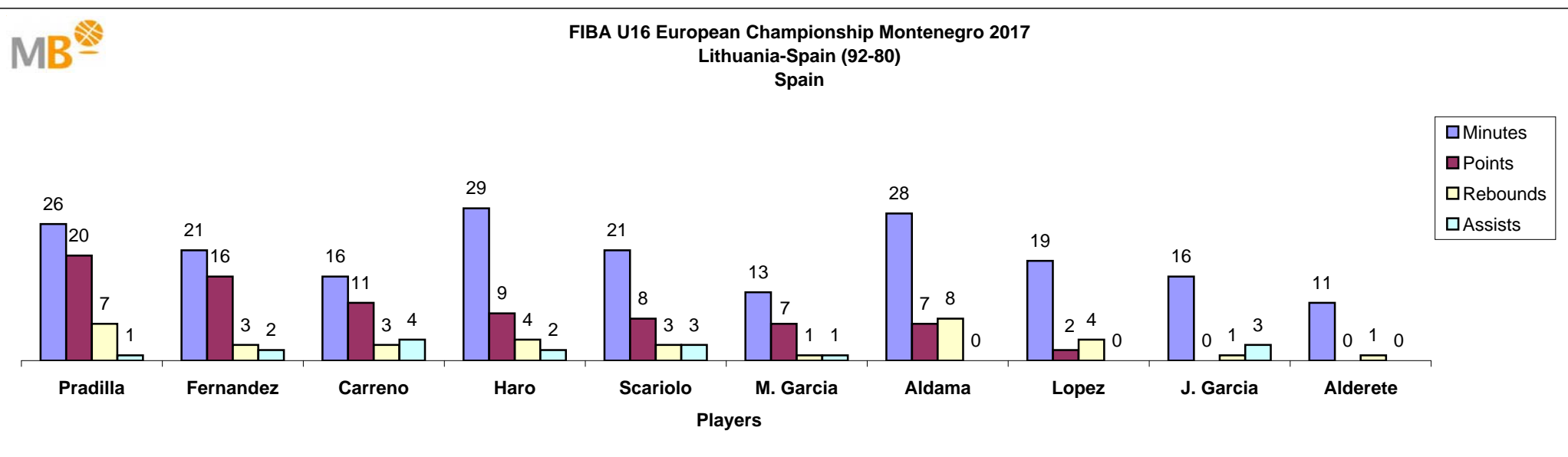
Spain



#	Players	MIN	PTS	Shots				Rebounds				PF	TO	STL	BLK	+/-	EF
				FG	2PTS	3PTS	FT	OREB	DREB	REB	AST						
14	<u>*J. Pradilla</u>	26:00:00	20	9/1560%	9/1464.3%	0/10%	2/366.7%	3	4	7	1	4	3	2	0	2	20
12	<u>*B. Fernandez</u>	21:00	16	6/1250%	3/475%	3/837.5%	1/1100%	0	3	3	2	2	0	1	0	-1	16
8	<u>P. Carreno</u>	16:00	11	4/850%	3/650%	1/250%	2/366.7%	2	1	3	4	1	1	2	0	4	14
9	<u>*A. Haro</u>	29:00:00	9	4/1428.6%	3/933.3%	1/520%	0/0-%	1	3	4	2	3	2	2	0	-24	5
5	<u>A. Scariolo</u>	21:00	8	4/1040%	4/1040%	0/0-%	0/10%	3	0	3	3	4	1	3	0	3	9
6	<u>M. Garcia</u>	13:00	7	2/633.3%	2/540%	0/10%	3/475%	1	0	1	1	2	0	1	0	4	5
7	<u>*S. Aldama</u>	28:00:00	7	3/1030%	3/837.5%	0/20%	1/250%	4	4	8	0	4	2	2	1	-8	8
16	<u>R. Lopez</u>	19:00	2	1/911.1%	1/812.5%	0/10%	0/0-%	3	1	4	0	0	2	1	0	-17	-3
10	<u>*J. Garcia</u>	16:00	0	0/40%	0/20%	0/20%	0/0-%	0	1	1	3	0	0	1	0	-9	1
11	<u>H. Alderete</u>	11:00	0	0/0-%	0/0-%	0/0-%	0/0-%	1	0	1	0	1	0	0	0	-14	1
13	<u>J. Santana</u>	DNP															
15	<u>G. Dike</u>	DNP															
Team/Coaches								4	4	8		0	0				
TOTALS		200	80	33/8837.5%	28/6642.4%	5/2222.7%	9/1464.3%	22	21	43	16	21	11	15	1	-12	76

[Video](#)

C1	C2	C3	C4
15-18	23-11	31-13	23-38



FIBA U16 European Championship Montenegro 2017

Serbia-Spain (82-73)

Quarter-Finals

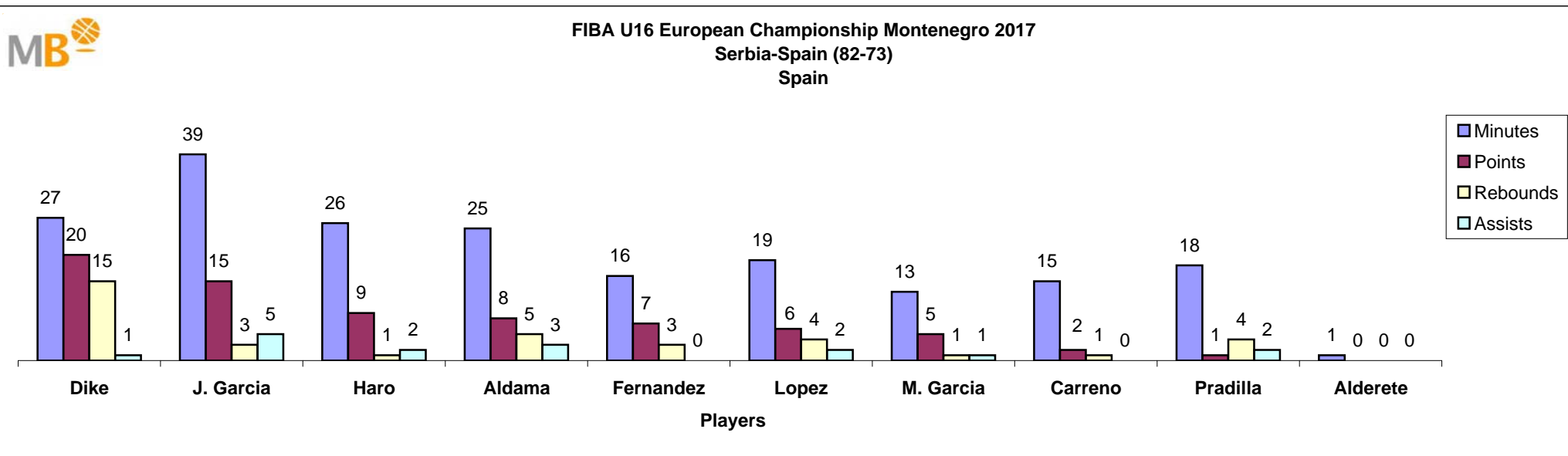
Spain



#	Players	MIN	PTS	Shots				Rebounds				PF	TO	STL	BLK	+/-	EF
				FG	2PTS	3PTS	FT	OREB	DREB	REB	AST						
15	<u>G. Dike</u>	27:01:00	20	6/1154.5%	6/1154.5%	0/0-%	8/1844.4%	8	7	15	1	4	5	0	1	-5	17
10	* <u>J. Garcia</u>	38:40:00	15	5/1631.3%	0/80%	5/862.5%	0/0-%	1	2	3	5	2	2	0	0	-4	10
9	<u>A. Haro</u>	26:25:00	9	4/757.1%	3/3100%	1/425%	0/0-%	0	1	1	2	3	1	2	0	8	10
7	<u>S. Aldama</u>	24:58:00	8	3/650%	2/366.7%	1/333.3%	1/250%	2	3	5	3	4	2	0	1	6	11
12	* <u>B. Fernandez</u>	16:15	7	3/742.9%	2/450%	1/333.3%	0/0-%	1	2	3	0	1	2	0	0	-4	4
16	<u>R. Lopez</u>	18:40	6	3/650%	3/475%	0/20%	0/0-%	3	1	4	2	0	1	0	0	-4	8
6	* <u>M. Garcia</u>	13:28	5	1/520%	1/250%	0/30%	3/3100%	0	1	1	1	3	0	0	0	-11	3
8	* <u>P. Carreno</u>	15:13	2	1/333.3%	1/333.3%	0/0-%	0/0-%	1	0	1	0	2	1	0	0	-16	0
14	* <u>J. Pradilla</u>	17:51	1	0/50%	0/50%	0/0-%	1/250%	2	2	4	2	3	2	2	0	-9	1
11	<u>H. Alderete</u>	1:26	0	0/0-%	0/0-%	0/0-%	0/0-%	0	0	0	0	0	0	0	0	-6	0
5	<u>A. Scariolo</u>	DNP															
13	<u>J. Santana</u>	DNP															
Team/Coaches								1	1	2	0	0					
TOTALS		200	73	26/6639.4%	18/4341.9%	8/2334.8%	13/2552%	19	20	39	16	22	16	4	2	-9	64

[Video](#)

C1	C2	C3	C4
20-11	19-22	26-15	17-25



FIBA U16 European Championship Montenegro 2017

Spain-Estonia (59-54)

Round of 16

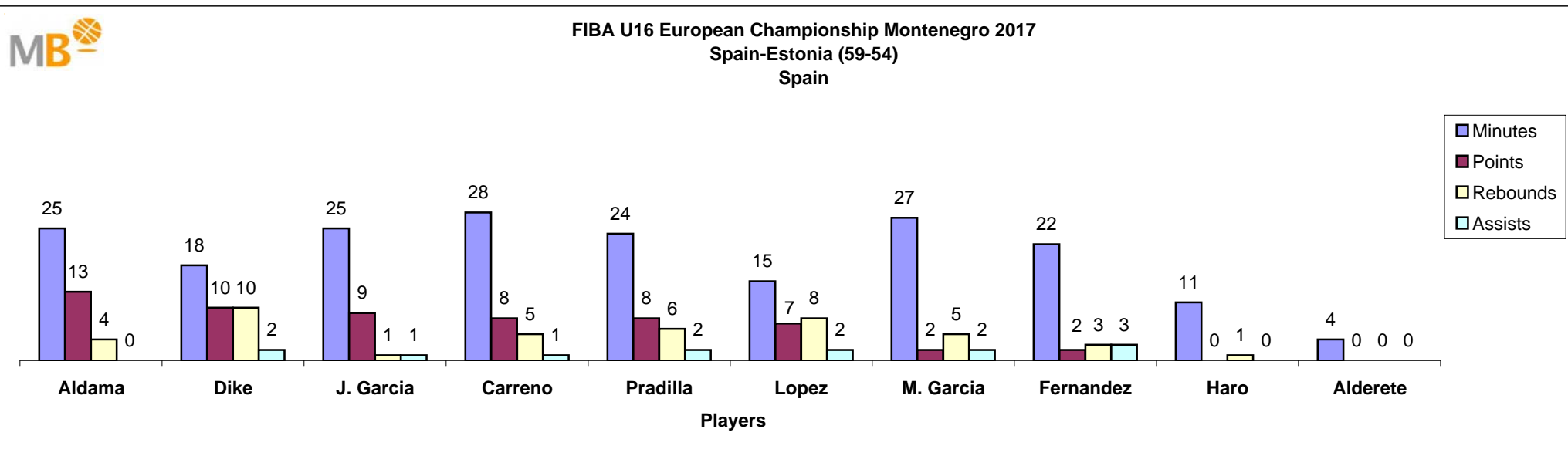
Spain



#	Players	MIN	PTS	Shots				Rebounds				PF	TO	STL	BLK	+/-	EF
				FG	2PTS	3PTS	FT	OREB	DREB	REB	AST						
7	<u>S. Aldama</u>	25:15:00	13	5/12 41.7%	4/7 57.1%	1/5 20%	2/2 100%	2	2	4	0	2	0	4	1	8	15
15	<u>G. Dike</u>	18:19	10	2/6 33.3%	2/6 33.3%	0/0 0%	6/10 60%	2	8	10	2	4	1	1	0	-3	14
10	<u>*J. Garcia</u>	24:48:00	9	3/10 30%	0/3 0%	3/7 42.9%	0/0 0%	0	1	1	1	3	1	2	0	-1	5
8	<u>*P. Carreno</u>	27:53:00	8	4/8 50%	4/4 100%	0/4 0%	0/0 0%	0	5	5	1	1	2	1	0	5	9
14	<u>*J. Pradilla</u>	24:01:00	8	3/9 33.3%	3/7 42.9%	0/2 0%	2/3 66.7%	3	3	6	2	3	5	0	1	5	5
16	<u>R. Lopez</u>	15:01	7	3/6 50%	3/4 75%	0/2 0%	1/2 50%	4	4	8	2	2	3	1	1	9	12
6	<u>*M. Garcia</u>	27:28:00	2	0/12 0%	0/5 0%	0/7 0%	2/4 50%	1	4	5	2	0	2	2	0	-4	-5
12	<u>*B. Fernandez</u>	22:08	2	1/4 25%	1/1 100%	0/3 0%	0/0 0%	1	2	3	3	1	1	0	0	1	4
9	<u>A. Haro</u>	10:40	0	0/4 0%	0/2 0%	0/2 0%	0/0 0%	1	0	1	0	2	0	1	0	11	-2
11	<u>H. Alderete</u>	4:24	0	0/0 0%	0/0 0%	0/0 0%	0/0 0%	0	0	0	0	0	0	0	0	-6	0
5	<u>A. Scariolo</u>	DNP															
13	<u>J. Santana</u>	DNP															
Team/Coaches								3	4	7		0	0				
TOTALS		200	59	21/71 29.6%	17/39 43.6%	4/32 12.5%	13/21 61.9%	17	33	50	13	18	15	12	3	5	57

[Video](#)

C1	C2	C3	C4
18-6	11-11	12-23	18-14



FIBA U16 European Championship Montenegro 2017

Spain-Sweden (113-64)

Group Phase G3

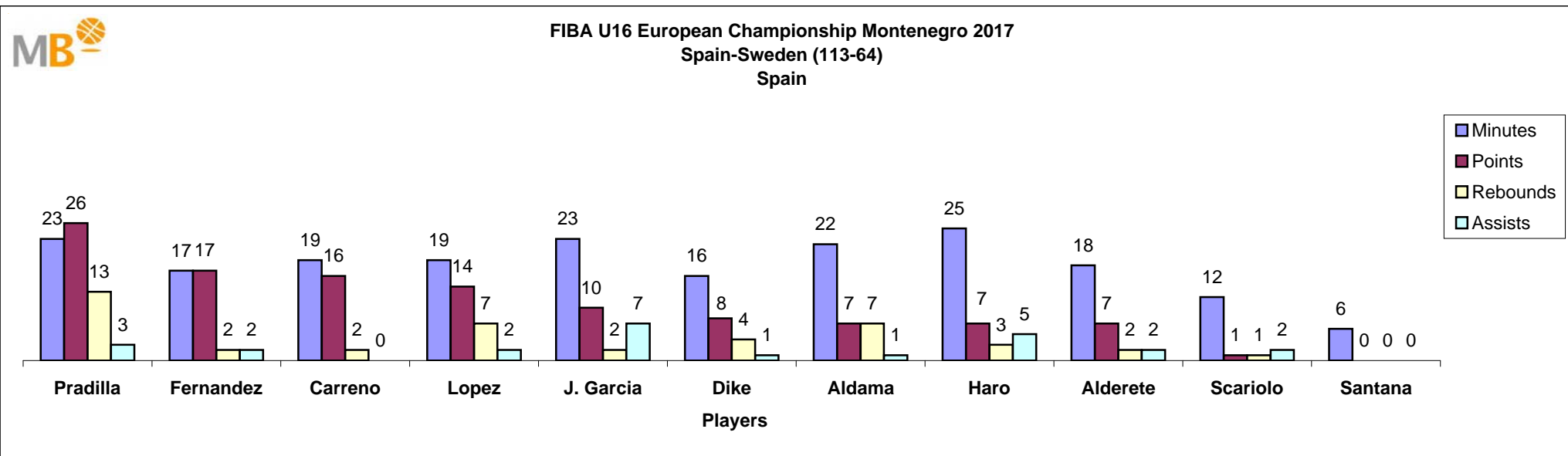
Spain



#	Players	MIN	PTS	Shots				Rebounds				PF	TO	STL	BLK	+/-	EF				
				FG	2PTS	3PTS	FT	OREB	DREB	REB	AST										
14	<u>*J. Pradilla</u>	22:46	26	11/14	78.6%	9/11	81.8%	2/3	66.7%	2/4	50%	7	6	13	3	2	5	2	0	43	34
12	<u>*B. Fernandez</u>	17:16	17	7/11	63.6%	4/6	66.7%	3/5	60%	0/0	0%	1	1	2	2	1	1	0	0	22	16
8	<u>*P. Carreno</u>	18:55	16	6/8	75%	4/5	80%	2/3	66.7%	2/2	100%	1	1	2	0	3	0	1	0	22	17
16	<u>R. Lopez</u>	19:19	14	5/10	50%	4/7	57.1%	1/3	33.3%	3/4	75%	1	6	7	2	1	0	1	2	21	20
10	<u>*J. Garcia</u>	22:31	10	4/7	57.1%	2/3	66.7%	2/4	50%	0/0	0%	0	2	2	7	1	1	3	0	37	18
15	<u>G. Dike</u>	15:40	8	3/7	42.9%	3/7	42.9%	0/0	0%	2/4	50%	1	3	4	1	3	0	3	0	12	10
7	<u>*S. Aldama</u>	22:04	7	3/8	37.5%	2/6	33.3%	1/2	50%	0/0	0%	2	5	7	1	2	1	1	0	38	10
9	<u>A. Haro</u>	25:03:00	7	3/7	42.9%	2/4	50%	1/3	33.3%	0/0	0%	2	1	3	5	0	1	2	0	24	12
11	<u>H. Alderete</u>	17:55	7	2/6	33.3%	2/3	66.7%	0/3	0%	3/4	75%	1	1	2	2	4	3	1	0	11	4
5	<u>A. Scariolo</u>	12:01	1	0/1	0%	0/1	0%	0/0	0%	1/2	50%	1	0	1	2	1	0	3	0	15	5
13	<u>J. Santana</u>	6:25	0	0/0	0%	0/0	0%	0/0	0%	0/0	0%	0	0	0	0	1	0	0	0	0	0
6	<u>M. Garcia</u>	DNP																			
Team/Coaches												1	2	3		0	2				
TOTALS		200	113	44/79	55.7%	32/53	60.4%	12/26	46.2%	13/20	65%	18	28	46	25	19	14	17	2	49	146

[Video](#)

C1	C2	C3	C4
28-11	32-22	27-14	26-17



FIBA U16 European Championship Montenegro 2017

Montenegro-Spain (77-76)

Group Phase G2

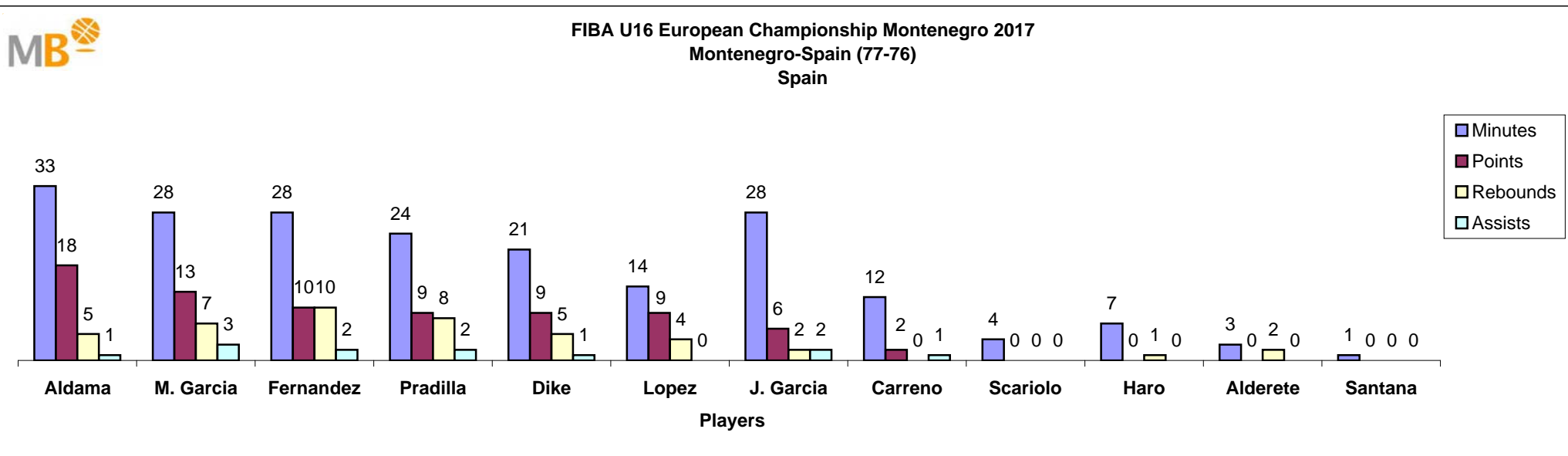
Spain



#	Players	MIN	PTS	Shots			FT	Rebounds			AST	PF	TO	STL	BLK	+/-	EF
				FG	2PTS	3PTS		OREB	DREB	REB							
7	<u>*S. Aldama</u>	33:16:00	18	8/1650%	7/1070%	1/616.7%	1/1100%	2	3	5	1	1	1	1	0	-8	16
6	<u>*M. Garcia</u>	27:30:00	13	3/837.5%	1/250%	2/633.3%	5/862.5%	2	5	7	3	1	1	1	0	5	15
12	<u>*B. Fernandez</u>	27:45:00	10	4/850%	2/540%	2/366.7%	0/0-%	6	4	10	2	2	1	2	0	8	19
14	<u>*J. Pradilla</u>	23:37	9	3/1225%	3/1030%	0/20%	3/933.3%	3	5	8	2	3	3	0	1	8	2
15	<u>G. Dike</u>	20:30	9	4/1330.8%	4/1233.3%	0/10%	1/616.7%	1	4	5	1	1	2	2	1	-7	2
16	<u>R. Lopez</u>	14:07	9	3/560%	2/366.7%	1/250%	2/2100%	2	2	4	0	2	1	1	0	-3	11
10	<u>*J. Garcia</u>	27:55:00	6	2/825%	0/10%	2/728.6%	0/0-%	1	1	2	2	3	1	1	0	3	4
8	<u>P. Carreno</u>	11:30	2	1/520%	1/1100%	0/40%	0/0-%	0	0	0	1	2	3	2	0	-19	-2
5	<u>A. Scariolo</u>	3:34	0	0/10%	0/10%	0/0-%	0/0-%	0	0	0	0	1	0	0	0	-4	-1
9	<u>A. Haro</u>	6:58	0	0/20%	0/10%	0/10%	0/0-%	0	1	1	0	1	1	1	0	7	-1
11	<u>H. Alderete</u>	2:57	0	0/0-%	0/0-%	0/0-%	0/0-%	1	1	2	0	2	0	0	0	4	2
13	<u>J. Santana</u>	0:19	0	0/0-%	0/0-%	0/0-%	0/0-%	0	0	0	0	0	0	0	0	1	0
Team/Coaches								6	1	7		0	0				
TOTALS		200	76	28/7835.9%	20/4643.5%	8/3225%	12/2646.2%	24	27	51	12	19	14	11	2	-1	67

[Video](#)

C1	C2	C3	C4
14-20	14-24	32-9	17-23



FIBA U16 European Championship Montenegro 2017

Spain-Latvia (91-70)

Group Phase G1

Spain



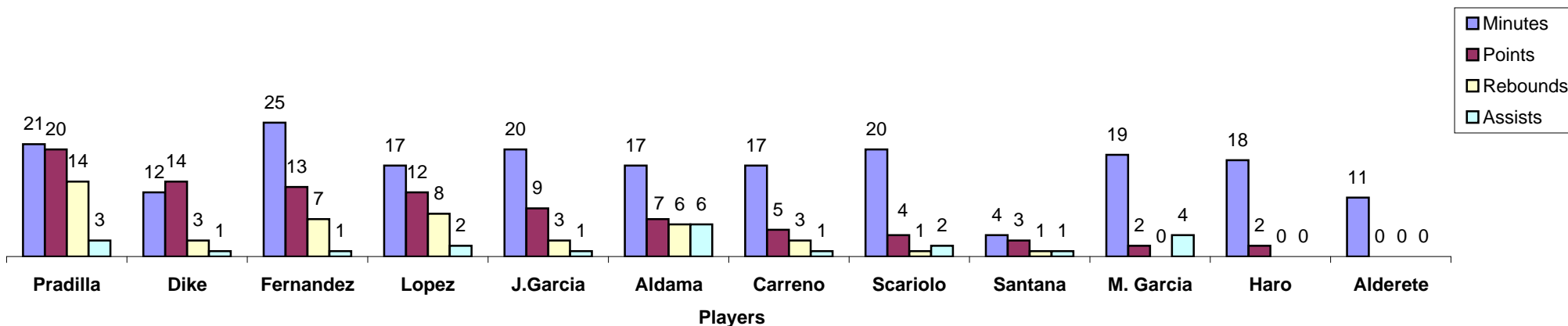
#	Players	MIN	PTS	Shots				Rebounds				PF	TO	STL	BLK	+/-	EF
				FG	2PTS	3PTS	FT	OREB	DREB	REB	AST						
14	<u>J. Pradilla</u>	21:01	20	9/1275%	9/1275%	0/0-%	2/366.7%	5	9	14	3	2	5	0	0	24	28
15	<u>G. Dike</u>	11:55	14	5/771.4%	5/771.4%	0/0-%	4/666.7%	1	2	3	1	1	2	1	0	8	13
12	<u>*B. Fernandez</u>	24:49:00	13	5/955.6%	3/650%	2/366.7%	1/1100%	0	7	7	1	1	0	0	0	14	17
16	<u>R. Lopez</u>	17:07	12	5/955.6%	5/862.5%	0/10%	2/2100%	5	3	8	2	0	1	1	0	9	18
10	<u>*J. Garcia</u>	19:37	9	3/475%	1/250%	2/2100%	1/250%	0	3	3	1	3	3	2	0	23	10
7	<u>*S. Aldama</u>	16:37	7	3/837.5%	3/650%	0/20%	1/333.3%	2	4	6	6	1	0	1	0	11	13
8	<u>P. Carreno</u>	16:41	5	2/450%	2/366.7%	0/10%	1/425%	0	3	3	1	2	0	1	0	10	5
5	<u>A. Scariolo</u>	19:56	4	1/714.3%	1/714.3%	0/0-%	2/2100%	1	0	1	2	2	2	1	0	1	0
13	<u>J. Santana</u>	4:04	3	1/1100%	1/1100%	0/0-%	1/1100%	1	0	1	1	1	1	0	0	-5	4
6	<u>*M. Garcia</u>	18:41	2	1/333.3%	1/250%	0/10%	0/0-%	0	0	0	4	1	1	2	0	7	5
9	<u>A. Haro</u>	17:58	2	1/333.3%	1/250%	0/10%	0/0-%	0	0	0	0	2	2	3	0	14	1
11	<u>H. Alderete</u>	11:28	0	0/20%	0/10%	0/10%	0/0-%	0	0	0	0	4	1	0	0	-11	-3
Team/Coaches								2	4	6		0	0				
TOTALS		200	91	36/6952.2%	32/5756.1%	4/1233.3%	15/2462.5%	17	35	52	22	20	18	12	0	21	111

[Video](#)

C1	C2	C3	C4
21-15	18-12	30-18	22-25



FIBA U16 European Championship Montenegro 2017
Spain-Latvia (91-70)
Spain





FIBA U16 European Championship Podgorica, Montenegro 2017



FIBA U16 European Championship

Montenegro 2017



GROUP A

Lithuania-Serbia	<u>54-56</u>
Israel-Croatia	<u>67-64</u>
Serbia-Israel	<u>71-79</u>
Croatia-Lithuania	<u>42-63</u>
Lithuania-Israel	<u>70-62</u>
Croatia-Serbia	<u>52-102</u>

GROUP B

Turkey-Germany	<u>65-87</u>
Sweden-Montenegro	<u>45-77</u>
Germany-Slovenia	<u>56-68</u>
Latvia-Sweden	<u>58-48</u>
Finland-Germany	<u>44-66</u>
Turkey-Slovenia	<u>57-64</u>

GROUP C

Estonia-Russia	<u>71-74</u>
France-Italy	<u>64-59</u>
Russia-France	<u>61-63</u>
Italy-Estonia	<u>70-64</u>
France-Estonia	<u>78-59</u>
Russia-Italy	<u>57-86</u>

GROUP D

Spain-Latvia	<u>91-70</u>
Slovenia-Finland	<u>65-53</u>
Finland-Turkey	<u>73-84</u>
Montenegro-Spain	<u>77-76</u>
Spain-Sweden	<u>113-64</u>
Montenegro-Latvia	<u>66-80</u>

Round of 16

Germany-Serbia	<u>55-59</u>
Latvia-Russia	<u>83-81</u>
Slovenia-Croatia	<u>65-76</u>
Spain-Estonia	<u>59-54</u>

Round of 16

Lithuania-Finland	<u>70-58</u>
Israel-Turkey	<u>66-89</u>
France-Sweden	<u>73-68</u>
Italy-Montenegro	<u>47-68</u>

Quarter-Finals

Croatia-Latvia	<u>71-69</u>
Serbia-Spain	<u>82-73</u>
Turkey-France	<u>76-80</u>
Lithuania-Montenegro	<u>74-80</u>

Classification 9-16

Slovenia-Russia	<u>78-54</u>
Germany-Estonia	<u>61-68</u>
Israel-Sweden	<u>74-66</u>
Finland-Italy	<u>49-65</u>

Classification 5-8

Lithuania-Spain	<u>92-80</u>
Turkey-Latvia	<u>79-73</u>

Classification 9-12

Italy-Estonia	<u>65-53</u>
Israel-Slovenia	<u>59-70</u>

Semi-Finals

France-Croatia	<u>83-60</u>
Montenegro-Serbia	<u>73-66</u>

Classification 13-16

Finland-Germany	<u>62-75</u>
Sweden-Russia	<u>79-76</u>

Classification 13-14

Germany-Sweden	<u>77-44</u>
----------------	--------------

Classification 15-16

Finland-Russia	<u>69-65</u>
----------------	--------------

Classification 9-10

Italy-Slovenia	<u>73-47</u>
----------------	--------------

Classification 11-12

Estonia-Israel	<u>78-85</u>
----------------	--------------

Classification 5-6

Lithuania-Turkey	<u>62-80</u>
------------------	--------------

Classification 7-8

Spain-Latvia	<u>95-77</u>
--------------	--------------

Final

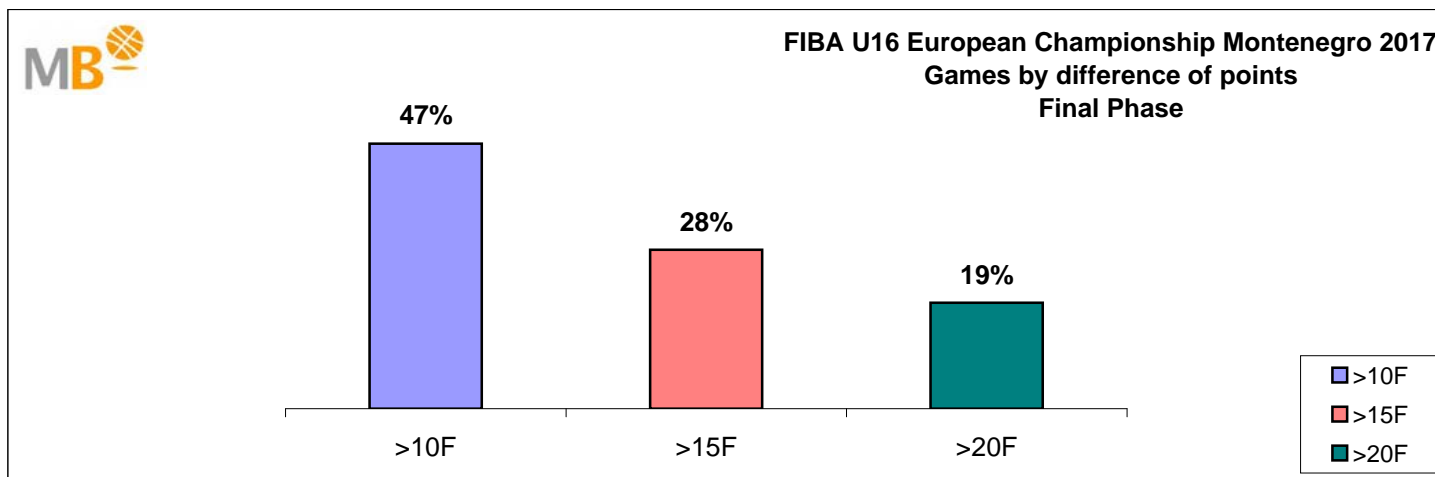
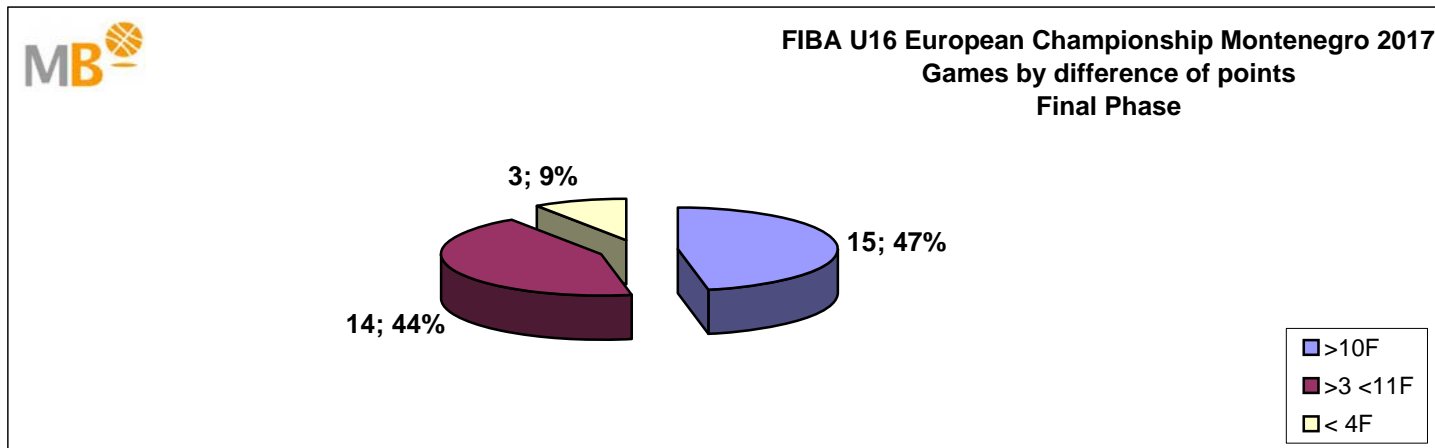
Montenegro-France	<u>68-75</u>
-------------------	--------------

3rd Place

Serbia-Croatia	<u>75-71</u>
----------------	--------------



FIBA U16 European Championship Montenegro 2017 Final Phase

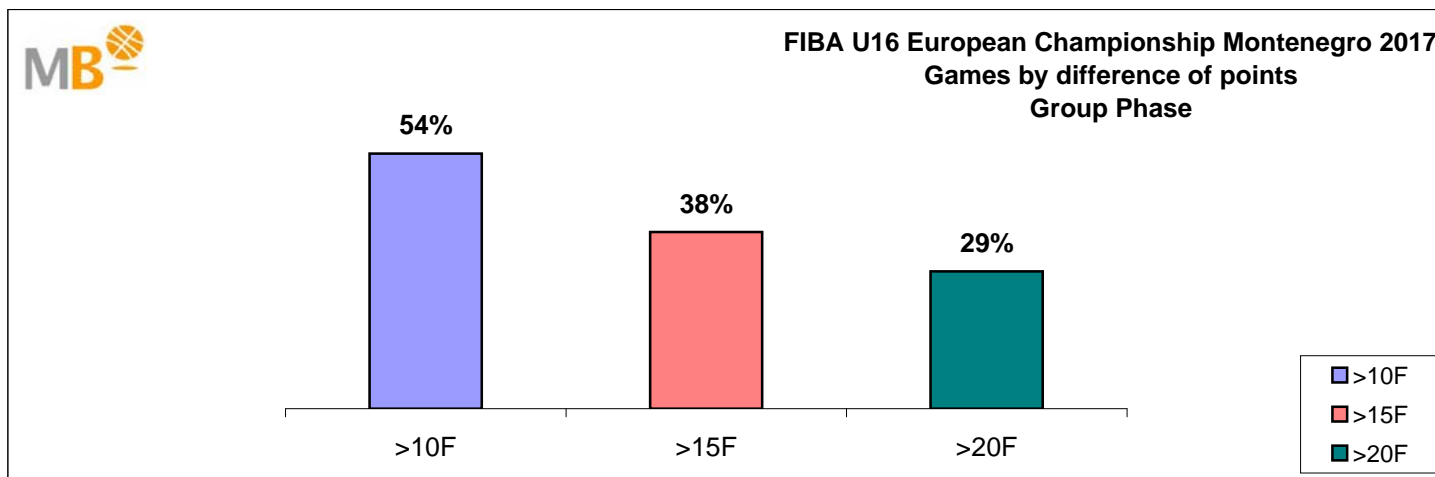
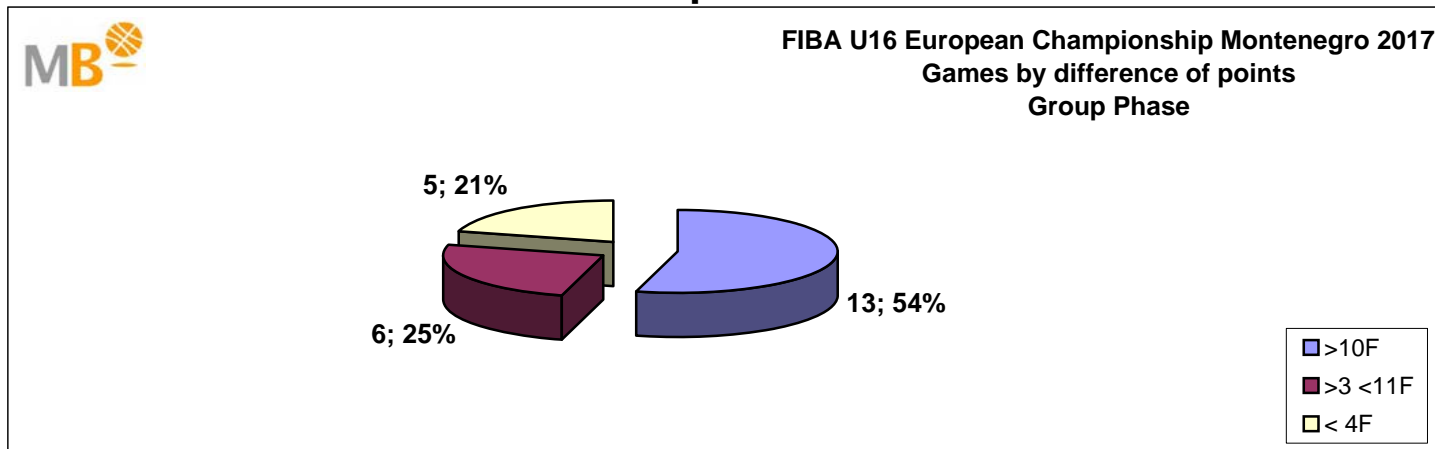


- >10 F Games finished with a difference of more than 10 points
- >15 F Games finished with a difference of more than 15 points
- >20 F Games finished with a difference of more than 20 points
- >3<11 F Games finished with a difference between 4 and 10 points
- <4 F Games finished with a difference of less than 4 points

Games: 32

11-Aug-17

FIBA U16 European Championship Montenegro 2017 Group Phase



- >10 F Games finished with a difference of more than 10 points
- >15 F Games finished with a difference of more than 15 points
- >20 F Games finished with a difference of more than 20 points
- >3<11 F Games finished with a difference between 4 and 10 points
- <4 F Games finished with a difference of less than 4 points

Games: 24

17-Jul-17

FIBA U16 European Championship Montenegro 2017



SCOREBOARD

Group Phase

GROUP A		GAMES				STK	GAME POINTS					
#	Team	P	W	L	%	Last 3	For	Agt	+/-	FA	AA	PTS
1	<u>Turkey</u>	3	3	0	100	111	245	212	33	81.7	70.7	6
2	<u>Russia</u>	3	1	2	33.3	100	225	230	-5	75	76.7	4
3	<u>Montenegro</u>	3	1	2	33.3	010	226	239	-13	75.3	79.7	4
4	<u>Germany</u>	3	1	2	33.3	001	203	218	-15	67.7	72.7	4

GROUP B		GAMES				STK	GAME POINTS					
#	Team	P	W	L	%	Last 3	For	Agt	+/-	FA	AA	PTS
1	<u>Serbia</u>	3	2	1	66.7	011	205	185	20	68.3	61.7	5
2	<u>Spain</u>	3	2	1	66.7	110	221	210	11	73.7	70	5
3	<u>Italy</u>	3	2	1	66.7	101	183	176	7	61	58.7	5
4	<u>Ukraine</u>	3	0	3	0	000	187	225	-38	62.3	75	3

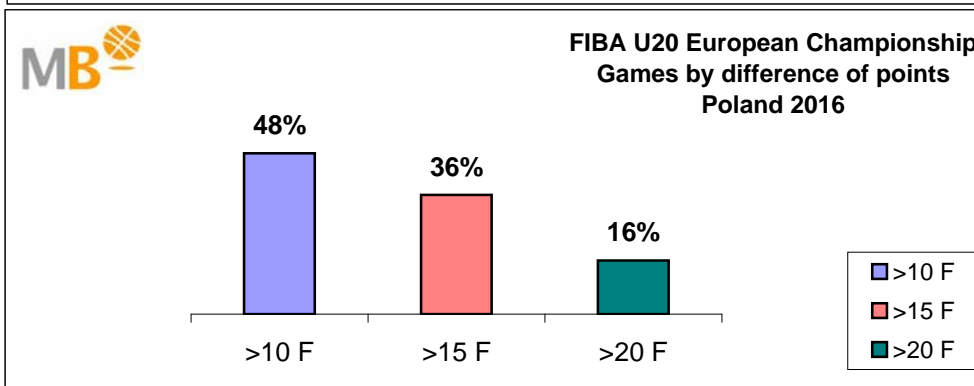
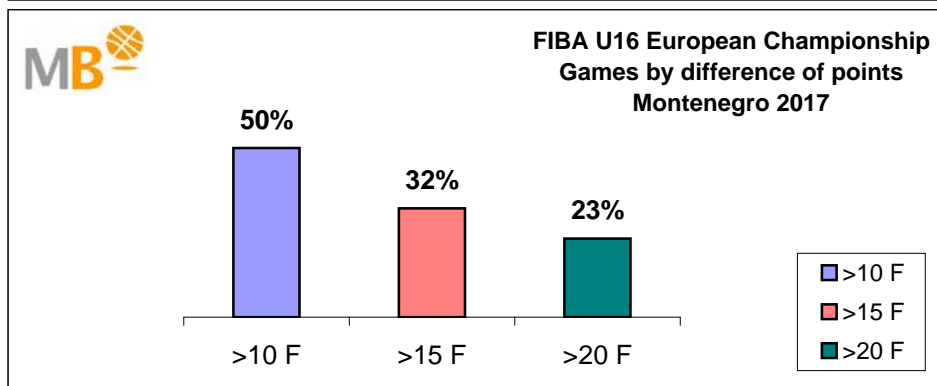
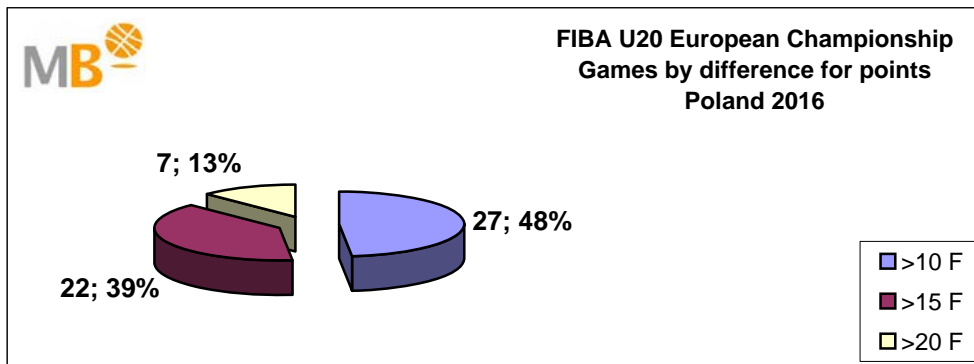
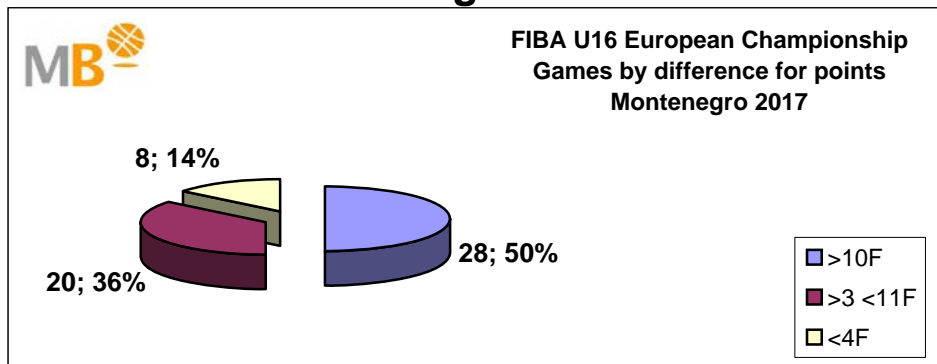
GROUP C		GAMES				STK	GAME POINTS					
#	Team	P	W	L	%	Last 3	For	Agt	+/-	FA	AA	PTS
1	<u>Lithuania</u>	3	2	1	66.7	011	218	200	18	72.7	66.7	5
2	<u>Greece</u>	3	2	1	66.7	110	223	226	-3	74.3	75.3	5
3	<u>Slovenia</u>	3	1	2	33.3	001	214	236	-22	71.3	78.7	4
4	<u>Finland</u>	3	1	2	33.3	100	240	233	7	80	77.7	4

GROUP D		GAMES				STK	GAME POINTS					
#	Team	P	W	L	%	Last 3	For	Agt	+/-	FA	AA	PTS
1	<u>France</u>	3	2	1	66.7	011	226	169	57	75.3	56.3	5
2	<u>BIH</u>	3	2	1	66.7	110	213	212	1	71	70.7	5
3	<u>Latvia</u>	3	2	1	66.7	001	206	228	-22	68.7	76	5
4	<u>SVK</u>	3	0	3	0	100	183	219	-36	61	73	3

FIBA U16 European Championship

Montenegro 2017

Poland 2016



Games: 56

19-Aug-17

- 1^a **France**
- 2^a **Montenegro**

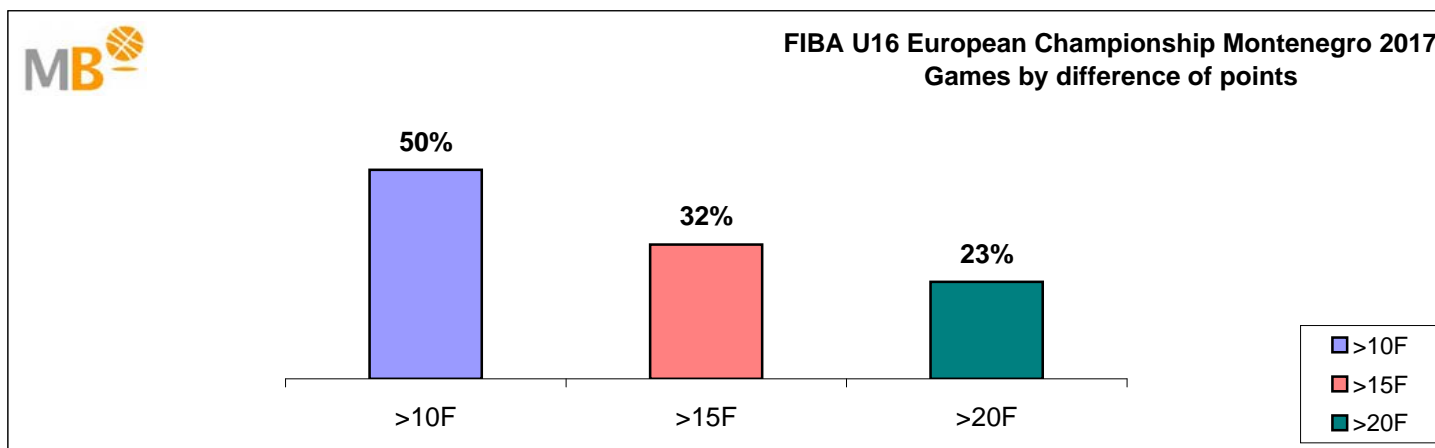
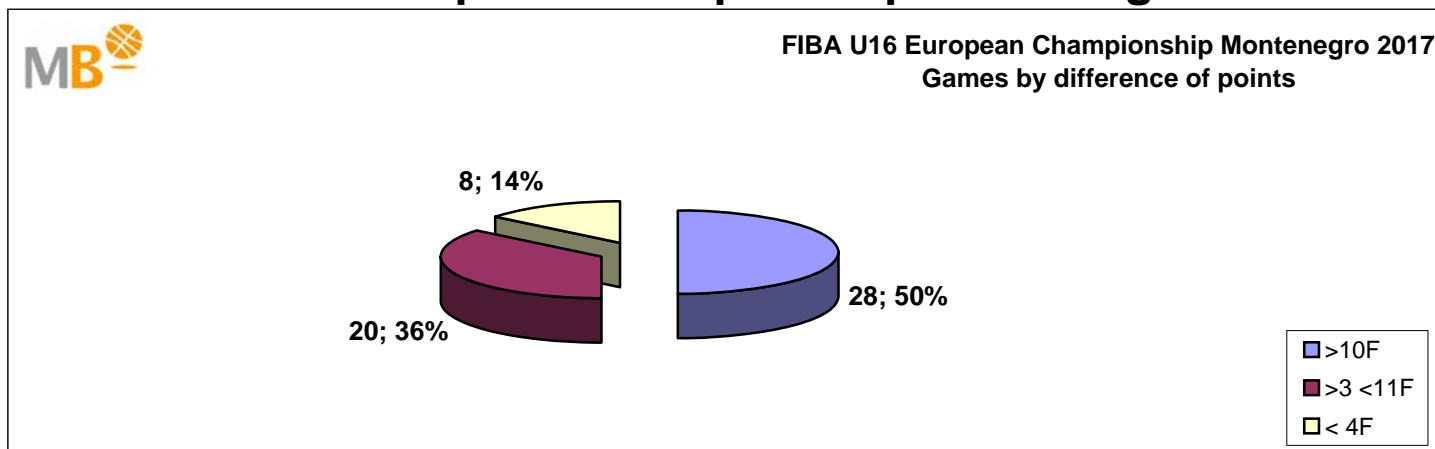
- >10 F** Games finished with a difference of more than 10 points
- >15 F** Games finished with a difference of more than 15 points
- >20 F** Games finished with a difference of more than 20 points
- >3<11 F** Games finished with a difference between 4 and 10 points
- <4 F** Games finished with a difference of less than 4 points

Games: 56

20-Aug-16

- 1^a **Spain**
- 2^a **Lithuania**

FIBA U16 European Championship Montenegro 2017



- >10 F** Games finished with a difference of more than 10 points
- >15 F** Games finished with a difference of more than 15 points
- >20 F** Games finished with a difference of more than 20 points
- >3<11 F** Games finished with a difference between 4 and 10 points
- <4 F** Games finished with a difference of less than 4 points

Games: 56
19-Aug-17

FIBA COMPETITION SYSTEM - 16 TEAMS - 1 CITY

FINAL, THIRD - PLACE & CLASSIFICATION 5-8 GAMES

DAY 9

SEMI - FINALS

DAY 8

QUARTER - FINALS

DAY 6

ROUND OF 16

DAY 5

All teams will qualify to the Final Phase, beginning with the Round of 16 on day 5 ranked according to the official classification rules.

GROUP PHASE

DAY 1 - DAY 3

Each team will play three games within their groups on days 1, 2 and 3.

CLASSIFICATION 9-16

DAY 6

DAY 8

DAY 9

56	WINNER 47 vs WINNER 48	1st - 2nd place
55	LOSER 47 vs LOSER 48	3rd - 4th place
54	WINNER 45 vs WINNER 46	5th - 6th place
53	LOSER 45 vs LOSER 46	7th - 8th place

48	WINNER 38 vs WINNER 40	1st - 4th place
47	WINNER 37 vs WINNER 39	
46	LOSER 38 vs LOSER 40	5th - 8th place
45	LOSER 37 vs LOSER 39	

DAY 7 REST DAY

40	WINNER 28 vs WINNER 31
39	WINNER 27 vs WINNER 32
38	WINNER 26 vs WINNER 29
37	WINNER 25 vs WINNER 30

The winners of each Round of 16 will qualify to the Quarter-finals on day 7.

25	A1 vs B4	26	A2 vs B3	27	B2 vs A3	28	B1 vs A4
29	C1 vs D4	30	C2 vs D3	31	D2 vs C3	32	D1 vs C4

DAY 4 REST DAY

GROUP A	GROUP B	GROUP C	GROUP D
A1	B1	C1	D1
A2	B2	C2	D2
A3	B3	C3	D3
A4	B4	C4	D4

33	LOSER 25 vs LOSER 30
34	LOSER 26 vs LOSER 29
35	LOSER 27 vs LOSER 32
36	LOSER 28 vs LOSER 31

The losers of each Round of 16 will play for 9th - 16th place in the Classification Games.

DAY 7 REST DAY

41	LOSER 33 vs LOSER 35	13th - 16th place
42	LOSER 34 vs LOSER 36	
43	WINNER 33 vs WINNER 35	9th - 12th place
44	WINNER 34 vs WINNER 36	

49	LOSER 41 vs LOSER 42	15th - 16th place
50	WINNER 41 vs WINNER 42	13th - 14th place
51	LOSER 43 vs LOSER 44	11th - 12th place
52	WINNER 43 vs WINNER 44	9th - 10th place

Note: The three teams classified 14th, 15th and 16th will be relegated to Division B.