

## FIBA U16 European Championship North Macedonia 2022 Spain

Points/Minutes			40'			40'			40'		
M. Saint-Supery	0,79	32	A. Blanco	0,25	10	M. Llompart	0,25	10			
J. Carot	0,34	14	F. Diaz	0,32	13	G. Fernandez	0,35	14			
A. Miguel	0,27	11	R. Valero	0,37	15	M. Enabulele	0,45	18			
I. Garmendia	0,42	17	A. Vera	0,31	13	N. Gomez	0,11	4			
Rebounds/Minutes			40'			40'			40'		
M. Saint-Supery	0,22	9	A. Blanco	0,23	9	M. Llompart	0,11	4			
J. Carot	0,28	11	F. Diaz	0,11	5	G. Fernandez	0,13	5			
A. Miguel	0,21	8	R. Valero	0,16	6	M. Enabulele	0,37	15			
I. Garmendia	0,19	8	A. Vera	0,10	4	N. Gomez	0,26	11			
Assists/Minutes			40'			40'			40'		
M. Saint-Supery	0,15	6	A. Blanco	0,02	1	M. Llompart	0,15	6			
J. Carot	0,03	1	F. Diaz	0,04	2	G. Fernandez	0,05	2			
A. Miguel	0,04	2	R. Valero	0,08	3	M. Enabulele	0,00	0			
I. Garmendia	0,07	3	A. Vera	0,19	8	N. Gomez	0,05	2			
Eff/Minutes			40'			40'			40'		
M. Saint-Supery	0,75	30	A. Blanco	0,29	12	M. Llompart	0,21	8			
J. Carot	0,53	21	F. Diaz	0,32	13	G. Fernandez	0,31	12			
A. Miguel	0,34	13	R. Valero	0,40	16	M. Enabulele	0,58	23			
I. Garmendia	0,28	11	A. Vera	0,35	14	N. Gomez	0,32	13			

Totals	Minutes	Points	Rebounds	Assists	Ef	FG
Players	%	%	%	%	%	%
M. Saint-Supery	14%	29%	15%	27%	25%	25%
J. Carot	14%	13%	20%	5%	18%	9%
A. Miguel	13%	10%	14%	7%	11%	11%
I. Garmendia	9%	10%	8%	7%	6%	12%
A. Blanco	10%	6%	12%	3%	7%	6%
F. Diaz	8%	6%	4%	4%	6%	6%
R. Valero	7%	6%	6%	7%	6%	6%
A. Vera	8%	6%	4%	19%	6%	8%
M. Llompart	9%	6%	5%	17%	4%	6%
G. Fernandez	6%	6%	4%	4%	5%	7%
M. Enabulele	3%	3%	5%	0%	4%	3%
N. Gomez	1%	0%	2%	1%	1%	0%

# FIBA U16 European Championship

## North Macedonia 2022

### Spain



#### Cumulated Statistics

#	Players	G	Min	FG	2pts	3pts	FT	O	D	Tot	As	PF	To	St	BS	+/-	Ef	Pts
5	M. Saint-Supery	7	193	51/12142.1%	33/6451.6%	18/5731.6%	33/4376.7%	10	32	42	29	17	23	20	3	73	144	153
10	J. Carot	7	195	30/4566.7%	30/4468.2%	0/10%	7/1353.8%	23	32	55	5	18	14	4	7	34	103	67
11	A. Miguel	7	187	20/5337.7%	12/2941.4%	8/2433.3%	3/475%	2	37	39	8	16	20	18	1	76	63	51
9	I. Garmendia	7	122	19/5832.8%	11/2544%	8/3324.2%	5/771.4%	6	17	23	8	21	17	7	3	-4	34	51
15	A. Blanco	7	137	14/3145.2%	11/2347.8%	3/837.5%	3/933.3%	9	23	32	3	22	12	5	1	22	40	34
12	F. Diaz	7	106	14/2948.3%	13/1968.4%	1/1010%	5/862.5%	6	6	12	4	6	3	5	0	58	34	34
16	R. Valero	7	93	13/2846.4%	10/1662.5%	3/1225%	5/771.4%	5	10	15	7	7	7	4	1	21	37	34
4	A. Vera	7	105	12/3930.8%	9/2634.6%	3/1323.1%	6/966.7%	1	9	10	20	21	9	12	1	26	37	33
7	M. Llompарт	7	120	12/3040%	9/2045%	3/1030%	3/1030%	4	9	13	18	12	15	4	0	36	25	30
8	G. Fernandez	6	85	11/3531.4%	7/2330.4%	4/1233.3%	4/580%	5	6	11	4	10	1	5	2	15	26	30
18	M. Enabulele	6	38	7/1450%	7/1450%	0/0-%	3/837.5%	8	6	14	0	4	2	4	1	-2	22	17
17	N. Gomez	2	19	0/10%	0/10%	0/0-%	2/2100%	1	4	5	1	0	1	0	0	10	6	2
Team/Coaches								11	24	35	0	0	5	0	0	0	0.0	
<b>TOTALS</b>			<b>1400</b>	<b>203/48441.9%</b>	<b>152/30450%</b>	<b>51/18028.3%</b>	<b>79/12563.2%</b>	<b>91</b>	<b>215</b>	<b>306</b>	<b>107</b>	<b>154</b>	<b>129</b>	<b>88</b>	<b>20</b>	<b>73</b>	<b>571.0</b>	<b>536</b>

#### Average Statistics

#	Players	G	Min	FG	2pts	3pts	FT	O	D	Tot	As	PF	To	St	BS	+/-	Ef	Pts
5	M. Saint-Supery	7	27.6	7.3/17.342.1%	4.7/9.151.6%	2.6/8.131.6%	4.7/6.176.7%	1.4	4.6	6.0	4.1	2.4	3.3	2.9	0.4	10.4	20.6	21.9
10	J. Carot	7	27.9	4.3/6.466.7%	4.3/6.368.2%	0.0/0.10%	1.0/1.953.8%	3.3	4.6	7.9	0.7	2.6	2.0	0.6	1.0	4.9	14.7	9.6
11	A. Miguel	7	26.8	2.9/7.637.7%	1.7/4.141.4%	1.1/3.433.3%	0.4/0.675%	0.3	5.3	5.6	1.1	2.3	2.9	2.6	0.1	10.9	9.0	7.3
9	I. Garmendia	7	17.4	2.7/8.332.8%	1.6/3.644%	1.1/4.724.2%	0.7/1.071.4%	0.9	2.4	3.3	1.1	3.0	2.4	1.0	0.4	-0.6	4.9	7.3
8	G. Fernandez	6	14.1	1.8/5.831.4%	1.2/3.830.4%	0.7/2.033.3%	0.7/0.880%	0.8	1.0	1.8	0.7	1.7	0.2	0.8	0.3	2.5	4.3	5
15	A. Blanco	7	19.5	2.0/4.445.2%	1.6/3.347.8%	0.4/1.137.5%	0.4/1.333.3%	1.3	3.3	4.6	0.4	3.1	1.7	0.7	0.1	3.1	5.7	4.9
12	F. Diaz	7	15.1	2.0/4.148.3%	1.9/2.768.4%	0.1/1.410%	0.7/1.162.5%	0.9	0.9	1.7	0.6	0.9	0.4	0.7	0.0	8.3	4.9	4.9
16	R. Valero	7	13.3	1.9/4.046.4%	1.4/2.362.5%	0.4/1.725%	0.7/1.071.4%	0.7	1.4	2.1	1.0	1.0	1.0	0.6	0.1	3.0	5.3	4.9
4	A. Vera	7	15.0	1.7/5.630.8%	1.3/3.734.6%	0.4/1.923.1%	0.9/1.366.7%	0.1	1.3	1.4	2.9	3.0	1.3	1.7	0.1	3.7	5.3	4.7
7	M. Llompарт	7	17.2	1.7/4.340%	1.3/2.945%	0.4/1.430%	0.4/1.430%	0.6	1.3	1.9	2.6	1.7	2.1	0.6	0.0	5.1	3.6	4.3
18	M. Enabulele	6	6.3	1.2/2.350%	1.2/2.350%	0.0/0.0-%	0.5/1.337.5%	1.3	1.0	2.3	0.0	0.7	0.3	0.7	0.2	-0.3	3.7	2.8
17	N. Gomez	2	9.6	0.0/0.50%	0.0/0.50%	0.0/0.0-%	1.0/1.0100%	0.5	2.0	2.5	0.5	0.0	0.5	0.0	0.0	5.0	3.0	1
Team/Coaches								1.6	3.4	5.0	0.0	0.0	0.7	0.0	0.0	0.0	0.0	
<b>TOTALS</b>			<b>200.0</b>	<b>29.0/69.141.9%</b>	<b>21.7/43.450%</b>	<b>7.3/25.728.3%</b>	<b>11.3/17.963.2%</b>	<b>13.0</b>	<b>30.7</b>	<b>43.7</b>	<b>15.3</b>	<b>22.0</b>	<b>18.4</b>	<b>12.6</b>	<b>2.9</b>	<b>10.4</b>	<b>81.6</b>	<b>76.6</b>

# FIBA U16 European Championship

## North Macedonia 2022

### Final

### Lithuania-Spain 77-68)

### Spain



Pun/Min	#	Players	Min	Pts	FG	2Pts	3Pts	FT	OREB	DREB	REB	AST	PF	TO	STL	BLK	+/-	EFF					
0,78	5	Mario Saint-Supery	40	31	13/3141.9%	11/1957.9%	2/1216.7%	3/742.9%	4	4	8	3	3	6	4	2	-9	20					
0,32	10	Jorge Carot	31	10	3/742.9%	3/650%	0/10%	4/580%	5	4	9	0	4	2	3	0	-9	15					
0,40	9	Iker Garmendia	20	8	2/633.3%	0/10%	2/540%	2/2100%	0	3	3	0	3	6	1	1	-6	3					
0,38	7	Miquel Llupart	16	6	3/650%	3/475%	0/20%	0/0-	0	1	1	1	3	0	0	0	-1	5					
0,15	11	Asier Miguel	34	5	2/728.6%	1/333.3%	1/425%	0/0-	0	4	4	2	5	2	5	1	-4	10					
0,21	12	Felipe Diaz	19	4	2/540%	2/540%	0/0-	0/0-	2	0	2	0	2	0	1	0	4	4					
0,25	4	Amadeo Vera	8	2	0/40%	0/30%	0/10%	2/2100%	0	1	1	0	1	1	0	0	-5	-2					
0,14	16	Ruben Valero	14	2	1/425%	1/333.3%	0/10%	0/10%	0	3	3	0	1	1	0	0	-13	0					
0,00	15	Alberto Blanco	15	0	0/20%	0/10%	0/10%	0/0-	0	7	7	0	2	1	1	0	-1	5					
0,00	18	Michael Enabulele	2	0	0/0-	0/0-	0/0-	0/0-	1	0	1	0	0	1	0	1	-1	1					
	8	Gonzalo Fernandez	DNP																				
	17	Nicolas Gomez	DNP																				
Team/Coaches									2	0	2		0	0									
Totals									68	26/7236.1%	21/4546.7%	5/2718.5%	11/1764.7%	14	27	41	6	24	20	15	5	-9	61

[Team Comparison](#)  
[Shot Chart](#)

[Overview](#)  
[Videos](#)

Q1	Q2	16-20	Q4
24-19	22-13	13-17	18-19

#	Totals	Minutes	Points	Rebounds	Assists	Rff	FG
Players	%	%	%	%	%	%	%
5	Mario Saint-Supery	20%	46%	21%	50%	33%	43%
10	Jorge Carot	16%	15%	23%	0%	25%	10%
9	Iker Garmendia	10%	12%	8%	0%	5%	8%
7	Miquel Llupart	8%	9%	3%	17%	8%	8%
11	Asier Miguel	17%	7%	10%	33%	16%	10%
12	Felipe Diaz	10%	6%	5%	0%	7%	7%
4	Amadeo Vera	4%	3%	3%	0%	-3%	6%
16	Ruben Valero	7%	3%	8%	0%	0%	6%
15	Alberto Blanco	8%	0%	18%	0%	8%	3%
18	Michael Enabulele	1%	0%	3%	0%	2%	0%
8	Gonzalo Fernandez						
17	Nicolas Gomez						

# FIBA U16 European Championship

## North Macedonia 2022

### Semi-Final

### France-Spain (64-78)

### Spain



Pun/Min	#	Players	Min	Pts	FG	2Pts	3Pts	FT	OREB	DREB	REB	AST	PF	TO	STL	BLK	+/-	EFF
0,64	5	Mario Saint-Supery	33	21	8/1942.1%	6/1154.5%	2/825%	3/475%	0	3	3	6	4	4	5	0	8	19
0,55	15	Alberto Blanco	31	17	6/966.7%	4/666.7%	2/366.7%	3/837.5%	4	3	7	2	3	2	1	0	9	17
0,44	10	Jorge Carot	36	16	8/988.9%	8/988.9%	0/0-	0/0-	2	6	8	0	2	0	0	1	11	24
0,56	9	Iker Garmendia	18	10	4/580%	3/475%	1/1100%	1/250%	1	3	4	2	2	3	1	0	4	12
1,00	8	Gonzalo Fernandez	3	3	1/1100%	1/1100%	0/0-	1/1100%	0	0	0	1	0	0	0	0	7	4
0,11	11	Asier Miguel	28	3	1/616.7%	0/40%	1/250%	0/0-	0	6	6	0	2	5	1	0	9	0
0,08	4	Amadeo Vera	25	2	1/714.3%	1/520%	0/20%	0/0-	0	1	1	5	4	2	2	1	12	3
0,17	7	Miquel Llompарт	12	2	1/250%	1/250%	0/0-	0/0-	0	2	2	3	1	2	1	0	2	5
0,40	12	Felipe Diaz	5	2	1/250%	1/1100%	0/10%	0/0-	0	0	0	0	0	0	1	0	6	2
0,50	18	Michael Enabulele	4	2	1/250%	1/250%	0/0-	0/0-	1	0	1	0	1	0	1	0	3	3
0,00	16	Ruben Valero	5	0	0/10%	0/10%	0/0-	0/0-	0	0	0	0	0	0	0	0	-1	-1
	17	Nicolas Gomez	DNP															
Team/Coaches									1	7	8		0	2				
Totals			200	78	32/6350.8%	26/4656.5%	6/1735.3%	8/1553.3%	9	31	40	19	19	20	13	2	14	88

[Team Comparison](#)  
[Shot Chart](#)

[Overview](#)  
[Videos](#)

Q1	Q2	16-20	Q4
12-16	16-19	21-26	15-17

#	Totals	Minutes	Points	Rebounds	Assists	Rff	FG
Players	%	%	%	%	%	%	%
5	Mario Saint-Supery	17%	27%	9%	32%	22%	30%
15	Alberto Blanco	16%	22%	22%	11%	19%	14%
10	Jorge Carot	18%	21%	25%	0%	27%	14%
9	Iker Garmendia	9%	13%	13%	11%	14%	8%
8	Gonzalo Fernandez	2%	4%	0%	5%	5%	2%
11	Asier Miguel	14%	4%	19%	0%	0%	10%
4	Amadeo Vera	13%	3%	3%	26%	3%	11%
7	Miquel Llompарт	6%	3%	6%	16%	6%	3%
12	Felipe Diaz	3%	3%	0%	0%	2%	3%
18	Michael Enabulele	2%	3%	3%	0%	3%	3%
16	Ruben Valero	3%	0%	0%	0%	-1%	2%
17	Nicolas Gomez						

# FIBA U16 European Championship

## North Macedonia 2022

### Quarter-Final

### Slovenia-Spain (68-87)

#### Spain



Pun/Min	#	Players	Min	Pts	FG	2Pts	3Pts	FT	OREB	DREB	REB	AST	PF	TO	STL	BLK	+/-	EFF
1,07	5	Mario Saint-Supery	29	31	8/2040%	4/1136.4%	4/944.4%	11/1384.6%	1	6	7	7	3	2	6	0	30	35
0,43	10	Jorge Carot	37	16	8/988.9%	8/988.9%	0/0-	0/0-	6	8	14	2	2	2	0	1	19	30
0,52	11	Asier Miguel	31	16	6/1154.5%	4/580%	2/633.3%	2/2100%	0	13	13	0	3	1	1	0	25	24
0,28	7	Miquel Llompарт	29	8	3/837.5%	1/333.3%	2/540%	0/20%	1	1	2	4	3	2	2	0	21	7
0,27	12	Felipe Diaz	26	7	2/728.6%	2/366.7%	0/40%	3/475%	0	1	1	2	0	1	2	0	22	5
0,27	8	Gonzalo Fernandez	15	4	2/728.6%	2/540%	0/20%	0/0-	1	0	1	0	2	1	1	0	-11	0
0,43	4	Amadeo Vera	7	3	1/250%	0/0-	1/250%	0/0-	0	0	0	1	2	1	1	0	1	3
0,40	16	Ruben Valero	5	2	1/1100%	1/1100%	0/0-	0/0-	1	0	1	0	1	1	0	0	-1	2
0,00	9	Iker Garmendia	10	0	0/50%	0/10%	0/40%	0/0-	0	3	3	0	2	2	1	1	-9	-2
0,00	15	Alberto Blanco	11	0	0/20%	0/20%	0/0-	0/0-	0	0	0	0	3	1	1	0	-2	-2
		17 Nicolas Gomez																
		18 Michael Enabulele																
		Team/Coaches							2	2	4		0	1				
		Totals	200	87	31/7243.1%	22/4055%	9/3228.1%	16/2176.2%	12	34	46	16	21	15	15	2	19	102

[Team Comparison](#)  
[Shot Chart](#)

[Overview](#)  
[Videos](#)

Q1	Q2	16-20	Q4
17-26	19-13	16-21	16-27

#	Totals	Minutes	Points	Rebounds	Assists	Rff	FG
Players	%	%	%	%	%	%	%
5 Mario Saint-Supery	15%	36%	17%	44%	34%	28%	
10 Jorge Carot	19%	18%	33%	13%	29%	13%	
11 Asier Miguel	16%	18%	31%	0%	24%	15%	
7 Miquel Llompарт	15%	9%	5%	25%	7%	11%	
12 Felipe Diaz	13%	8%	2%	13%	5%	10%	
8 Gonzalo Fernandez	8%	5%	2%	0%	0%	10%	
4 Amadeo Vera	4%	3%	0%	6%	3%	3%	
16 Ruben Valero	3%	2%	2%	0%	2%	1%	
9 Iker Garmendia	5%	0%	7%	0%	-2%	7%	
15 Alberto Blanco	6%	0%	0%	0%	-2%	3%	
17 Nicolas Gomez							
18 Michael Enabulele							

# FIBA U16 European Championship

## North Macedonia 2022

### Round of 16

### Spain-Poland (96-54)

#### Spain



Pun/Min	#	Players	Min	Pts	FG	2Pts	3Pts	FT	OREB	DREB	REB	AST	PF	TO	STL	BLK	+/-	EFF
0,88	16	Ruben Valero	17	15	5/683.3%	4/4100%	1/250%	4/4100%	1	3	4	2	2	3	3	1	17	21
0,67	5	Mario Saint-Supery	21	14	5/1241.7%	4/757.1%	1/520%	3/3100%	3	8	11	6	0	2	1	0	28	23
0,60	9	Iker Garmendia	20	12	5/1533.3%	3/650%	2/922.2%	0/0-	1	0	1	3	2	0	1	0	18	7
0,57	11	Asier Miguel	21	12	5/955.6%	3/650%	2/366.7%	0/0-	0	3	3	3	0	3	3	0	23	14
0,52	10	Jorge Carot	21	11	5/683.3%	5/683.3%	0/0-	1/250%	4	5	9	1	1	2	0	2	22	19
0,40	12	Felipe Diaz	20	8	4/757.1%	4/666.7%	0/10%	0/0-	1	2	3	2	1	1	1	0	21	10
0,62	15	Alberto Blanco	13	8	4/666.7%	4/666.7%	0/0-	0/10%	1	3	4	1	3	2	0	0	15	8
0,27	4	Amadeo Vera	15	4	2/540%	2/450%	0/10%	0/0-	0	3	3	3	4	2	2	0	14	7
0,22	8	Gonzalo Fernandez	18	4	1/616.7%	0/30%	1/333.3%	1/250%	1	1	2	0	1	0	1	2	19	3
0,15	7	Miquel Llompart	20	3	1/425%	1/425%	0/0-	1/250%	1	1	2	2	0	1	1	0	17	3
0,60	18	Michael Enabulele	5	3	1/250%	1/250%	0/0-	1/250%	2	1	3	0	2	0	0	0	7	4
0,22	17	Nicolas Gomez	9	2	0/10%	0/10%	0/0-	2/2100%	1	2	3	1	0	0	0	0	9	5
Team/Coaches									2	2	4		0	0				
Totals			200	96	38/7948.1%	31/5556.4%	7/2429.2%	13/1872.2%	18	34	52	24	16	16	13	5	42	124

[Team Comparison](#)  
[Shot Chart](#)

[Overview](#)  
[Videos](#)

Q1	Q2	16-20	Q4
23-10	27-13	24-20	22-11

#	Totals	Minutes	Points	Rebounds	Assists	Rff	FG
#	Players	%	%	%	%	%	%
16	Ruben Valero	9%	16%	8%	8%	17%	8%
5	Mario Saint-Supery	11%	15%	23%	25%	19%	15%
9	Iker Garmendia	10%	13%	2%	13%	6%	19%
11	Asier Miguel	11%	13%	6%	13%	11%	12%
10	Jorge Carot	11%	11%	19%	4%	15%	8%
12	Felipe Diaz	10%	8%	6%	8%	8%	9%
15	Alberto Blanco	7%	8%	8%	4%	6%	8%
4	Amadeo Vera	8%	4%	6%	13%	6%	6%
8	Gonzalo Fernandez	9%	4%	4%	0%	2%	8%
7	Miquel Llompart	10%	3%	4%	8%	2%	5%
18	Michael Enabulele	3%	3%	6%	0%	3%	3%
17	Nicolas Gomez	5%	2%	6%	4%	4%	0%

# FIBA U16 European Championship

## North Macedonia 2022

### Group Phase 3

#### Spain-North Macedonia (86-59)

#### Spain



Pun/Min	#	Players	Min	Pts	FG	2Pts	3Pts	FT	OREB	DREB	REB	AST	PF	TO	STL	BLK	+/-	EFF
0,76	5	Mario Saint-Supery	21	16	6/1346.2%	2/366.7%	4/1040%	0/10%	1	5	6	4	1	2	1	0	26	17
0,78	8	Gonzalo Fernandez	18	14	5/683.3%	3/475%	2/2100%	2/2100%	2	0	2	2	4	0	2	0	10	19
0,62	12	Felipe Diaz	21	13	5/771.4%	4/4100%	1/333.3%	2/2100%	2	3	5	0	2	0	0	0	22	16
0,58	4	Amadeo Vera	19	11	5/862.5%	4/666.7%	1/250%	0/10%	0	1	1	4	5	2	5	0	24	15
0,56	9	Iker Garmendia	16	9	4/1040%	3/650%	1/425%	0/0-	4	3	7	1	5	2	1	1	4	11
0,41	7	Miquel Llompart	17	7	2/540%	1/333.3%	1/250%	2/450%	1	1	2	5	3	3	0	0	-3	6
0,23	10	Jorge Carot	22	5	2/450%	2/450%	0/0-	1/520%	1	6	7	0	2	3	0	2	18	5
0,31	16	Ruben Valero	16	5	2/825%	1/333.3%	1/520%	0/0-	1	1	2	1	0	2	1	0	3	1
0,14	11	Asier Miguel	22	3	1/520%	0/20%	1/333.3%	0/0-	0	3	3	2	2	2	3	0	21	5
0,16	15	Alberto Blanco	19	3	1/520%	0/20%	1/333.3%	0/0-	0	4	4	0	4	1	0	0	9	2
0,00	17	Nicolas Gomez	10	0	0/0-	0/0-	0/0-	0/0-	0	2	2	0	0	1	0	0	1	1
0,00	18	Michael Enabulele	1	0	0/10%	0/10%	0/0-	0/0-	0	1	1	0	0	1	0	0	0	-1
Team/Coaches									2	4	6		0	1				
Totals			200	86	33/7245.8%	20/3852.6%	13/3438.2%	7/1546.7%	14	34	48	19	28	20	13	3	27	97

[Team Comparison](#)  
[Shot Chart](#)

[Overview](#)  
[Videos](#)

Q1	Q2	16-20	Q4
27-11	21-11	22-22	16-15

#	Players	Minutes %	Points %	Rebounds %	Assists %	Rff %	FG %
5	Mario Saint-Supery	10%	19%	14%	21%	18%	18%
8	Gonzalo Fernandez	9%	16%	5%	11%	20%	8%
12	Felipe Diaz	10%	15%	12%	0%	16%	10%
4	Amadeo Vera	9%	13%	2%	21%	15%	11%
9	Iker Garmendia	8%	10%	17%	5%	11%	14%
7	Miquel Llompart	8%	8%	5%	26%	6%	7%
10	Jorge Carot	11%	6%	17%	0%	5%	6%
16	Ruben Valero	8%	6%	5%	5%	1%	11%
11	Asier Miguel	11%	3%	7%	11%	5%	7%
15	Alberto Blanco	9%	3%	10%	0%	2%	7%
17	Nicolas Gomez	5%	0%	5%	0%	1%	0%
18	Michael Enabulele	0%	0%	2%	0%	-1%	1%

# FIBA U16 European Championship

North Macedonia 2022

Group Phase 2

Spain-Montenegro (74-66)

Spain



Pun/Min	#	Players	Min	Pts	FG	2Pts	3Pts	FT	OREB	DREB	REB	AST	PF	TO	STL	BLK	+/-	EFF					
1,08	5	Mario Saint-Supery	26	28	9/1656.2%	5/771.4%	4/944.4%	6/785.7%	1	3	4	2	4	4	2	1	8	25					
0,34	16	Ruben Valero	29	10	4/850%	3/475%	1/425%	1/250%	2	3	5	3	3	0	0	0	14	13					
0,30	11	Asier Miguel	27	8	3/837.5%	2/450%	1/425%	1/250%	0	5	5	0	3	4	2	0	14	5					
0,41	9	Iker Garmendia	17	7	3/837.5%	2/450%	1/425%	0/0-	0	3	3	2	5	1	2	0	10	8					
0,36	4	Amadeo Vera	14	5	1/520%	1/520%	0/0-	3/475%	1	2	3	5	1	1	1	0	1	8					
0,42	8	Gonzalo Fernandez	12	5	2/633.3%	1/520%	1/1100%	0/0-	1	2	3	0	2	0	0	0	-3	4					
0,17	10	Jorge Carot	24	4	2/728.6%	2/728.6%	0/0-	0/0-	4	2	6	2	4	0	1	1	-2	9					
0,33	18	Michael Enabulele	9	3	1/1100%	1/1100%	0/0-	1/250%	1	0	1	0	1	0	2	0	-7	5					
0,11	7	Miquel Llompart	18	2	1/425%	1/333.3%	0/10%	0/20%	1	2	3	3	1	3	0	0	3	0					
0,09	15	Alberto Blanco	23	2	1/333.3%	1/250%	0/10%	0/0-	1	4	5	0	3	1	0	1	5	5					
0,00	12	Felipe Diaz	1	0	0/0-	0/0-	0/0-	0/0-	0	0	0	0	0	0	0	0	-3	0					
	17	Nicolas Gomez	DNP																				
Team/Coaches									0	5	5		0	0									
Totals									74	27/6640.9%	19/4245.2%	8/2433.3%	12/1963.2%	12	31	43	17	27	14	10	3	8	82

[Team Comparison](#)  
[Shot Chart](#)

[Overview](#)  
[Videos](#)

Q1	Q2	16-20	Q4
13-22	17-19	21-14	23-11

#	Totals	Minutes	Points	Rebounds	Assists	Rff	FG
Players	%	%	%	%	%	%	%
5	Mario Saint-Supery	13%	38%	11%	12%	30%	24%
16	Ruben Valero	15%	14%	13%	18%	16%	12%
11	Asier Miguel	14%	11%	13%	0%	6%	12%
9	Iker Garmendia	9%	9%	8%	12%	10%	12%
4	Amadeo Vera	7%	7%	8%	29%	10%	8%
8	Gonzalo Fernandez	6%	7%	8%	0%	5%	9%
10	Jorge Carot	12%	5%	16%	12%	11%	11%
18	Michael Enabulele	5%	4%	3%	0%	6%	2%
7	Miquel Llompart	9%	3%	8%	18%	0%	6%
15	Alberto Blanco	12%	3%	13%	0%	6%	5%
12	Felipe Diaz	1%	0%	0%	0%	0%	0%
17	Nicolas Gomez						



# FIBA U16 European Championship

## North Macedonia 2022

### Group Phase 2

### Greece-Spain (75-47)

#### Spain



Pun/Min	#	Players	Min	Pts	FG	2Pts	3Pts	FT	OREB	DREB	REB	AST	PF	TO	STL	BLK	+/-	EFF
0,55	5	Mario Saint-Supery	22	12	2/1020%	1/616.7%	1/425%	7/887.5%	0	3	3	1	2	3	1	0	-18	5
0,56	18	Michael Enabulele	16	9	4/850%	4/850%	0/0-	1/425%	3	4	7	0	0	0	1	0	-4	10
0,33	4	Amadeo Vera	18	6	2/825%	1/333.3%	1/520%	1/250%	0	1	1	2	4	0	1	0	-21	3
0,23	9	Iker Garmendia	22	5	1/911.1%	0/30%	1/616.7%	2/366.7%	0	2	2	0	2	3	0	0	-25	-5
0,20	10	Jorge Carot	25	5	2/366.7%	2/366.7%	0/0-	1/1100%	1	1	2	0	3	5	0	0	-25	1
0,17	11	Asier Miguel	24	4	2/728.6%	2/540%	0/20%	0/0-	2	3	5	1	1	3	3	0	-12	5
0,15	15	Alberto Blanco	26	4	2/450%	2/450%	0/0-	0/0-	3	2	5	0	4	4	2	0	-13	5
0,22	7	Miquel Llompарт	9	2	1/1100%	1/1100%	0/0-	0/0-	0	1	1	0	1	4	0	0	-3	-1
0,00	8	Gonzalo Fernandez	19	0	0/90%	0/50%	0/40%	0/0-	0	3	3	1	1	0	1	0	-7	-4
0,00	12	Felipe Diaz	13	0	0/10%	0/0-	0/10%	0/20%	1	0	1	0	1	1	0	0	-14	-3
0,00	16	Ruben Valero	7	0	0/0-	0/0-	0/0-	0/0-	0	0	0	1	0	0	0	0	2	1
#¡VALOR!	17	Nicolas Gomez	DNP															
Team/Coaches									2	4	6		0	1				
Totals			200	47	16/6026.7%	13/3834.2%	3/2213.6%	12/2060%	12	24	36	6	19	24	9	0	-28	17

[Team Comparison](#)  
[Shot Chart](#)

[Overview](#)  
[Videos](#)

Q1	Q2	16-20	Q4
24-8	14-15	13-14	14-10

#	Players	Minutes %	Points %	Rebounds %	Assists %	Rff %	FG %
5	Mario Saint-Supery	11%	26%	10%	17%	29%	17%
18	Michael Enabulele	8%	19%	23%	0%	59%	13%
4	Amadeo Vera	9%	13%	3%	33%	18%	13%
9	Iker Garmendia	11%	11%	7%	0%	-29%	15%
10	Jorge Carot	12%	11%	7%	0%	6%	5%
11	Asier Miguel	12%	9%	17%	17%	29%	12%
15	Alberto Blanco	13%	9%	17%	0%	29%	7%
7	Miquel Llompарт	4%	4%	3%	0%	-6%	2%
8	Gonzalo Fernandez	9%	0%	10%	17%	-24%	15%
12	Felipe Diaz	6%	0%	3%	0%	-18%	2%
16	Ruben Valero	3%	0%	0%	17%	6%	0%
17	Nicolas Gomez						

# FIBA U16 European Championship

## North Macedonia 2022

Spain



### M. Saint-Supery

Pun/Min	Match	Min	FG	2pts	3pts	FT	OREB	DREB	REB	AST	PF	TO	STL	BLK	+/-	EFF	Pts
0,55	vs GREGroup Phase	22	2/1020%	1/616.7%	1/425%	7/887.5%	0	3	3	1	2	3	1	0	-18	5	12
1,08	vs MNEGroup Phase	26	9/1656.2%	5/771.4%	4/944.4%	6/785.7%	1	3	4	2	4	4	2	1	8	25	28
0,76	vs MKDGroup Phase	21	6/1346.2%	2/366.7%	4/1040%	0/10%	1	5	6	4	1	2	1	0	26	17	16
0,67	vs POLRound of 16	21	5/1241.7%	4/757.1%	1/520%	3/3100%	3	8	11	6	0	2	1	0	28	23	14
1,07	vs SLOQuarter-Finals	29	8/2040%	4/1136.4%	4/944.4%	11/1384.6%	1	6	7	7	3	2	6	0	30	35	31
0,64	vs FRASemi-Finals	33	8/1942.1%	6/1154.5%	2/825%	3/475%	0	3	3	6	4	4	5	0	8	19	21
0,78	vs LTUFinal	40	13/3141.9%	11/1957.9%	2/1216.7%	3/742.9%	4	4	8	3	3	6	4	2	-9	20	31
		Min	FG	2pts	3pts	FT	O	D	Tot	As	PF	To	St	BS	+/-	Ef	Pts
0,79	Accumulated	193	51/12142.1%	33/6451.6%	18/5731.6%	33/4376.7%	10	32	42	29	17	23	20	3	73	144	153
	Average	27.6	7.3/17.342.1%	4.7/9.151.6%	2.6/8.131.6%	4.7/6.176.7%	1.4	4.6	6	4.1	2.4	3.3	2.9	0.4	10.4	20.6	21.9

### J. Carot

Pun/Min	Match	Min	FG	2pts	3pts	FT	OREB	DREB	REB	AST	PF	TO	STL	BLK	+/-	EFF	Pts
0,20	vs GREGroup Phase	25	2/366.7%	2/366.7%	0/00%	1/1100%	1	1	2	0	3	5	0	0	-25	1	5
0,17	vs MNEGroup Phase	24	2/728.6%	2/728.6%	0/00%	0/00%	4	2	6	2	4	0	1	1	-2	9	4
0,23	vs MKDGroup Phase	22	2/450%	2/450%	0/00%	1/520%	1	6	7	0	2	3	0	2	18	5	5
0,55	vs POLRound of 16	20	5/683.3%	5/683.3%	0/00%	1/250%	4	5	9	1	1	2	0	2	22	19	11
0,43	vs SLOQuarter-Finals	37	8/988.9%	8/988.9%	0/00%	0/00%	6	8	14	2	2	2	0	1	19	30	16
0,44	vs FRASemi-Finals	36	8/988.9%	8/988.9%	0/00%	0/00%	2	6	8	0	2	0	0	1	11	24	16
0,32	vs LTUFinal	31	3/742.9%	3/650%	0/10%	4/580%	5	4	9	0	4	2	3	0	-9	15	10
		Min	FG	2pts	3pts	FT	O	D	Tot	As	PF	To	St	BS	+/-	Ef	Pts
0,34	Accumulated	195	30/4566.7%	30/4468.2%	0/10%	7/1353.8%	23	32	55	5	18	14	4	7	34	103	67
	Average	27.9	4.3/6.466.7%	4.3/6.368.2%	0/0.10%	1/1.953.8%	3.3	4.6	7.9	0.7	2.6	2	0.6	1	4.9	14.7	9.6

### A. Miguel

Pun/Min	Match	Min	FG	2pts	3pts	FT	OREB	DREB	REB	AST	PF	TO	STL	BLK	+/-	EFF	Pts
0,17	vs GREGroup Phase	24	2/728.6%	2/540%	0/20%	0/00%	2	3	5	1	1	3	3	0	-12	5	4
0,30	vs MNEGroup Phase	27	3/837.5%	2/450%	1/425%	1/250%	0	5	5	0	3	4	2	0	14	5	8
0,14	vs MKDGroup Phase	22	1/520%	0/20%	1/333.3%	0/00%	0	3	3	2	2	2	3	0	21	5	3
0,57	vs POLRound of 16	21	5/955.6%	3/650%	2/366.7%	0/00%	0	3	3	3	0	3	3	0	23	14	12
0,52	vs SLOQuarter-Finals	31	6/1154.5%	4/580%	2/633.3%	2/2100%	0	13	13	0	3	1	1	0	25	24	16
0,11	vs FRASemi-Finals	28	1/616.7%	0/40%	1/250%	0/00%	0	6	6	0	2	5	1	0	9	0	3
0,15	vs LTUFinal	34	2/728.6%	1/333.3%	1/425%	0/00%	0	4	4	2	5	2	5	1	-4	10	5
		Min	FG	2pts	3pts	FT	O	D	Tot	As	PF	To	St	BS	+/-	Ef	Pts
0,27	Accumulated	187	20/5337.7%	12/2941.4%	8/2433.3%	3/475%	2	37	39	8	16	20	18	1	76	63	51
	Average	26.8	2.9/7.637.7%	1.7/4.141.4%	1.1/3.433.3%	0.4/0.675%	0.3	5.3	5.6	1.1	2.3	2.9	2.6	0.1	10.9	9	7.3

# FIBA U16 European Championship

## North Macedonia 2022

### Spain



#### I. Garmendia

Pun/Min	Match	Min	FG	2pts	3pts	FT	OREB	DREB	REB	AST	PF	TO	STL	BLK	+/-	EFF	Pts
0,23	vs GREGroup Phase	22	1/911.1%	0/30%	1/616.7%	2/366.7%	0	2	2	0	2	3	0	0	-25	-5	5
0,41	vs MNEGroup Phase	17	3/837.5%	2/450%	1/425%	0/00%	0	3	3	2	5	1	2	0	10	8	7
0,56	vs MKDGroup Phase	16	4/1040%	3/650%	1/425%	0/00%	4	3	7	1	5	2	1	1	4	11	9
0,60	vs POLRound of 16	20	5/1533.3%	3/650%	2/922.2%	0/00%	1	0	1	3	2	0	1	0	18	7	12
0,00	vs SLOQuarter-Finals	10	0/50%	0/10%	0/40%	0/00%	0	3	3	0	2	2	1	1	-9	-2	0
0,56	vs FRASemi-Finals	18	4/580%	3/475%	1/1100%	1/250%	1	3	4	2	2	3	1	0	4	12	10
0,40	vs LTUFinal	20	2/633.3%	0/10%	2/540%	2/2100%	0	3	3	0	3	6	1	1	-6	3	8
		Min	FG	2pts	3pts	FT	O	D	Tot	As	PF	To	St	BS	+/-	Ef	Pts
0,42	Accumulated	122	19/5832.8%	11/2544%	8/3324.2%	5/771.4%	6	17	23	8	21	17	7	3	-4	34	51
	Average	17.4	2.7/8.332.8%	1.6/3.644%	1.1/4.724.2%	0.7/1.71.4%	0.9	2.4	3.3	1.1	3	2.4	1	0.4	-0.6	4.9	7.3

#### A. Blanco

Pun/Min	Match	Min	FG	2pts	3pts	FT	OREB	DREB	REB	AST	PF	TO	STL	BLK	+/-	EFF	Pts
0,15	vs GREGroup Phase	26	2/450%	2/450%	0/00%	0/00%	3	2	5	0	4	4	2	0	-13	5	4
0,09	vs MNEGroup Phase	23	1/333.3%	1/250%	0/10%	0/00%	1	4	5	0	3	1	0	1	5	5	2
0,16	vs MKDGroup Phase	19	1/520%	0/20%	1/333.3%	0/00%	0	4	4	0	4	1	0	0	9	2	3
0,62	vs POLRound of 16	13	4/666.7%	4/666.7%	0/00%	0/10%	1	3	4	1	3	2	0	0	15	8	8
0,00	vs SLOQuarter-Finals	11	0/20%	0/20%	0/00%	0/00%	0	0	0	0	3	1	1	0	-2	-2	0
0,55	vs FRASemi-Finals	31	6/966.7%	4/666.7%	2/366.7%	3/837.5%	4	3	7	2	3	2	1	0	9	17	17
0,00	vs LTUFinal	15	0/20%	0/10%	0/10%	0/00%	0	7	7	0	2	1	1	0	-1	5	0
		Min	FG	2pts	3pts	FT	O	D	Tot	As	PF	To	St	BS	+/-	Ef	Pts
0,25	Accumulated	137	14/3145.2%	11/2347.8%	3/837.5%	3/933.3%	9	23	32	3	22	12	5	1	22	40	34
	Average	19.5	2/4.445.2%	1.6/3.347.8%	0.4/1.137.5%	0.4/1.333.3%	1.3	3.3	4.6	0.4	3.1	1.7	0.7	0.1	3.1	5.7	4.9

#### F. Diaz

Pun/Min	Match	Min	FG	2pts	3pts	FT	OREB	DREB	REB	AST	PF	TO	STL	BLK	+/-	EFF	Pts
0,00	vs GREGroup Phase	13	0/10%	0/00%	0/10%	0/20%	1	0	1	0	1	1	0	0	-14	-3	0
	vs MNEGroup Phase	0	0/00%	0/00%	0/00%	0/00%	0	0	0	0	0	0	0	0	-3	0	0
0,62	vs MKDGroup Phase	21	5/771.4%	4/4100%	1/333.3%	2/2100%	2	3	5	0	2	0	0	0	22	16	13
0,40	vs POLRound of 16	20	4/757.1%	4/666.7%	0/10%	0/00%	1	2	3	2	1	1	1	0	21	10	8
0,26	vs SLOQuarter-Finals	27	2/728.6%	2/366.7%	0/40%	3/475%	0	1	1	2	0	1	2	0	22	5	7
0,40	vs FRASemi-Finals	5	1/250%	1/1100%	0/10%	0/00%	0	0	0	0	0	0	1	0	6	2	2
0,21	vs LTUFinal	19	2/540%	2/540%	0/00%	0/00%	2	0	2	0	2	0	1	0	4	4	4
		Min	FG	2pts	3pts	FT	O	D	Tot	As	PF	To	St	BS	+/-	Ef	Pts
0,32	Accumulated	106	14/2948.3%	13/1968.4%	1/1010%	5/862.5%	6	6	12	4	6	3	5	0	58	34	34
	Average	15.1	2/4.148.3%	1.9/2.768.4%	0.1/1.410%	0.7/1.162.5%	0.9	0.9	1.7	0.6	0.9	0.4	0.7	0	8.3	4.9	4.9

# FIBA U16 European Championship

## North Macedonia 2022

### Spain



#### R. Valero

Pun/Min	Match	Min	FG	2pts	3pts	FT	OREB	DREB	REB	AST	PF	TO	STL	BLK	+/-	EFF	Pts
0,00	vs GREGroup Phase	7	0/00%	0/00%	0/00%	0/00%	0	0	0	1	0	0	0	0	2	1	0
0,34	vs MNEGroup Phase	29	4/850%	3/475%	1/425%	1/250%	2	3	5	3	3	0	0	0	14	13	10
0,31	vs MKDGroup Phase	16	2/825%	1/333.3%	1/520%	0/00%	1	1	2	1	0	2	1	0	3	1	5
0,88	vs POLRound of 16	17	5/683.3%	4/4100%	1/250%	4/4100%	1	3	4	2	2	3	3	1	17	21	15
0,40	vs SLOQuarter-Finals	5	1/1100%	1/1100%	0/00%	0/00%	1	0	1	0	1	1	0	0	-1	2	2
0,00	vs FRASemi-Finals	5	0/10%	0/10%	0/00%	0/00%	0	0	0	0	0	0	0	0	-1	-1	0
0,14	vs LTUFinal	14	1/425%	1/333.3%	0/10%	0/10%	0	3	3	0	1	1	0	0	-13	0	2
		Min	FG	2pts	3pts	FT	O	D	Tot	As	PF	To	St	BS	+/-	Ef	Pts
0,37	Accumulated	93	13/2846.4%	10/1662.5%	3/1225%	5/771.4%	5	10	15	7	7	7	4	1	21	37	34
	Average	13.3	1.9/446.4%	1.4/2.362.5%	0.4/1.725%	0.7/171.4%	0.7	1.4	2.1	1	1	1	0.6	0.1	3	5.3	4.9

#### A. Vera

Pun/Min	Match	Min	FG	2pts	3pts	FT	OREB	DREB	REB	AST	PF	TO	STL	BLK	+/-	EFF	Pts
0,33	vs GREGroup Phase	18	2/825%	1/333.3%	1/520%	1/250%	0	1	1	2	4	0	1	0	-21	3	6
0,36	vs MNEGroup Phase	14	1/520%	1/520%	0/00%	3/475%	1	2	3	5	1	1	1	0	1	8	5
0,58	vs MKDGroup Phase	19	5/862.5%	4/666.7%	1/250%	0/10%	0	1	1	4	5	2	5	0	24	15	11
0,27	vs POLRound of 16	15	2/540%	2/450%	0/10%	0/00%	0	3	3	3	4	2	2	0	14	7	4
0,43	vs SLOQuarter-Finals	7	1/250%	0/00%	1/250%	0/00%	0	0	0	1	2	1	1	0	1	3	3
0,08	vs FRASemi-Finals	25	1/714.3%	1/520%	0/20%	0/00%	0	1	1	5	4	2	2	1	12	3	2
0,25	vs LTUFinal	8	0/40%	0/30%	0/10%	2/2100%	0	1	1	0	1	1	0	0	-5	-2	2
		Min	FG	2pts	3pts	FT	O	D	Tot	As	PF	To	St	BS	+/-	Ef	Pts
0,31	Accumulated	105	12/3930.8%	9/2634.6%	3/1323.1%	6/966.7%	1	9	10	20	21	9	12	1	26	37	33
	Average	15.0	1.7/5.630.8%	1.3/3.734.6%	0.4/1.923.1%	0.9/1.366.7%	0.1	1.3	1.4	2.9	3	1.3	1.7	0.1	3.7	5.3	4.7

#### M. Llompart

Pun/Min	Match	Min	FG	2pts	3pts	FT	OREB	DREB	REB	AST	PF	TO	STL	BLK	+/-	EFF	Pts
0,22	vs GREGroup Phase	9	1/1100%	1/1100%	0/00%	0/00%	0	1	1	0	1	4	0	0	-3	-1	2
0,11	vs MNEGroup Phase	18	1/425%	1/333.3%	0/10%	0/20%	1	2	3	3	1	3	0	0	3	0	2
0,41	vs MKDGroup Phase	17	2/540%	1/333.3%	1/250%	2/450%	1	1	2	5	3	3	0	0	-3	6	7
0,15	vs POLRound of 16	20	1/425%	1/425%	0/00%	1/250%	1	1	2	2	0	1	1	0	17	3	3
0,28	vs SLOQuarter-Finals	29	3/837.5%	1/333.3%	2/540%	0/20%	1	1	2	4	3	2	2	0	21	7	8
0,17	vs FRASemi-Finals	12	1/250%	1/250%	0/00%	0/00%	0	2	2	3	1	2	1	0	2	5	2
0,38	vs LTUFinal	16	3/650%	3/475%	0/20%	0/00%	0	1	1	1	3	0	0	0	-1	5	6
		Min	FG	2pts	3pts	FT	O	D	Tot	As	PF	To	St	BS	+/-	Ef	Pts
0,25	Accumulated	120	12/3040%	9/2045%	3/1030%	3/1030%	4	9	13	18	12	15	4	0	36	25	30
	Average	17.2	1.7/4.340%	1.3/2.945%	0.4/1.430%	0.4/1.430%	0.6	1.3	1.9	2.6	1.7	2.1	0.6	0	5.1	3.6	4.3





**FIBA U16 European Championship**  
**North Macedonia 2022**



# FIBA U16 European Championship

## North Macedonia 2022

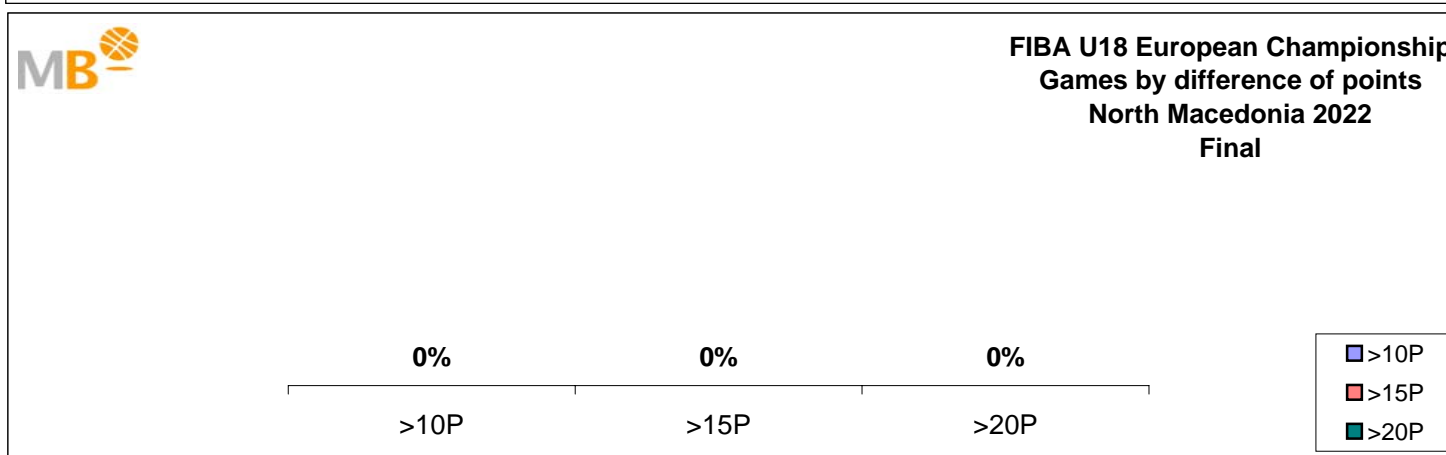
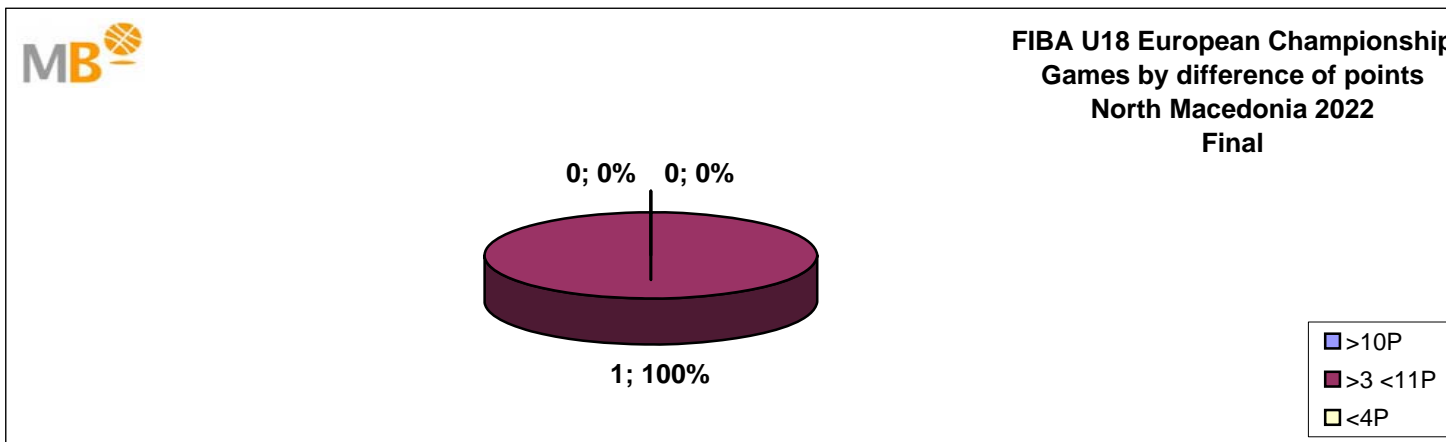


Date	Final	Date	3 <sup>a</sup> -4 <sup>a</sup> Place
20-ago	Lithuania-Spain <b>77-68</b>	20-ago	Greece-France <b>46-65</b>
Date	5 <sup>a</sup> -6 <sup>a</sup> Place	Date	7 <sup>a</sup> -8 <sup>a</sup> Place
20-ago	Israel-Italy <b>89-75</b>	20-ago	Turkey-Slovenia <b>46-67</b>
Date	9 <sup>a</sup> -10 <sup>a</sup> Place	Date	11 <sup>a</sup> -12 <sup>a</sup> Place
20-ago	Latvia-Montenegro <b>54-64</b>	20-ago	N Macedonia-Poland <b>68-71</b>
Date	13 <sup>a</sup> -14 <sup>a</sup> Place	Date	15 <sup>a</sup> -6 <sup>a</sup> Place
20-ago	Serbia-Croatia <b>70-63</b>	20-ago	Denmark-Netherlands <b>55-70</b>
Date	Semi-finals	Date	5 <sup>a</sup> -8 <sup>a</sup> Place
19-ago	Lithuania-Greece <b>77-61</b>	19-ago	Turkey-Israel <b>78-90</b>
19-ago	France-Spain <b>64-78</b>	19-ago	Italy-Slovenia <b>72-57</b>
Date	9 <sup>a</sup> -12 <sup>a</sup> Place	Date	13 <sup>a</sup> -16 <sup>a</sup> Place
19-ago	North Macedonia-Latvia <b>77-83</b>	19-ago	Denmark-Serbia <b>63-87</b>
19-ago	Montenegro-Poland <b>87-69</b>	19-ago	Croatia-Netherlands <b>79-67</b>
Date	Quarter-Finals	Date	9 <sup>a</sup> -16 <sup>a</sup> Place
17-ago	France-Italy <b>84-77</b>	17-ago	Croatia-Montenegro <b>65-72</b>
17-ago	Slovenia-Spain <b>68-87</b>	17-ago	Netherlands-Poland <b>65-80</b>
17-ago	Lithuania-Spain <b>79-68</b>	17-ago	Denmark-North Macedonia <b>64-83</b>
17-ago	Israel-Greece <b>67-75</b>	17-ago	Serbia-Latvia <b>76-78</b>
Date	Round of 16	Date	Round of 16
16-ago	France-Croatia <b>97-59</b>	16-ago	Turkey-North Macedonia <b>82-74</b>
16-ago	Spain-Poland <b>96-54</b>	16-ago	Greece-Latvia <b>84-62</b>
16-ago	Slovenia-Netherlands <b>78-66</b>	16-ago	Lithuania-Denmark <b>97-48</b>
16-ago	Italy-Montenegro <b>78-72</b>	16-ago	Serbia-Israel <b>86-94</b>

Group Phase							
Date	GROUP A	Date	GROUP B	Date	GROUP C	Date	GROUP D
12-ago	Israel-Netherlands <b>81-55</b>	12-ago	Slovenia-Denmark <b>60-42</b>	12-ago	Latvia-Poland <b>54-87</b>	12-ago	Montenegro-N Macedonia <b>62-69</b>
12-ago	Lithuania-France <b>73-41</b>	12-ago	Serbia-Croatia <b>77-86</b>	12-ago	Italy-Turkey <b>77-51</b>	12-ago	Greece-Spain <b>75-47</b>
13-ago	France-Israel <b>92-80</b>	13-ago	Croatia-Slovenia <b>64-83</b>	13-ago	Turkey-Latvia <b>60-51</b>	13-ago	Spain-Montenegro <b>74-66</b>
13-ago	Netherlands-Lithuania <b>73-80</b>	13-ago	Denmark-Serbia <b>56-77</b>	13-ago	Poland-Italy <b>69-72</b>	13-ago	North Macedonia-Greece <b>48-78</b>
14-ago	France-Netherlands <b>100-46</b>	14-ago	Slovenia-Serbia <b>81-86</b>	14-ago	Turkey-Poland <b>71-59</b>	14-ago	Montenegro-Greece <b>45-79</b>
14-ago	Israel-Lithuania <b>69-98</b>	14-ago	Croatia-Denmark <b>86-59</b>	14-ago	Latvia-Italy <b>68-71</b>	14-ago	Spain-North Macedonia <b>86-59</b>

# FIBA U16 European Championship North Macedonia 2022

Final



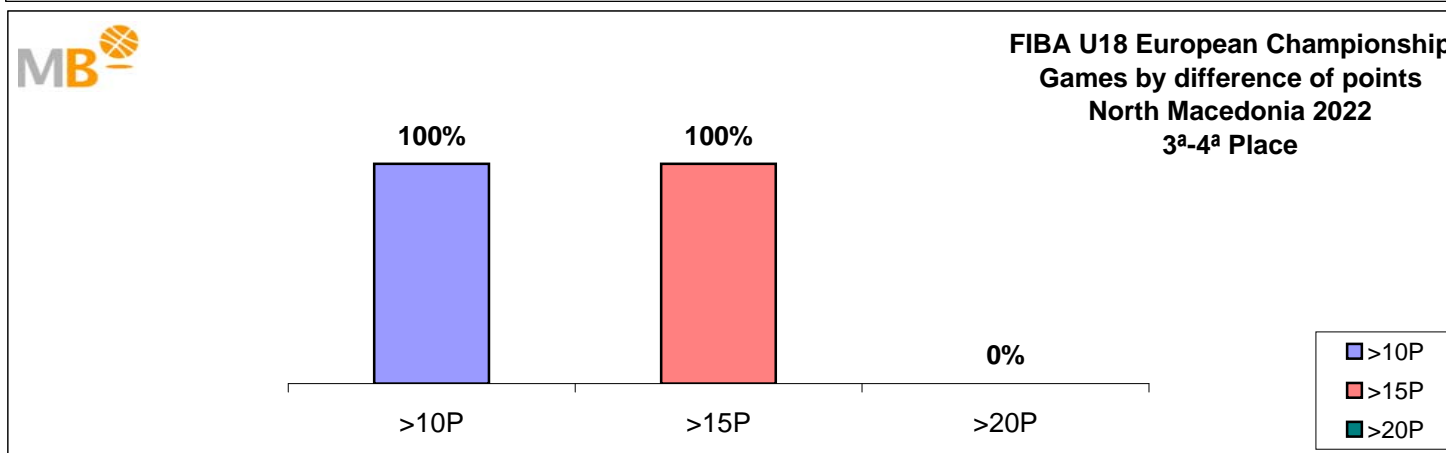
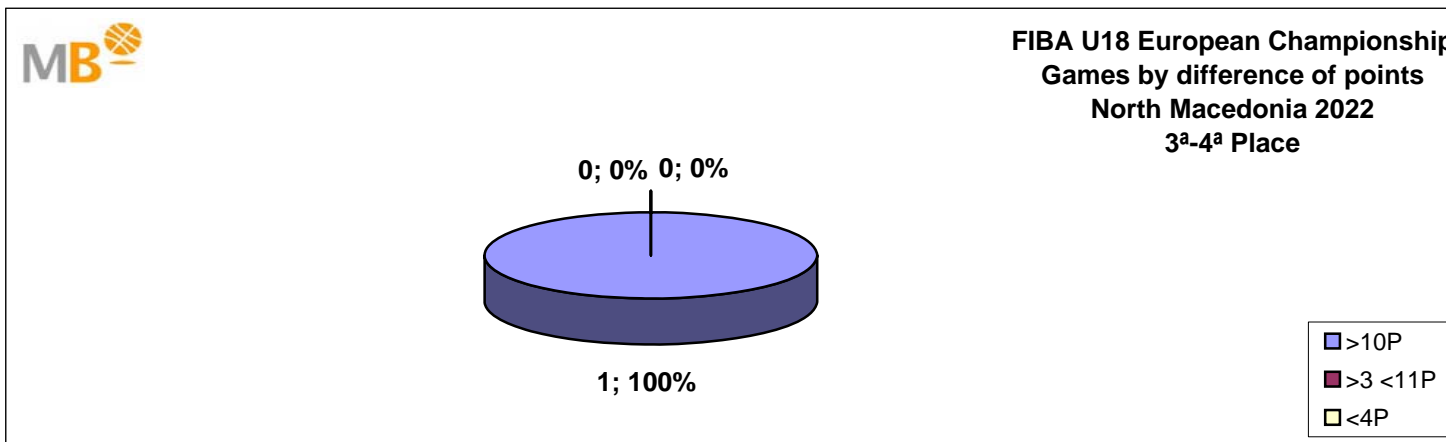
- >10P Games finished with a difference of more than 10 points
- >15P Games finished with a difference of more than 15 points
- >20P Games finished with a difference of more than 20 points
- >3<11P Games finished with a difference between 4 and 10 points
- <4P Games finished with a difference of less than 4 points

**Games: 1**  
**20-Aug-22**



# FIBA U16 European Championship North Macedonia 2022

3<sup>a</sup>-4<sup>a</sup> Place



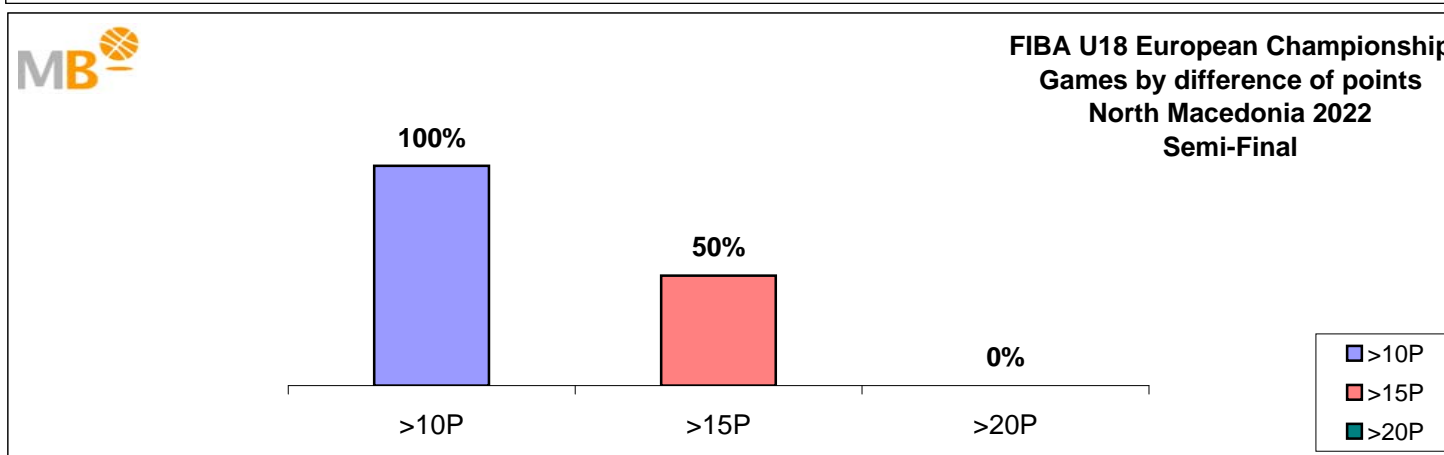
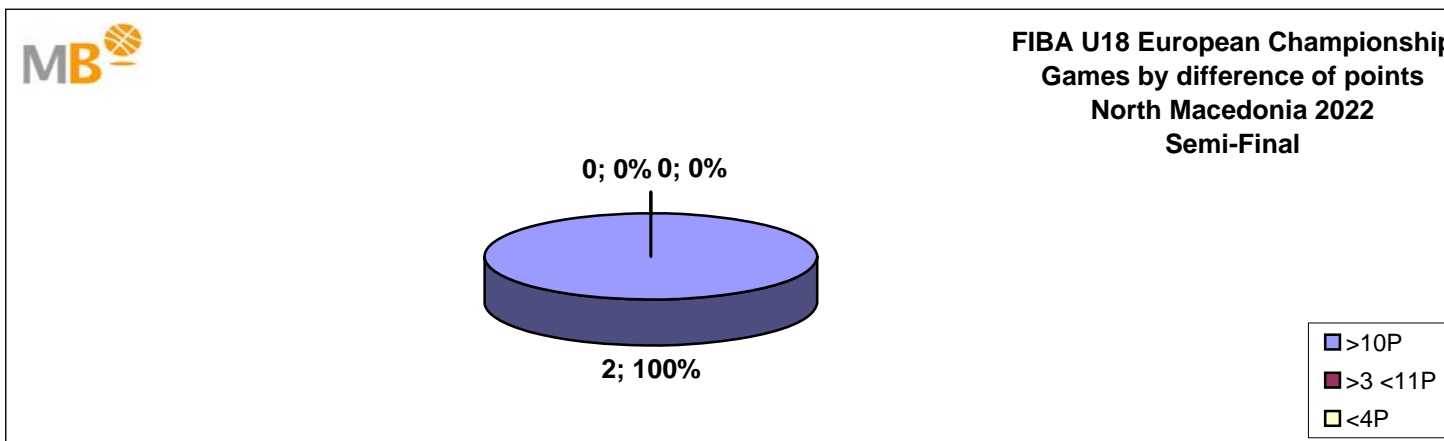
- >10P Games finished with a difference of more than 10 points
- >15P Games finished with a difference of more than 15 points
- >20P Games finished with a difference of more than 20 points
- >3<11P Games finished with a difference between 4 and 10 points
- <4P Games finished with a difference of less than 4 points

**Games:** 1  
**20-Aug-22**

# FIBA U16 European Championship

## North Macedonia 2022

### Semi-Final

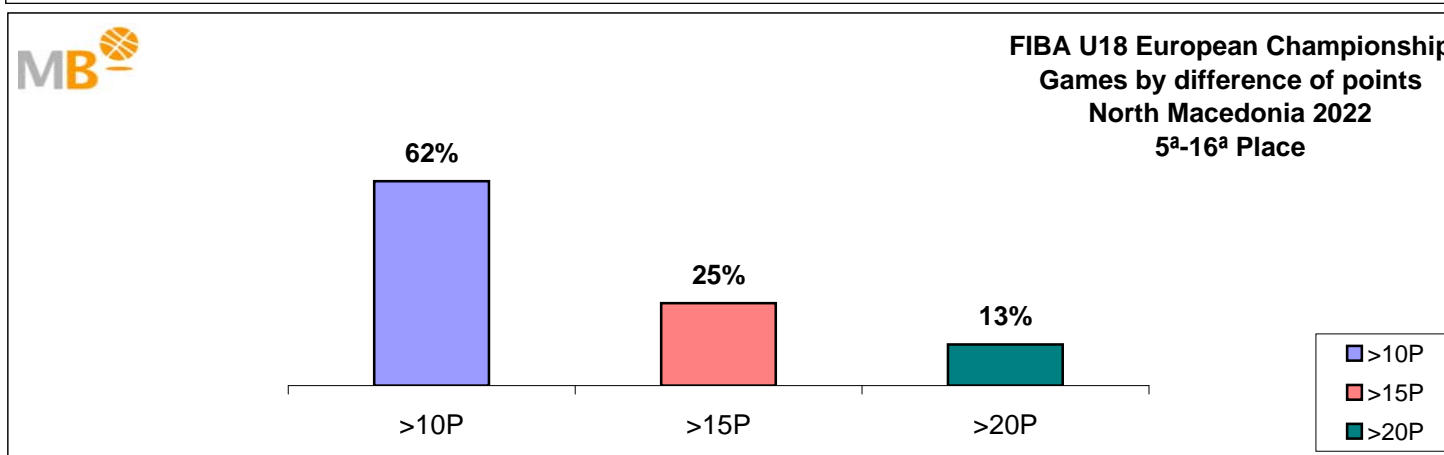
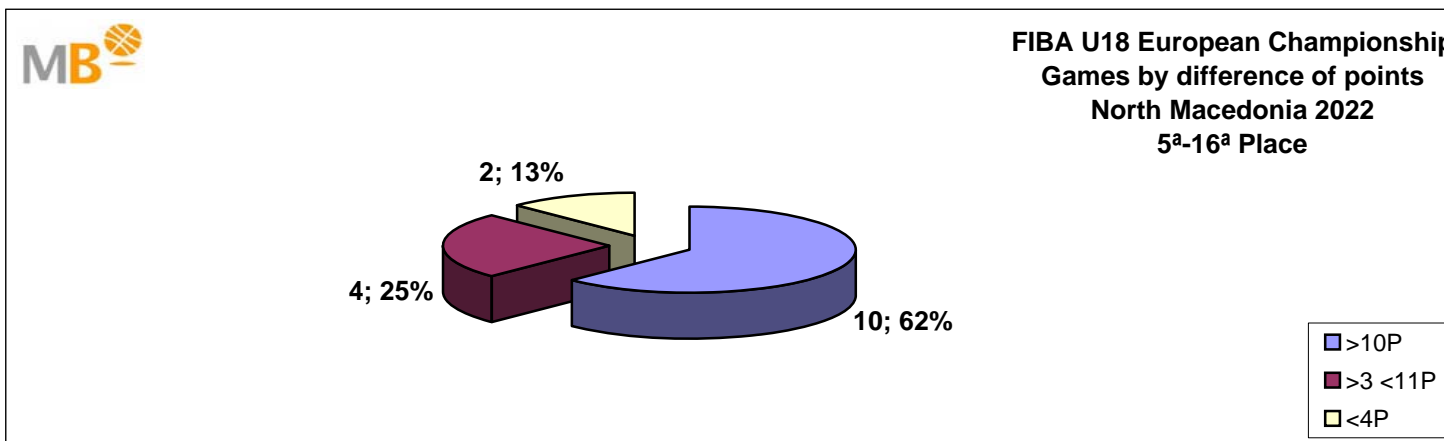


- >10P Games finished with a difference of more than 10 points
- >15P Games finished with a difference of more than 15 points
- >20P Games finished with a difference of more than 20 points
- >3<11P Games finished with a difference between 4 and 10 points
- <4P Games finished with a difference of less than 4 points

**Games: 2**  
**19-Aug-22**

# FIBA U16 European Championship North Macedonia 2022

5<sup>a</sup>-16<sup>a</sup> Place



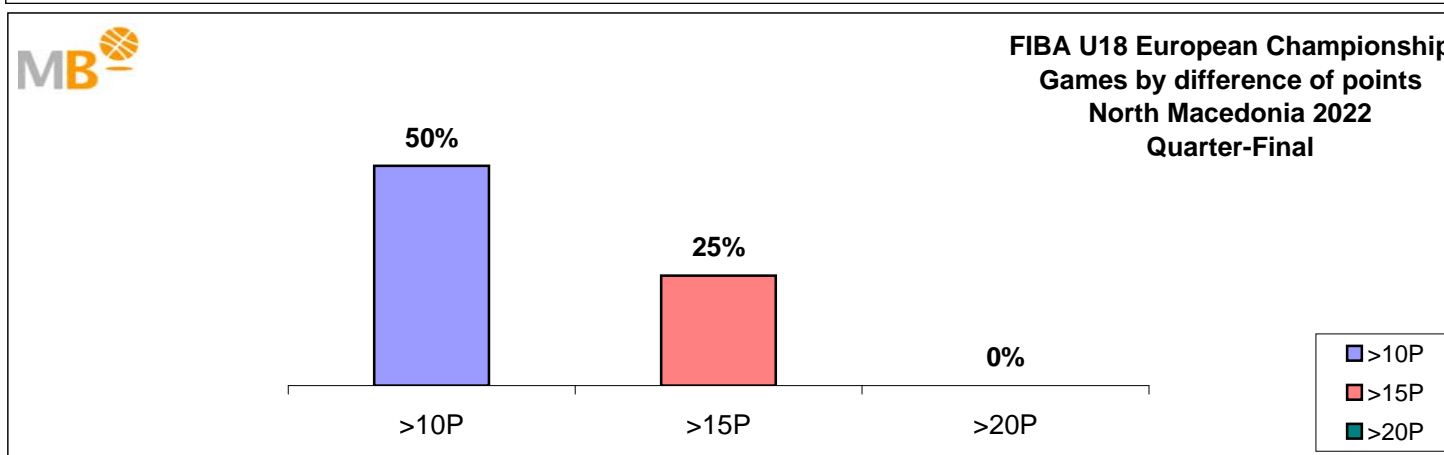
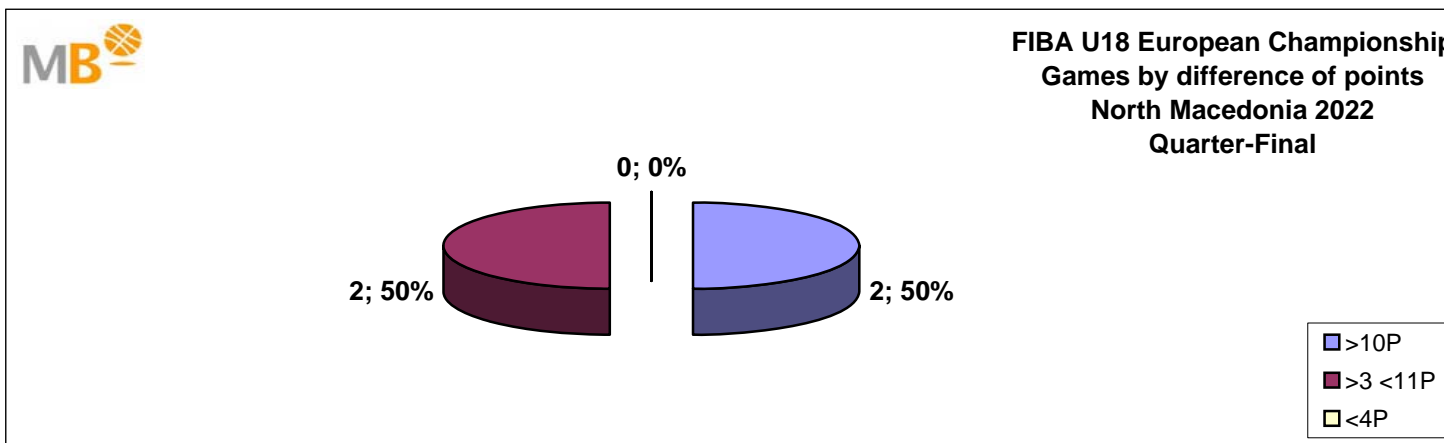
- >10P Games finished with a difference of more than 10 points
- >15P Games finished with a difference of more than 15 points
- >20P Games finished with a difference of more than 20 points
- >3<11P Games finished with a difference between 4 and 10 points
- <4P Games finished with a difference of less than 4 points

**Games: 16**

**20-Aug-22**

# FIBA U16 European Championship North Macedonia 2022

## Quarter-Final



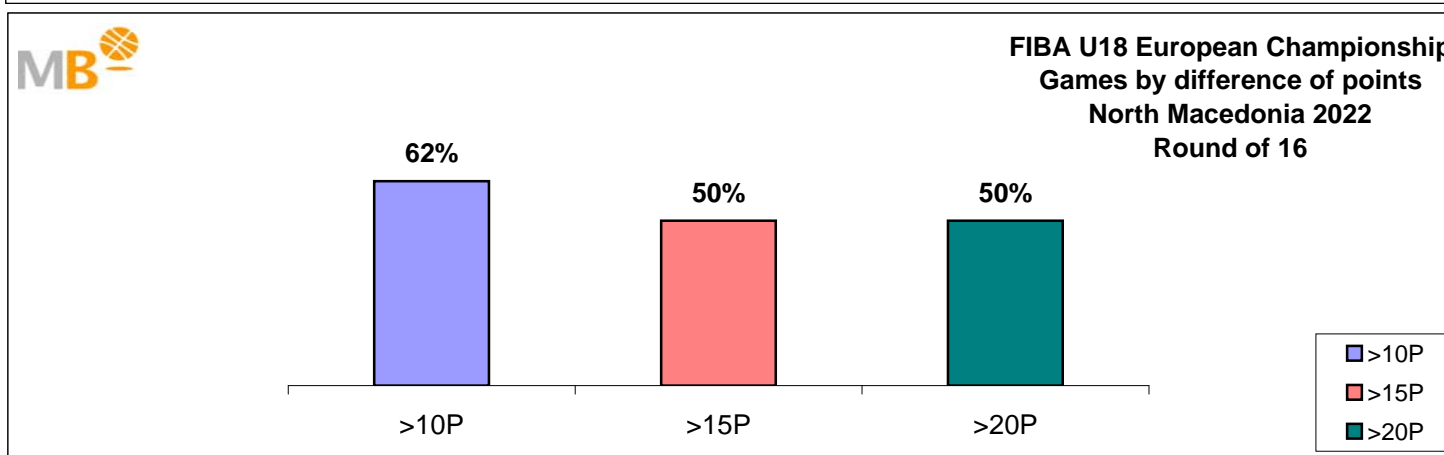
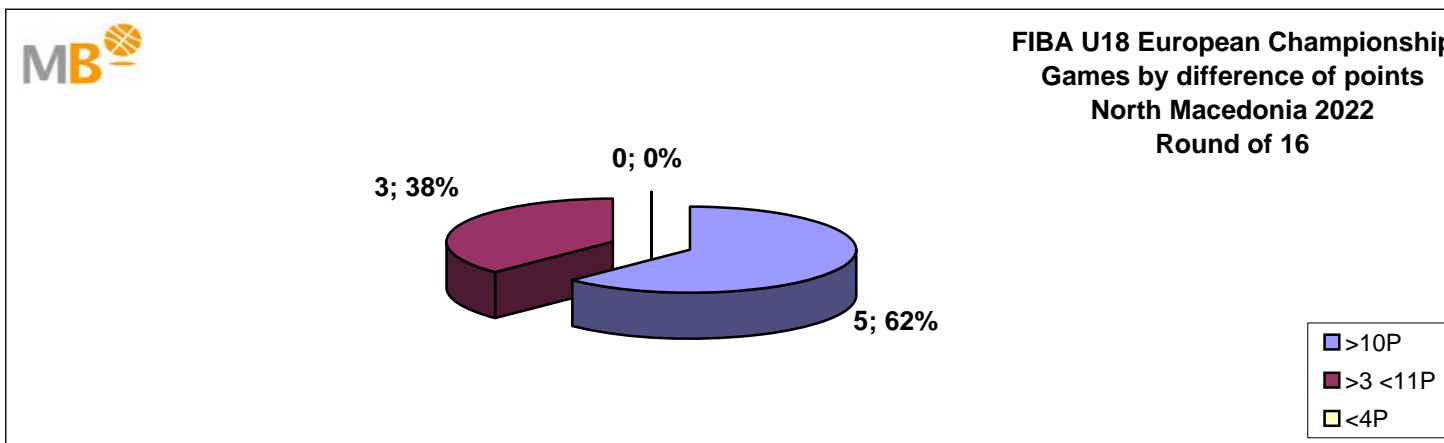
- >10P Games finished with a difference of more than 10 points
- >15P Games finished with a difference of more than 15 points
- >20P Games finished with a difference of more than 20 points
- >3<11P Games finished with a difference between 4 and 10 points
- <4P Games finished with a difference of less than 4 points

**Games: 4**

**17-Aug-22**

# FIBA U16 European Championship North Macedonia 2022

Round of 16

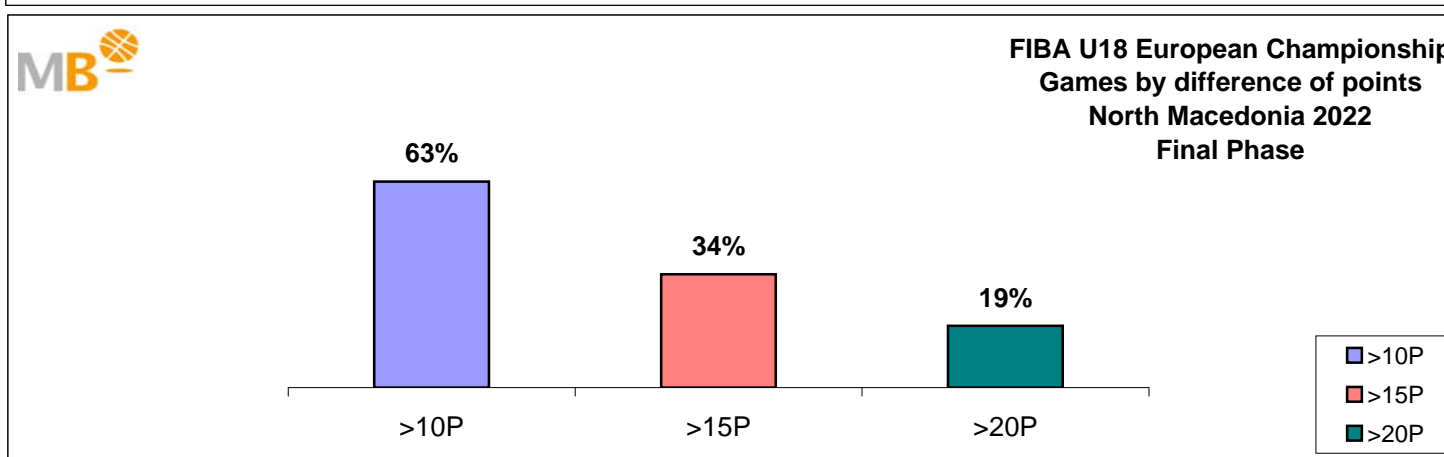
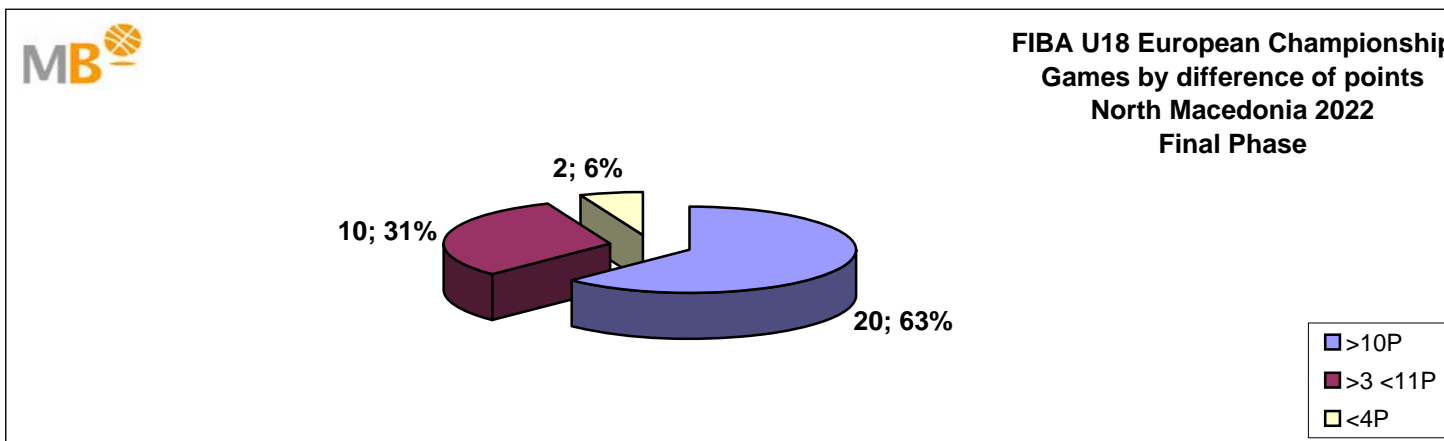


- >10P Games finished with a difference of more than 10 points
- >15P Games finished with a difference of more than 15 points
- >20P Games finished with a difference of more than 20 points
- >3<11P Games finished with a difference between 4 and 10 points
- <4P Games finished with a difference of less than 4 points

**Games: 8**

**16-Aug-22**

# FIBA U16 European Championship North Macedonia 2022 Final Phase

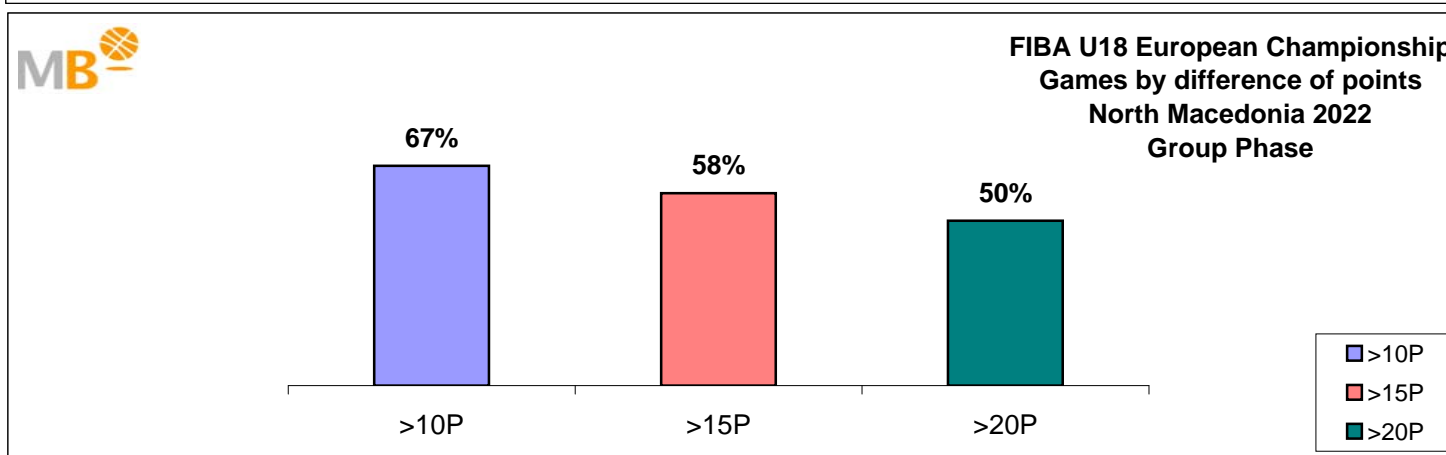
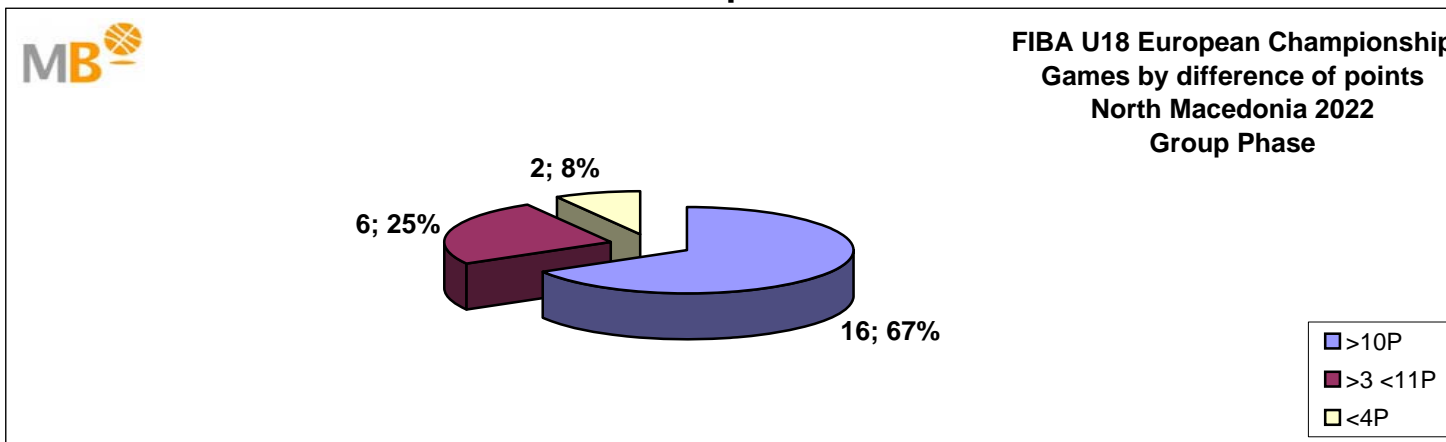


- >10P** Games finished with a difference of more than 10 points
- >15P** Games finished with a difference of more than 15 points
- >20P** Games finished with a difference of more than 20 points
- >3<11P** Games finished with a difference between 4 and 10 points
- <4P** Games finished with a difference of less than 4 points

**Games: 32**

**20-Aug-22**

# FIBA U16 European Championship North Macedonia 2022 Group Phase



- >10P Games finished with a difference of more than 10 points
- >15P Games finished with a difference of more than 15 points
- >20P Games finished with a difference of more than 20 points
- >3<11P Games finished with a difference between 4 and 10 points
- <4P Games finished with a difference of less than 4 points

**Games: 24**

**14-Aug-22**

# FIBA U16 European Championship

## North Macedonia 2022



### Group Phase

#### Group A

6/6 games played

#	Team	GAMES				STREAK	GAME POINTS				POINTS	
		P	W	L	%	Last 5	For	Agt	+/-	FA		AA
1	Lithuania	3	3	0	100	11111	251	183	68	83.7	61	6
2	France	3	2	1	66.7	11101	233	199	34	77.7	66.3	5
3	Israel	3	1	2	33.3	01011	230	245	-15	76.7	81.7	4
4	Netherlands	3	0	3	0	00000	174	261	-87	58	87	3

[SHOW GAMES](#)

#### Group B

6/6 games played

#	Team	GAMES				STREAK	GAME POINTS				POINTS	
		P	W	L	%	Last 5	For	Agt	+/-	FA		AA
1	Slovenia	3	2	1	66.7	01001	224	192	32	74.7	64	5
2	Serbia	3	2	1	66.7	10011	240	223	17	80	74.3	5
3	Croatia	3	2	1	66.7	10010	236	219	17	78.7	73	5
4	Denmark	3	0	3	0	00000	157	223	-66	52.3	74.3	3

[SHOW GAMES](#)

#### Group C

6/6 games played

#	Team	GAMES				STREAK	GAME POINTS				POINTS	
		P	W	L	%	Last 5	For	Agt	+/-	FA		AA
1	Italy	3	3	0	100	11111	220	188	32	73.3	62.7	6
2	Turkey	3	2	1	66.7	11000	182	187	-5	60.7	62.3	5
3	Poland	3	1	2	33.3	00101	215	197	18	71.7	65.7	4
4	Latvia	3	0	3	0	00110	173	218	-45	57.7	72.7	3

[SHOW GAMES](#)

#### Group D

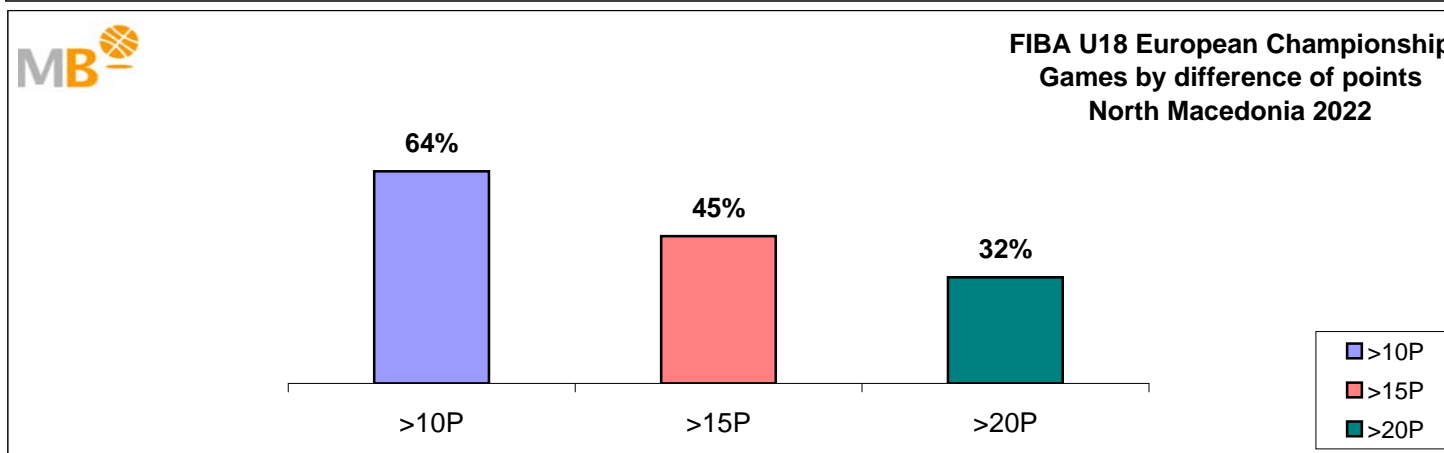
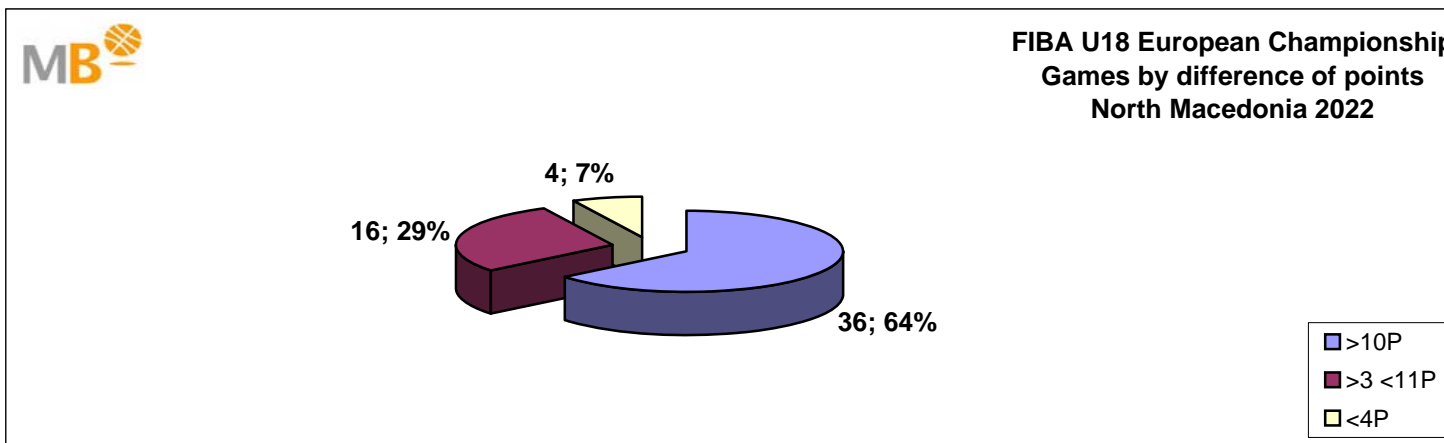
6/6 games played

#	Team	GAMES				STREAK	GAME POINTS				POINTS	
		P	W	L	%	Last 5	For	Agt	+/-	FA		AA
1	Greece	3	3	0	100	11100	232	140	92	77.3	46.7	6
2	Spain	3	2	1	66.7	11110	207	200	7	69	66.7	5
3	North Macedonia	3	1	2	33.3	00000	176	226	-50	58.7	75.3	4
4	Montenegro	3	0	3	0	00011	173	222	-49	57.7	74	3

[SHOW GAMES](#)



## FIBA U16 European Championship North Macedonia 2022



- >10P Games finished with a difference of more than 10 points
- >15P Games finished with a difference of more than 15 points
- >20P Games finished with a difference of more than 20 points
- >3<11P Games finished with a difference between 4 and 10 points
- <4P Games finished with a difference of less than 4 points

**Games: 56**

**20-Aug-22**