

## FIBA U16 Women's European Championship Portugal 2022 Spain

Points/Minutes			40'	40'			40'		
I. Martin	0,59	24	L. Martinez	0,51	21	I. Fernandez	0,18	7	
A. Fam	0,50	20	M. Twehamye	0,20	8	N. Zubiaga	0,30	12	
C. Osma	0,42	17	M. Alsina	0,19	8	M. Rodríguez	0,28	11	
L. Rivas	0,60	24	N. Padrosa	0,19	7	I. Asensio	0,27	11	
Rebounds/Minutes			40'	40'			40'		
I. Martin	0,07	3	L. Martinez	0,22	9	I. Fernandez	0,08	3	
A. Fam	0,40	16	M. Twehamye	0,15	6	N. Zubiaga	0,11	5	
C. Osma	0,23	9	M. Alsina	0,14	6	M. Rodríguez	0,17	7	
L. Rivas	0,43	17	N. Padrosa	0,14	5	I. Asensio	0,13	5	
Assists/Minutes			40'	40'			40'		
I. Martin	0,13	5	L. Martinez	0,03	1	I. Fernandez	0,11	5	
A. Fam	0,07	3	M. Twehamye	0,09	3	N. Zubiaga	0,03	1	
C. Osma	0,09	3	M. Alsina	0,10	4	M. Rodríguez	0,09	3	
L. Rivas	0,05	2	N. Padrosa	0,11	4	I. Asensio	0,15	6	
Eff/Minutes			40'	40'			40'		
I. Martin	0,56	22	L. Martinez	0,55	22	I. Fernandez	0,32	13	
A. Fam	0,75	30	M. Twehamye	0,25	10	N. Zubiaga	0,21	9	
C. Osma	0,57	23	M. Alsina	0,22	9	M. Rodríguez	0,34	14	
L. Rivas	0,75	30	N. Padrosa	0,13	5	I. Asensio	0,31	12	

Totals	Minutes	Points	Rebounds	Assists	Ef	FG
Players	%	%	%	%	%	%
I. Martin	14%	23%	5%	21%	18%	18%
A. Fam	13%	18%	27%	9%	22%	15%
C. Osma	12%	14%	15%	12%	16%	12%
L. Rivas	6%	10%	13%	3%	10%	8%
L. Martinez	5%	8%	6%	2%	7%	6%
M. Twehamye	10%	5%	8%	9%	6%	8%
M. Alsina	10%	5%	8%	12%	5%	9%
N. Padrosa	8%	4%	6%	10%	2%	8%
I. Fernandez	9%	4%	4%	11%	6%	4%
N. Zubiaga	4%	3%	3%	2%	2%	4%
M. Rodríguez	4%	3%	4%	4%	3%	3%
I. Asensio	4%	3%	3%	6%	3%	4%

# FIBA U16 Women's European Championship

Portugal 2022

Spain



## Cumulated Statistics

#	Players	G	Min	FG	2pts	3pts	FT	O	D	Tot	As	PF	To	St	BS	+/-	Ef	Pts
4	I. Martin	7	203	40/8944.9%	32/6350.8%	8/2630.8%	32/3982.1%	3	12	15	27	11	14	21	0	132	113	120
11	A. Fam	7	183	39/7353.4%	39/7055.7%	0/30%	14/2360.9%	33	41	74	12	6	15	10	7	132	137	92
16	C. Osma	7	175	29/6048.3%	19/3751.4%	10/2343.5%	5/955.6%	12	28	40	15	10	9	9	7	112	100	73
13	L. Rivas	7	84	20/3951.3%	20/3754.1%	0/20%	10/1662.5%	12	24	36	4	8	8	3	3	47	63	50
15	L. Martinez	5	78	15/3050%	7/1546.7%	8/1553.3%	2/540%	8	9	17	2	3	3	4	1	59	43	40
9	M. Twehamye	7	141	10/3826.3%	4/1822.2%	6/2030%	2/540%	8	13	21	12	3	7	12	0	95	35	28
12	M. Alsina	7	147	12/4427.3%	11/2937.9%	1/156.7%	3/560%	2	19	21	15	11	11	13	0	84	32	28
5	N. Padrosa	7	118	9/4022.5%	8/2334.8%	1/175.9%	3/837.5%	4	12	16	13	12	8	8	0	48	15	22
6	I. Fernandez	7	122	9/2240.9%	7/1450%	2/825%	2/366.7%	2	8	10	14	18	4	9	2	117	39	22
7	N. Zubiaga	6	61	6/2030%	3/1127.3%	3/933.3%	3/475%	3	4	7	2	5	8	7	2	26	13	18
10	M. Rodriguez	6	58	7/1643.8%	5/1241.7%	2/450%	0/0-%	1	9	10	5	4	3	1	0	56	20	16
14	I. Asensio	6	55	6/2128.6%	3/837.5%	3/1323.1%	0/0-%	3	4	7	8	2	4	5	1	52	17	15
Team/Coaches								18	20	38	0	0	8	0	0	0	0.0	
<b>TOTALS</b>		<b>1425</b>		<b>202/49241.1%</b>	<b>158/33746.9%</b>	<b>44/15528.4%</b>	<b>76/11765%</b>	<b>109</b>	<b>203</b>	<b>312</b>	<b>129</b>	<b>93</b>	<b>102</b>	<b>102</b>	<b>23</b>	<b>192</b>	<b>627.0</b>	<b>524</b>

## Average Statistics

#	Players	G	Min	FG	2pts	3pts	FT	O	D	Tot	As	PF	To	St	BS	+/-	Ef	Pts
4	I. Martin	7	29.0	5.7/12.744.9%	4.6/9.050.8%	1.1/3.730.8%	4.6/5.682.1%	0.4	1.7	2.1	3.9	1.6	2.0	3.0	0.0	18.9	16.1	17,1
11	A. Fam	7	26.2	5.6/10.453.4%	5.6/10.055.7%	0.0/0.40%	2.0/3.360.9%	4.7	5.9	10.6	1.7	0.9	2.1	1.4	1.0	18.9	19.6	13,1
16	C. Osma	7	25.0	4.1/8.648.3%	2.7/5.351.4%	1.4/3.343.5%	0.7/1.355.6%	1.7	4.0	5.7	2.1	1.4	1.3	1.3	1.0	16.0	14.3	10,4
15	L. Martinez	5	15.6	3.0/6.050%	1.4/3.046.7%	1.6/3.053.3%	0.4/1.040%	1.6	1.8	3.4	0.4	0.6	0.6	0.8	0.2	11.8	8.6	8
13	L. Rivas	7	11.9	2.9/5.651.3%	2.9/5.354.1%	0.0/0.30%	1.4/2.362.5%	1.7	3.4	5.1	0.6	1.1	1.1	0.4	0.4	6.7	9.0	7,1
9	M. Twehamye	7	20.2	1.4/5.426.3%	0.6/2.622.2%	0.9/2.930%	0.3/0.740%	1.1	1.9	3.0	1.7	0.4	1.0	1.7	0.0	13.6	5.0	4
12	M. Alsina	7	21.0	1.7/6.327.3%	1.6/4.137.9%	0.1/2.16.7%	0.4/0.760%	0.3	2.7	3.0	2.1	1.6	1.6	1.9	0.0	12.0	4.6	4
5	N. Padrosa	7	16.8	1.3/5.722.5%	1.1/3.334.8%	0.1/2.45.9%	0.4/1.137.5%	0.6	1.7	2.3	1.9	1.7	1.1	1.1	0.0	6.9	2.1	3,1
6	I. Fernandez	7	17.4	1.3/3.140.9%	1.0/2.050%	0.3/1.125%	0.3/0.466.7%	0.3	1.1	1.4	2.0	2.6	0.6	1.3	0.3	16.7	5.6	3,1
7	N. Zubiaga	6	10.1	1.0/3.330%	0.5/1.827.3%	0.5/1.533.3%	0.5/0.775%	0.5	0.7	1.2	0.3	0.8	1.3	1.2	0.3	4.3	2.2	3
10	M. Rodriguez	6	9.6	1.2/2.743.8%	0.8/2.041.7%	0.3/0.750%	0.0/0.0-%	0.2	1.5	1.7	0.8	0.7	0.5	0.2	0.0	9.3	3.3	2,7
14	I. Asensio	6	9.2	1.0/3.528.6%	0.5/1.337.5%	0.5/2.223.1%	0.0/0.0-%	0.5	0.7	1.2	1.3	0.3	0.7	0.8	0.2	8.7	2.8	2,5
Team/Coaches								2.6	2.9	5.4	0.0	0.0	1.1	0.0	0.0	0.0	0.0	
<b>TOTALS</b>		<b>203.6</b>		<b>28.9/70.341.1%</b>	<b>22.6/48.146.9%</b>	<b>6.3/22.128.4%</b>	<b>10.9/16.765%</b>	<b>15.6</b>	<b>29.0</b>	<b>44.6</b>	<b>18.4</b>	<b>13.3</b>	<b>14.6</b>	<b>14.6</b>	<b>3.3</b>	<b>27.4</b>	<b>89.6</b>	<b>74,9</b>

# FIBA U16 Women's European Championship

Portugal 2022

Final

France-Spain (65-61)

Spain



Pun/Min	#	Players	Min	Pts	FG	2Pts	3Pts	FT	OREB	DREB	REB	AST	PF	TO	STL	BLK	+/-	EFF
0,54	4	Iyana Martin	41	22	5/1827.8%	4/1428.6%	1/425%	11/1291.7%	1	2	3	4	2	4	4	0	-1	15
0,52	16	Carla Osma	27	14	6/1154.5%	5/862.5%	1/333.3%	1/333.3%	1	4	5	0	2	2	1	1	-4	12
0,23	11	Awa Fam Thiam	31	7	3/1030%	3/933.3%	0/10%	1/1100%	4	8	12	2	3	1	0	1	-2	14
0,36	13	Lucia Rivas	14	5	2/540%	2/540%	0/0-	1/425%	3	4	7	0	1	0	0	1	-2	7
0,14	9	M Twehamye	29	4	1/616.7%	0/10%	1/520%	1/425%	0	5	5	2	1	3	3	0	1	3
0,10	12	Marta Alsina	42	4	2/922.2%	2/728.6%	0/20%	0/20%	1	5	6	2	2	3	1	0	-2	1
0,13	6	Irene Fernandez	23	3	1/333.3%	0/0-	1/333.3%	0/0-	0	1	1	1	2	0	1	0	-6	4
0,18	15	Lucía Martínez	11	2	1/333.3%	1/250%	0/10%	0/0-	0	1	1	0	0	0	0	0	-4	1
0,00	5	Nina Padrosa	7	0	0/10%	0/10%	0/0-	0/0-	0	0	0	0	0	1	1	0	0	-1
	7	Naia Zubiaga	DNP															
	10	María A Rodríguez	DNP															
	14	Irene Asensio	DNP															
Team/Coaches									4	3	7		0	5				
Totals			225	61	21/6631.8%	17/4736.2%	4/1921.1%	15/2657.7%	14	33	47	11	13	19	11	3	-4	56

[Team Comparison](#)  
[Shot Chart](#)

[Overview](#)  
[Videos](#)

Q1	Q2	16-20	Q4	OT
16-14	12-14	14-17	14-11	9-5

#	Totals	Minutes	Points	Rebounds	Assists	Rff	FG
#	Players	%	%	%	%	%	%
4	Iyana Martin	18%	36%	8%	36%	27%	27%
16	Carla Osma	12%	23%	13%	0%	21%	17%
11	Awa Fam Thiam	14%	11%	30%	18%	25%	15%
13	Lucia Rivas	6%	8%	18%	0%	13%	8%
9	M Twehamye	13%	7%	13%	18%	5%	9%
12	Marta Alsina	19%	7%	15%	18%	2%	14%
6	Irene Fernandez	10%	5%	3%	9%	7%	5%
15	Lucía Martínez	5%	3%	3%	0%	2%	5%
5	Nina Padrosa	3%	0%	0%	0%	-2%	2%
7	Naia Zubiaga						
10	María A Rodríguez						
14	Irene Asensio						

# FIBA U16 Women's European Championship

Portugal 2022

Semi-Final

Croatia-Spain (54-75)

Spain



Pun/Min	#	Players	Min	Pts	FG	2Pts	3Pts	FT	OREB	DREB	REB	AST	PF	TO	STL	BLK	+/-	EFF
0,48	11	Awa Fam Thiam	33	16	8/1650%	8/1553.3%	0/10%	0/40%	6	10	16	4	1	5	3	1	19	23
0,48	16	Carla Osma	33	16	6/1346.2%	4/666.7%	2/728.6%	2/450%	3	9	12	2	1	2	1	1	15	21
0,38	4	Iyana Martin	37	14	5/1338.5%	4/1040%	1/333.3%	3/560%	0	4	4	4	1	1	1	0	16	12
0,58	12	Marta Alsina	19	11	5/1145.5%	5/955.6%	0/20%	1/1100%	1	3	4	1	1	1	3	0	9	12
0,28	6	Irene Fernandez	25	7	3/742.9%	2/450%	1/333.3%	0/0-	0	3	3	5	3	2	1	0	29	10
0,71	13	Lucia Rivas	7	5	2/366.7%	2/366.7%	0/0-	1/250%	0	1	1	1	1	0	1	0	2	6
0,10	9	M Twehamye	31	3	1/520%	0/20%	1/333.3%	0/0-	3	5	8	2	1	2	1	0	16	8
3,00	10	María A Rodríguez	1	3	1/250%	0/10%	1/1100%	0/0-	0	0	0	0	0	0	0	0	5	2
0,00	5	Nina Padrosa	7	0	0/20%	0/10%	0/10%	0/0-	0	1	1	0	2	0	0	0	0	-1
0,00	7	Naia Zubiaga	2	0	0/0-	0/0-	0/0-	0/0-	0	0	0	0	1	1	0	0	-2	-1
0,00	14	Irene Asensio	5	0	0/20%	0/0-	0/20%	0/0-	0	0	0	0	1	1	0	0	-4	-3
	15	Lucía Martinez	DNP															
Team/Coaches									3	1	4		0	1				
Totals			200	75	31/7441.9%	25/5149%	6/2326.1%	7/1643.8%	16	37	53	19	13	16	11	2	21	89

[Team Comparison](#)  
[Shot Chart](#)

[Overview](#)  
[Videos](#)

Q1	Q2	16-20	Q4
14-19	15-13	16-14	9-29

#	Totals	Minutes	Points	Rebounds	Assists	Rff	FG
#	Players	%	%	%	%	%	%
11	Awa Fam Thiam	17%	21%	33%	21%	26%	22%
16	Carla Osma	17%	21%	24%	11%	24%	18%
4	Iyana Martin	19%	19%	8%	21%	13%	18%
12	Marta Alsina	10%	15%	8%	5%	13%	15%
6	Irene Fernandez	13%	9%	6%	26%	11%	9%
13	Lucia Rivas	4%	7%	2%	5%	7%	4%
9	M Twehamye	16%	4%	16%	11%	9%	7%
10	María A Rodríguez	1%	4%	0%	0%	2%	3%
5	Nina Padrosa	4%	0%	2%	0%	-1%	3%
7	Naia Zubiaga	1%	0%	0%	0%	-1%	0%
14	Irene Asensio	3%	0%	0%	0%	-3%	3%
15	Lucía Martinez						

# FIBA U16 Women's European Championship

Portugal 2022

Quarter-Final

Spain-Greece (74-50)

Spain



Pun/Min	#	Players	Min	Pts	FG	2Pts	3Pts	FT	OREB	DREB	REB	AST	PF	TO	STL	BLK	+/-	EFF
0,71	4	Iyana Martin	34	24	9/1464.3%	8/1080%	1/425%	5/683.3%	0	1	1	4	2	3	3	0	24	23
0,74	11	Awa Fam Thiam	31	23	10/1471.4%	10/1376.9%	0/10%	3/3100%	5	9	14	1	0	1	4	2	15	39
0,26	9	M Twehamye	23	6	2/540%	0/20%	2/366.7%	0/0-	1	0	1	2	0	1	2	0	23	7
0,67	13	Lucia Rivas	9	6	3/3100%	3/3100%	0/0-	0/0-	1	5	6	1	2	1	0	0	9	12
0,21	5	Nina Padrosa	24	5	2/633.3%	1/333.3%	1/333.3%	0/10%	0	1	1	3	1	3	0	0	0	1
0,71	14	Irene Asensio	7	5	2/450%	1/1100%	1/333.3%	0/0-	1	0	1	0	0	0	0	0	2	4
0,12	16	Carla Osma	26	3	1/616.7%	0/40%	1/250%	0/0-	0	2	2	5	1	0	0	0	17	5
0,13	12	Marta Alsina	16	2	0/50%	0/20%	0/30%	2/2100%	0	0	0	1	1	1	1	0	15	-2
0,00	6	Irene Fernandez	21	0	0/20%	0/10%	0/10%	0/0-	1	1	2	2	3	0	0	1	19	3
0,00	7	Naia Zubiaga	7	0	0/20%	0/10%	0/10%	0/0-	1	0	1	0	1	3	2	0	-4	-2
0,00	10	María A Rodríguez	2	0	0/0-	0/0-	0/0-	0/0-	0	0	0	0	1	0	0	0	0	0
	15	Lucía Martinez	DNP															
Team/Coaches									0	3	3		0	0				
Totals			200	74	29/6147.5%	23/4057.5%	6/2128.6%	10/1283.3%	10	22	32	19	12	13	12	3	24	90

[Team Comparison Overview](#)  
[Shot Chart](#) [Videos](#)

Q1	Q2	16-20	Q4
15-9	15-20	22-9	22-12

#	Totals Players	Minutes %	Points %	Rebounds %	Assists %	Rff %	FG %
4	Iyana Martin	17%	32%	3%	21%	26%	23%
11	Awa Fam Thiam	16%	31%	48%	5%	43%	23%
9	M Twehamye	12%	8%	3%	11%	8%	8%
13	Lucia Rivas	5%	8%	21%	5%	13%	5%
5	Nina Padrosa	12%	7%	3%	16%	1%	10%
14	Irene Asensio	4%	7%	3%	0%	4%	7%
16	Carla Osma	13%	4%	7%	26%	6%	10%
12	Marta Alsina	8%	3%	0%	5%	-2%	8%
6	Irene Fernandez	11%	0%	7%	11%	3%	3%
7	Naia Zubiaga	4%	0%	3%	0%	-2%	3%
10	María A Rodríguez	1%	0%	0%	0%	0%	0%
15	Lucía Martinez						

# FIBA U16 Women's European Championship

Portugal 2022

Round of 16

Spain-Finland (90-49)

Spain



Pun/Min	#	Players	Min	Pts	FG	2Pts	3Pts	FT	OREB	DREB	REB	AST	PF	TO	STL	BLK	+/-	EFF					
0,68	4	Iyana Martin	22	15	4/944.4%	4/666.7%	0/30%	7/7100%	1	1	2	6	1	1	4	0	16	21					
0,78	13	Lucia Rivas	18	14	7/1546.7%	7/1450%	0/10%	0/20%	3	9	12	0	1	3	2	2	17	17					
0,70	16	Carla Osma	20	14	6/1060%	4/580%	2/540%	0/0-	3	0	3	2	2	0	1	0	12	16					
0,67	11	Awa Fam Thiam	18	12	6/1154.5%	6/1154.5%	0/0-	0/0-	3	3	6	1	2	4	2	2	23	14					
0,40	5	Nina Padrosa	20	8	3/837.5%	3/650%	0/20%	2/366.7%	0	3	3	6	0	1	3	0	21	13					
0,43	14	Irene Asensio	14	6	2/540%	0/10%	2/450%	0/0-	0	1	1	3	0	1	0	1	22	7					
0,38	7	Naia Zubiaga	13	5	1/250%	0/0-	1/250%	2/2100%	0	2	2	1	0	1	3	1	11	10					
0,50	15	Lucía Martinez	10	5	2/366.7%	1/250%	1/1100%	0/0-	2	1	3	0	0	2	0	0	9	5					
0,19	12	Marta Alsina	21	4	2/450%	2/2100%	0/20%	0/0-	0	1	1	3	3	1	1	0	18	6					
0,20	9	M Twehamye	15	3	1/333.3%	0/10%	1/250%	0/0-	0	2	2	2	0	0	0	0	17	5					
0,11	6	Irene Fernandez	18	2	1/333.3%	1/250%	0/10%	0/0-	1	1	2	4	2	1	4	1	26	10					
0,17	10	María A Rodríguez	12	2	1/250%	1/1100%	0/10%	0/0-	1	2	3	0	1	1	0	0	13	3					
Team/Coaches									0	2	2		0	0									
Totals									90	36/7548%	29/5156.9%	7/2429.2%	11/1478.6%	14	28	42	28	12	16	20	7	41	127

[Team Comparison](#)
[Overview](#)  
[Shot Chart](#)
[Videos](#)

Q1	Q2	16-20	Q4
28-13	13-15	24-11	25-10

#	Players	Minutes	Points	Rebounds	Assists	Rff	FG
		%	%	%	%	%	%
4	Iyana Martin	11%	17%	5%	21%	17%	12%
13	Lucia Rivas	9%	16%	30%	0%	13%	20%
16	Carla Osma	10%	16%	8%	7%	13%	13%
11	Awa Fam Thiam	9%	13%	15%	4%	11%	15%
5	Nina Padrosa	10%	9%	8%	21%	10%	11%
14	Irene Asensio	7%	7%	3%	11%	6%	7%
7	Naia Zubiaga	6%	6%	5%	4%	8%	3%
15	Lucía Martinez	5%	6%	8%	0%	4%	4%
12	Marta Alsina	10%	4%	3%	11%	5%	5%
9	M Twehamye	7%	3%	5%	7%	4%	4%
6	Irene Fernandez	9%	2%	5%	14%	8%	4%
10	María A Rodríguez	6%	2%	8%	0%	2%	3%

# FIBA U16 Women's European Championship

Portugal 2022

Group Phase 3

Lithuania-Spain (49-71)

Spain



Pun/Min	#	Players	Min	Pts	FG	2Pts	3Pts	FT	OREB	DREB	REB	AST	PF	TO	STL	BLK	+/-	EFF
0,60	4	Iyana Martin	30	18	8/1650%	6/1250%	2/450%	0/0-	0	3	3	5	2	4	4	0	33	18
0,53	11	Awa Fam Thiam	30	16	5/1145.5%	5/1145.5%	0/0-	6/875%	4	6	10	1	0	2	1	0	28	18
0,43	15	Lucía Martinez	23	10	3/742.9%	0/20%	3/560%	1/425%	2	4	6	1	2	1	1	0	9	10
0,89	13	Lucia Rivas	9	8	3/650%	3/650%	0/0-	2/2100%	1	1	2	0	2	0	0	0	-7	7
0,26	16	Carla Osma	27	7	3/742.9%	2/540%	1/250%	0/0-	2	5	7	5	3	3	0	0	27	12
0,33	7	Naia Zubiaga	9	3	1/333.3%	0/10%	1/250%	0/0-	1	1	2	0	2	1	0	0	-5	2
0,16	12	Marta Alsina	19	3	1/616.7%	0/20%	1/425%	0/0-	0	6	6	1	0	1	2	0	11	6
0,13	5	Nina Padrosa	15	2	1/714.3%	1/425%	0/30%	0/0-	2	3	5	0	3	1	0	0	-4	0
0,10	9	M Twehamye	20	2	1/520%	1/333.3%	0/20%	0/0-	3	1	4	3	1	0	2	0	12	7
0,40	14	Irene Asensio	5	2	1/1100%	1/1100%	0/0-	0/0-	0	0	0	0	0	1	0	0	0	1
0,00	6	Irene Fernandez	2	0	0/0-	0/0-	0/0-	0/0-	0	0	0	0	0	0	0	0	-2	0
0,00	10	María A Rodríguez	10	0	0/30%	0/30%	0/0-	0/0-	0	3	3	2	0	0	0	0	8	2
Team/Coaches									4	2	6		0	1				
Totals			200	71	27/7237.5%	19/5038%	8/2236.4%	9/1464.3%	19	35	54	18	15	15	10	0	22	83

[Team Comparison](#) [Overview](#)  
[Shot Chart](#) [Videos](#)

Q1	Q2	16-20	Q4
13-16	9-19	14-19	13-17

#	Totals Players	Minutes %	Points %	Rebounds %	Assists %	Rff %	FG %
4	Iyana Martin	15%	25%	6%	28%	22%	22%
11	Awa Fam Thiam	15%	23%	21%	6%	22%	15%
15	Lucía Martinez	12%	14%	13%	6%	12%	10%
13	Lucia Rivas	5%	11%	4%	0%	8%	8%
16	Carla Osma	14%	10%	15%	28%	14%	10%
7	Naia Zubiaga	5%	4%	4%	0%	2%	4%
12	Marta Alsina	10%	4%	13%	6%	7%	8%
5	Nina Padrosa	8%	3%	10%	0%	0%	10%
9	M Twehamye	10%	3%	8%	17%	8%	7%
14	Irene Asensio	3%	3%	0%	0%	1%	1%
6	Irene Fernandez	1%	0%	0%	0%	0%	0%
10	María A Rodríguez	5%	0%	6%	11%	2%	4%



# FIBA U16 Women's European Championship

Portugal 2022

Group Phase 2

Spain-Germany (66-32)

Spain



Pun/Min	#	Players	Min	Pts	FG	2Pts	3Pts	FT	OREB	DREB	REB	AST	PF	TO	STL	BLK	+/-	EFF
0,74	4	Iyana Martin	23	17	6/1346.2%	3/650%	3/742.9%	2/450%	1	1	2	2	1	1	3	0	26	14
0,42	11	Awa Fam Thiam	24	10	4/580%	4/580%	0/0-	2/366.7%	7	2	9	2	0	0	0	1	27	20
0,45	16	Carla Osma	20	9	3/560%	0/10%	3/475%	0/0-	0	3	3	0	1	2	2	2	18	12
0,44	10	María A Rodríguez	16	7	3/475%	2/2100%	1/250%	0/0-	0	1	1	1	1	1	0	0	14	7
0,39	15	Lucía Martínez	18	7	3/742.9%	2/366.7%	1/425%	0/0-	2	1	3	1	1	0	2	0	19	9
0,27	7	Naia Zubiaga	15	4	2/728.6%	2/728.6%	0/0-	0/0-	1	1	2	1	0	1	0	0	0	1
0,36	13	Lucia Rivas	11	4	2/366.7%	2/366.7%	0/0-	0/0-	1	2	3	0	0	1	0	0	6	5
0,13	5	Nina Padrosa	24	3	1/812.5%	1/333.3%	0/50%	1/425%	0	3	3	3	4	2	1	0	18	-2
0,33	9	Mirembe Twehamye	9	3	1/812.5%	1/520%	0/30%	1/1100%	0	0	0	0	0	0	2	0	6	-2
0,14	6	Irene Fernandez	14	2	1/250%	1/250%	0/0-	0/0-	0	1	1	1	3	1	1	0	12	3
0,00	12	Marta Alsina	14	0	0/40%	0/30%	0/10%	0/0-	0	1	1	4	1	2	1	0	6	0
0,00	14	Irene Asensio	12	0	0/40%	0/10%	0/30%	0/0-	1	2	3	3	0	1	3	0	18	4
Team/Coaches									5	6	11		0	0				
Totals			200	66	26/7037.1%	18/4143.9%	8/2927.6%	6/1250%	18	24	42	18	12	12	15	3	34	71

[Team Comparison](#)  
[Shot Chart](#)

[Overview](#)  
[Videos](#)

Q1	Q2	16-20	Q4
18-13	19-9	14-6	15-4

#	Totals	Minutes	Points	Rebounds	Assists	Rff	FG
Players	%	%	%	%	%	%	%
4	Iyana Martin	12%	26%	6%	11%	20%	19%
11	Awa Fam Thiam	12%	15%	29%	11%	28%	7%
16	Carla Osma	10%	14%	10%	0%	17%	7%
10	María A Rodríguez	8%	11%	3%	6%	10%	6%
15	Lucía Martínez	9%	11%	10%	6%	13%	10%
7	Naia Zubiaga	8%	6%	6%	6%	1%	10%
13	Lucia Rivas	6%	6%	10%	0%	7%	4%
5	Nina Padrosa	12%	5%	10%	17%	-3%	11%
9	Mirembe Twehamye	5%	5%	0%	0%	-3%	11%
6	Irene Fernandez	7%	3%	3%	6%	4%	3%
12	Marta Alsina	7%	0%	3%	22%	0%	6%
14	Irene Asensio	6%	0%	10%	17%	6%	6%



# FIBA U16 Women's European Championship

Portugal 2022

Group Phase 1

Slovenia-Spain (33-87)

Spain



Pun/Min	#	Players	Min	Pts	FG	2Pts	3Pts	FT	OREB	DREB	REB	AST	PF	TO	STL	BLK	+/-	EFF
0,94	15	Lucía Martínez	17	16	6/1060%	3/650%	3/475%	1/1100%	2	2	4	0	0	0	1	1	26	18
0,48	16	Carla Osma	21	10	4/850%	4/850%	0/0-	2/2100%	3	5	8	1	0	0	4	3	27	22
0,59	4	Iyana Martin	17	10	3/650%	3/560%	0/10%	4/580%	0	0	0	2	2	0	2	0	18	10
0,40	6	Irene Fernandez	20	8	3/560%	3/560%	0/0-	2/366.7%	0	1	1	1	5	0	2	0	39	9
0,50	11	Awa Fam Thiam	16	8	3/650%	3/650%	0/0-	2/450%	4	3	7	1	0	2	0	0	22	9
0,50	13	Lucia Rivas	16	8	1/425%	1/333.3%	0/10%	6/6100%	3	2	5	2	1	3	0	0	22	9
0,50	9	Mirembe Twehamye	14	7	3/650%	2/450%	1/250%	0/0-	1	0	1	1	0	1	2	0	20	7
0,46	7	Naia Zubiaga	13	6	2/633.3%	1/250%	1/425%	1/250%	0	0	0	0	1	1	2	1	26	3
0,20	5	Nina Padrosa	20	4	2/825%	2/540%	0/30%	0/0-	2	1	3	1	2	0	3	0	13	5
0,24	10	María A Rodríguez	17	4	2/540%	2/540%	0/0-	0/0-	0	3	3	2	1	1	1	0	16	6
0,24	12	Marta Alsina	17	4	2/540%	2/450%	0/10%	0/0-	0	3	3	3	3	2	4	0	27	9
0,15	14	Irene Asensio	13	2	1/520%	1/425%	0/10%	0/0-	1	1	2	2	1	0	2	0	14	4
Team/Coaches									2	3	5		0	1				
Totals			200	87	32/7443.2%	27/5747.4%	5/1729.4%	18/2378.3%	18	24	42	16	16	11	23	5	54	111

[Team Comparison](#)  
[Shot Chart](#)

[Overview](#)  
[Videos](#)

Q1	Q2	16-20	Q4
8-22	10-17	12-20	3-28

#	Players	Minutes %	Points %	Rebounds %	Assists %	Rff %	FG %
15	Lucía Martínez	8%	18%	11%	0%	16%	14%
16	Carla Osma	10%	11%	22%	6%	20%	11%
4	Iyana Martin	8%	11%	0%	13%	9%	8%
6	Irene Fernandez	10%	9%	3%	6%	8%	7%
11	Awa Fam Thiam	8%	9%	19%	6%	8%	8%
13	Lucia Rivas	8%	9%	14%	13%	8%	5%
9	Mirembe Twehamye	7%	8%	3%	6%	6%	8%
7	Naia Zubiaga	6%	7%	0%	0%	3%	8%
5	Nina Padrosa	10%	5%	8%	6%	5%	11%
10	María A Rodríguez	8%	5%	8%	13%	5%	7%
12	Marta Alsina	8%	5%	8%	19%	8%	7%
14	Irene Asensio	6%	2%	5%	13%	4%	7%

# FIBA U16 Women's European Championship

Portugal 2022

Spain

I. Martin



Pun/Min	Match	Min	FG	2pts	3pts	FT	OREB	DREB	REB	AST	PF	TO	STL	BLK	+/-	EFF	Pts
0,59	vs SLO Group Phase	17	3/6 50%	3/5 60%	0/1 0%	4/5 80%	0	0	0	2	2	0	2	0	18	10	10
0,74	vs GER Group Phase	23	6/13 46.2%	3/6 50%	3/7 42.9%	2/4 50%	1	1	2	2	1	1	3	0	26	14	17
0,60	vs LTU Group Phase	30	8/16 50%	6/12 50%	2/4 50%	0/0 0%	0	3	3	5	2	4	4	0	33	18	18
0,68	vs FIN Round of 16	22	4/9 44.4%	4/6 66.7%	0/3 0%	7/7 100%	1	1	2	6	1	1	4	0	16	21	15
0,71	vs GRE Quarter-Finals	34	9/14 64.3%	8/10 80%	1/4 25%	5/6 83.3%	0	1	1	4	2	3	3	0	24	23	24
0,38	vs CRO Semi-Finals	37	5/13 38.5%	4/10 40%	1/3 33.3%	3/5 60%	0	4	4	4	1	1	1	0	16	12	14
0,54	vs FRA Final	41	5/18 27.8%	4/14 28.6%	1/4 25%	11/12 91.7%	1	2	3	4	2	4	4	0	-1	15	22
		Min	FG	2pts	3pts	FT	O	D	Tot	As	PF	To	St	BS	+/-	Ef	Pts
0,59	Accumulated	203	40/89 44.9%	32/63 50.8%	8/26 30.8%	32/39 82.1%	3	12	15	27	11	14	21	0	132	113	120
	Average	29.0	5.7/12.7 44.9%	4.6/9.5 50.8%	1.1/3.7 30.8%	4.6/5.6 82.1%	0.4	1.7	2.1	3.9	1.6	2	3	0	18.9	16.1	17.1

A. Fam

Pun/Min	Match	Min	FG	2pts	3pts	FT	OREB	DREB	REB	AST	PF	TO	STL	BLK	+/-	EFF	Pts
0,50	vs SLO Group Phase	16	3/6 50%	3/6 50%	0/0 0%	2/4 50%	4	3	7	1	0	2	0	0	22	9	8
0,42	vs GER Group Phase	24	4/5 80%	4/5 80%	0/0 0%	2/3 66.7%	7	2	9	2	0	0	0	1	27	20	10
0,53	vs LTU Group Phase	30	5/11 45.5%	5/11 45.5%	0/0 0%	6/8 75%	4	6	10	1	0	2	1	0	28	18	16
0,67	vs FIN Round of 16	18	6/11 54.5%	6/11 54.5%	0/0 0%	0/0 0%	3	3	6	1	2	4	2	2	23	14	12
0,74	vs GRE Quarter-Finals	31	10/14 71.4%	10/13 76.9%	0/1 0%	3/3 100%	5	9	14	1	0	1	4	2	15	39	23
0,48	vs CRO Semi-Finals	33	8/16 50%	8/15 53.3%	0/1 0%	0/4 0%	6	10	16	4	1	5	3	1	19	23	16
0,23	vs FRA Final	31	3/10 30%	3/9 33.3%	0/1 0%	1/1 100%	4	8	12	2	3	1	0	1	-2	14	7
		Min	FG	2pts	3pts	FT	O	D	Tot	As	PF	To	St	BS	+/-	Ef	Pts
0,50	Accumulated	183	39/73 53.4%	39/70 55.7%	0/3 0%	14/23 60.9%	33	41	74	12	6	15	10	7	132	137	92
	Average	26.2	5.6/10.4 53.4%	5.6/10.5 55.7%	0/0.4 0%	2/3.3 60.9%	4.7	5.9	10.6	1.7	0.9	2.1	1.4	1	18.9	19.6	13.1

C. Osma

Pun/Min	Match	Min	FG	2pts	3pts	FT	OREB	DREB	REB	AST	PF	TO	STL	BLK	+/-	EFF	Pts
0,48	vs SLO Group Phase	21	4/8 50%	4/8 50%	0/0 0%	2/2 100%	3	5	8	1	0	0	4	3	27	22	10
0,45	vs GER Group Phase	20	3/5 60%	0/1 0%	3/4 75%	0/0 0%	0	3	3	0	1	2	2	2	18	12	9
0,26	vs LTU Group Phase	27	3/7 42.9%	2/5 40%	1/2 50%	0/0 0%	2	5	7	5	3	3	0	0	27	12	7
0,70	vs FIN Round of 16	20	6/10 60%	4/5 80%	2/5 40%	0/0 0%	3	0	3	2	2	0	1	0	12	16	14
0,12	vs GRE Quarter-Finals	26	1/6 16.7%	0/4 0%	1/2 50%	0/0 0%	0	2	2	5	1	0	0	0	17	5	3
0,48	vs CRO Semi-Finals	33	6/13 46.2%	4/6 66.7%	2/7 28.6%	2/4 50%	3	9	12	2	1	2	1	1	15	21	16
0,52	vs FRA Final	27	6/11 54.5%	5/8 62.5%	1/3 33.3%	1/3 33.3%	1	4	5	0	2	2	1	1	-4	12	14
		Min	FG	2pts	3pts	FT	O	D	Tot	As	PF	To	St	BS	+/-	Ef	Pts
0,42	Accumulated	175	29/60 48.3%	19/37 51.4%	10/23 43.5%	5/9 55.6%	12	28	40	15	10	9	9	7	112	100	73
	Average	25.0	4.1/8.6 48.3%	2.7/5.3 51.4%	1.4/3.3 43.5%	0.7/1.3 55.6%	1.7	4	5.7	2.1	1.4	1.3	1.3	1	16	14.3	10.4

# FIBA U16 Women's European Championship

Portugal 2022

Spain

L. Rivas



Pun/Min	Match	Min	FG	2pts	3pts	FT	OREB	DREB	REB	AST	PF	TO	STL	BLK	+/-	EFF	Pts
0,50	vs SLOGroup Phase	16	1/425%	1/333.3%	0/10%	6/6100%	3	2	5	2	1	3	0	0	22	9	8
0,36	vs GERGroup Phase	11	2/366.7%	2/366.7%	0/00%	0/00%	1	2	3	0	0	1	0	0	6	5	4
0,89	vs LTUGroup Phase	9	3/650%	3/650%	0/00%	2/2100%	1	1	2	0	2	0	0	0	-7	7	8
0,78	vs FINRound of 16	18	7/1546.7%	7/1450%	0/10%	0/20%	3	9	12	0	1	3	2	2	17	17	14
0,67	vs GREQuarter-Finals	9	3/3100%	3/3100%	0/00%	0/00%	1	5	6	1	2	1	0	0	9	12	6
0,71	vs CROSemifinals	7	2/366.7%	2/366.7%	0/00%	1/250%	0	1	1	1	1	0	1	0	2	6	5
0,36	vs FRAFinal	14	2/540%	2/540%	0/00%	1/425%	3	4	7	0	1	0	0	1	-2	7	5
		Min	FG	2pts	3pts	FT	O	D	Tot	As	PF	To	St	BS	+/-	Ef	Pts
0,60	Accumulated	84	20/3951.3%	20/3754.1%	0/20%	10/1662.5%	12	24	36	4	8	8	3	3	47	63	50
	Average	11.9	2.9/5.651.3%	2.9/5.354.1%	0/0.30%	1.4/2.362.5%	1.7	3.4	5.1	0.6	1.1	1.1	0.4	0.4	6.7	9	7.1

L. Martinez

Pun/Min	Match	Min	FG	2pts	3pts	FT	OREB	DREB	REB	AST	PF	TO	STL	BLK	+/-	EFF	Pts
0,94	vs SLOGroup Phase	17	6/1060%	3/650%	3/475%	1/1100%	2	2	4	0	0	0	1	1	26	18	16
0,39	vs GERGroup Phase	18	3/742.9%	2/366.7%	1/425%	0/00%	2	1	3	1	1	0	2	0	19	9	7
0,43	vs LTUGroup Phase	23	3/742.9%	0/20%	3/560%	1/425%	2	4	6	1	2	1	1	0	9	10	10
0,50	vs FINRound of 16	10	2/366.7%	1/250%	1/1100%	0/00%	2	1	3	0	0	2	0	0	9	5	5
	vs GREQuarter-Finals																
	vs CROSemifinals																
0,18	vs FRAFinal	11	1/333.3%	1/250%	0/10%	0/00%	0	1	1	0	0	0	0	0	-4	1	2
		Min	FG	2pts	3pts	FT	O	D	Tot	As	PF	To	St	BS	+/-	Ef	Pts
0,51	Accumulated	78	15/3050%	7/1546.7%	8/1553.3%	2/540%	8	9	17	2	3	3	4	1	59	43	40
	Average	15.6	3/650%	1.4/346.7%	1.6/353.3%	0.4/140%	1.6	1.8	3.4	0.4	0.6	0.6	0.8	0.2	11.8	8.6	8

M. Twehamye

Pun/Min	Match	Min	FG	2pts	3pts	FT	OREB	DREB	REB	AST	PF	TO	STL	BLK	+/-	EFF	Pts
0,50	vs SLOGroup Phase	14	3/650%	2/450%	1/250%	0/00%	1	0	1	1	0	1	2	0	20	7	7
0,33	vs GERGroup Phase	9	1/812.5%	1/520%	0/30%	1/1100%	0	0	0	0	0	0	2	0	6	-2	3
0,10	vs LTUGroup Phase	20	1/520%	1/333.3%	0/20%	0/00%	3	1	4	3	1	0	2	0	12	7	2
0,20	vs FINRound of 16	15	1/333.3%	0/10%	1/250%	0/00%	0	2	2	2	0	0	0	0	17	5	3
0,26	vs GREQuarter-Finals	23	2/540%	0/20%	2/366.7%	0/00%	1	0	1	2	0	1	2	0	23	7	6
0,10	vs CROSemifinals	31	1/520%	0/20%	1/333.3%	0/00%	3	5	8	2	1	2	1	0	16	8	3
0,14	vs FRAFinal	29	1/616.7%	0/10%	1/520%	1/425%	0	5	5	2	1	3	3	0	1	3	4
		Min	FG	2pts	3pts	FT	O	D	Tot	As	PF	To	St	BS	+/-	Ef	Pts
0,20	Accumulated	141	10/3826.3%	4/1822.2%	6/2030%	2/540%	8	13	21	12	3	7	12	0	95	35	28
	Average	20.2	1.4/5.426.3%	0.6/2.622.2%	0.9/2.930%	0.3/0.740%	1.1	1.9	3	1.7	0.4	1	1.7	0	13.6	5	4

# FIBA U16 Women's European Championship

Portugal 2022

Spain

M. Alsina



Pun/Min	Match	Min	FG	2pts	3pts	FT	OREB	DREB	REB	AST	PF	TO	STL	BLK	+/-	EFF	Pts
0,24	vs SLO Group Phase	17	2/5 40%	2/4 50%	0/1 0%	0/0 0%	0	3	3	3	3	2	4	0	27	9	4
0,00	vs GER Group Phase	14	0/4 0%	0/3 0%	0/1 0%	0/0 0%	0	1	1	4	1	2	1	0	6	0	0
0,16	vs LTU Group Phase	19	1/6 16.7%	0/2 0%	1/4 25%	0/0 0%	0	6	6	1	0	1	2	0	11	6	3
0,19	vs FIN Round of 16	21	2/4 50%	2/2 100%	0/2 0%	0/0 0%	0	1	1	3	3	1	1	0	18	6	4
0,13	vs GRE Quarter-Finals	16	0/5 0%	0/2 0%	0/3 0%	2/2 100%	0	0	0	1	1	1	1	0	15	-2	2
0,58	vs CRO Semi-Finals	19	5/11 45.5%	5/9 55.6%	0/2 0%	1/1 100%	1	3	4	1	1	1	3	0	9	12	11
0,10	vs FRA Final	42	2/9 22.2%	2/7 28.6%	0/2 0%	0/2 0%	1	5	6	2	2	3	1	0	-2	1	4
		Min	FG	2pts	3pts	FT	O	D	Tot	As	PF	To	St	BS	+/-	Ef	Pts
0,19	Accumulated	147	12/44 27.3%	11/29 37.9%	1/15 6.7%	3/5 60%	2	19	21	15	11	11	13	0	84	32	28
	Average	21.0	1.7/6.3 27.3%	1.6/4.1 37.9%	0.1/2.1 16.7%	0.4/0.7 60%	0.3	2.7	3	2.1	1.6	1.6	1.9	0	12	4.6	4

N. Padrosa

Pun/Min	Match	Min	FG	2pts	3pts	FT	OREB	DREB	REB	AST	PF	TO	STL	BLK	+/-	EFF	Pts
0,20	vs SLO Group Phase	20	2/8 25%	2/5 40%	0/3 0%	0/0 0%	2	1	3	1	2	0	3	0	13	5	4
0,13	vs GER Group Phase	24	1/8 12.5%	1/3 33.3%	0/5 0%	1/4 25%	0	3	3	3	4	2	1	0	18	-2	3
0,13	vs LTU Group Phase	15	1/7 14.3%	1/4 25%	0/3 0%	0/0 0%	2	3	5	0	3	1	0	0	-4	0	2
0,40	vs FIN Round of 16	20	3/8 37.5%	3/6 50%	0/2 0%	2/3 66.7%	0	3	3	6	0	1	3	0	21	13	8
0,21	vs GRE Quarter-Finals	24	2/6 33.3%	1/3 33.3%	1/3 33.3%	0/1 0%	0	1	1	3	1	3	0	0	0	1	5
0,00	vs CRO Semi-Finals	7	0/2 0%	0/1 0%	0/1 0%	0/0 0%	0	1	1	0	2	0	0	0	0	-1	0
0,00	vs FRA Final	7	0/1 0%	0/1 0%	0/0 0%	0/0 0%	0	0	0	0	0	1	1	0	0	-1	0
		Min	FG	2pts	3pts	FT	O	D	Tot	As	PF	To	St	BS	+/-	Ef	Pts
0,19	Accumulated	118	9/40 22.5%	8/23 34.8%	1/17 5.9%	3/8 37.5%	4	12	16	13	12	8	8	0	48	15	22
	Average	16.8	1.3/5.7 22.5%	1.1/3.3 34.8%	0.1/2.4 5.9%	0.4/1.1 37.5%	0.6	1.7	2.3	1.9	1.7	1.1	1.1	0	6.9	2.1	3.1

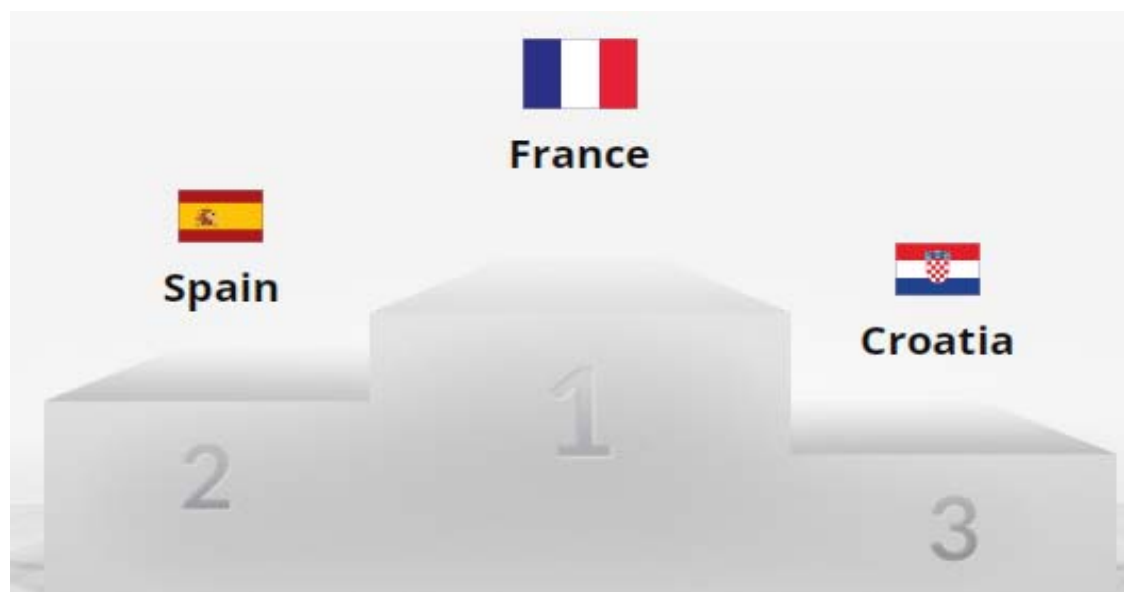
I. Fernandez

Pun/Min	Match	Min	FG	2pts	3pts	FT	OREB	DREB	REB	AST	PF	TO	STL	BLK	+/-	EFF	Pts
0,42	vs SLO Group Phase	19	3/5 60%	3/5 60%	0/0 0%	2/3 66.7%	0	1	1	1	5	0	2	0	39	9	8
0,14	vs GER Group Phase	14	1/2 50%	1/2 50%	0/0 0%	0/0 0%	0	1	1	1	3	1	1	0	12	3	2
0,00	vs LTU Group Phase	2	0/0 0%	0/0 0%	0/0 0%	0/0 0%	0	0	0	0	0	0	0	0	-2	0	0
0,11	vs FIN Round of 16	18	1/3 33.3%	1/2 50%	0/1 0%	0/0 0%	1	1	2	4	2	1	4	1	26	10	2
0,00	vs GRE Quarter-Finals	21	0/2 0%	0/1 0%	0/1 0%	0/0 0%	1	1	2	2	3	0	0	1	19	3	0
0,28	vs CRO Semi-Finals	25	3/7 42.9%	2/4 50%	1/3 33.3%	0/0 0%	0	3	3	5	3	2	1	0	29	10	7
0,13	vs FRA Final	23	1/3 33.3%	0/0 0%	1/3 33.3%	0/0 0%	0	1	1	1	2	0	1	0	-6	4	3
		Min	FG	2pts	3pts	FT	O	D	Tot	As	PF	To	St	BS	+/-	Ef	Pts
0,18	Accumulated	122	9/22 40.9%	7/14 50%	2/8 25%	2/3 66.7%	2	8	10	14	18	4	9	2	117	39	22
	Average	17.4	1.3/3.1 40.9%	1/2 50%	0.3/1.1 25%	0.3/0.4 66.7%	0.3	1.1	1.4	2	2.6	0.6	1.3	0.3	16.7	5.6	3.1





**FIBA U16 Women's European Championship**  
**Portugal 2022**



# FIBA U16 Women's European Championship

## Portugal 2022

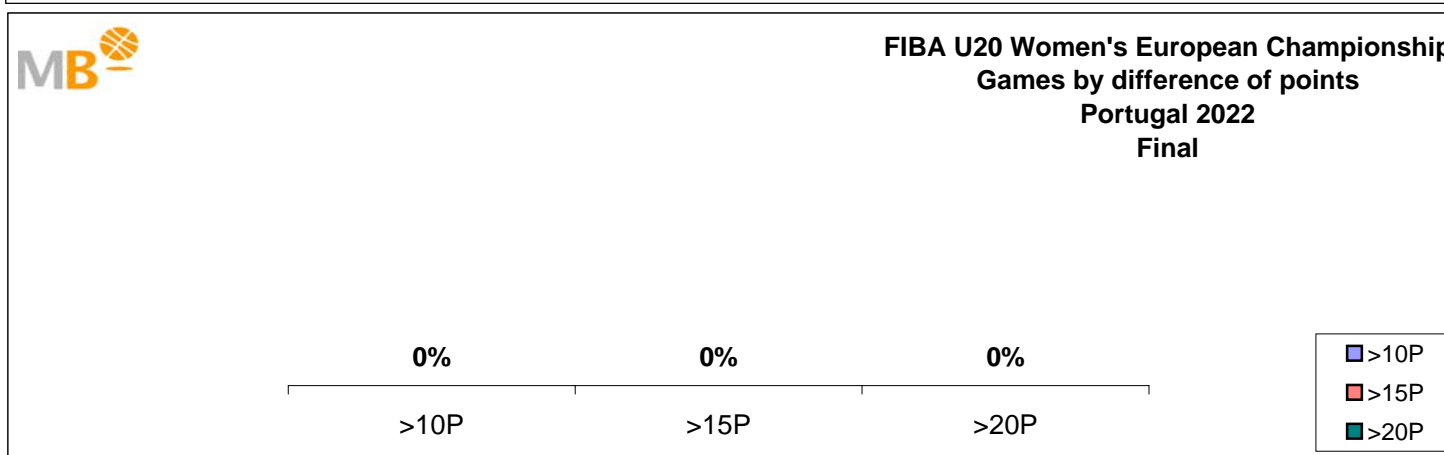
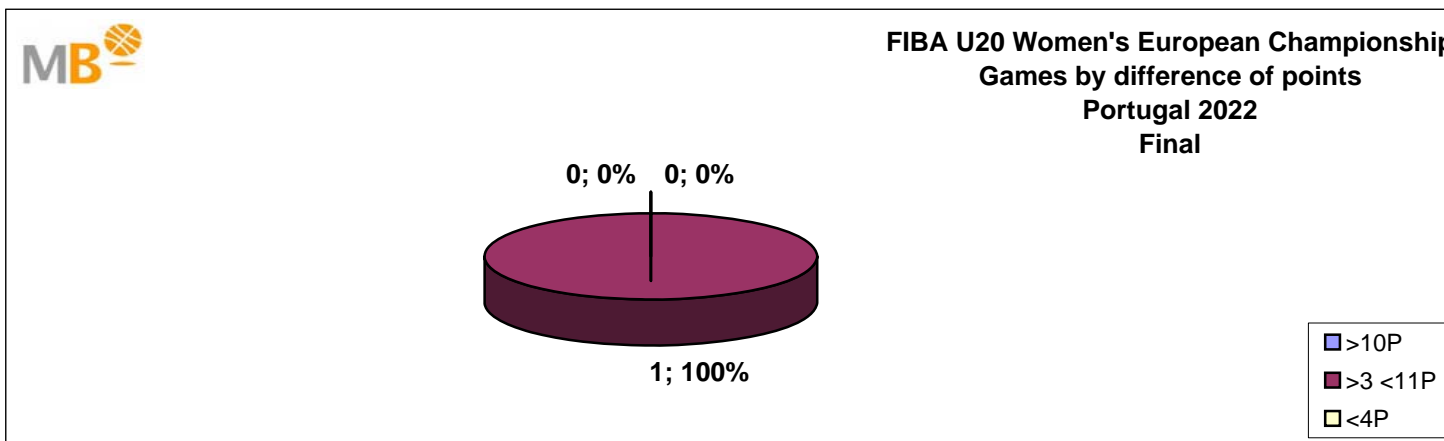


Date	Final	Date	3 <sup>a</sup> -4 <sup>a</sup> Place
27-ago	France-Spain <b>65-61</b>	27-ago	Portugal-Croatia <b>58-72</b>
Date	5 <sup>a</sup> -6 <sup>a</sup> Place	Date	7 <sup>a</sup> -8 <sup>a</sup> Place
27-ago	Hungary-Greece <b>58-44</b>	27-ago	Italy-Belgium <b>46-61</b>
Date	9 <sup>a</sup> -10 <sup>a</sup> Place	Date	11 <sup>a</sup> -12 <sup>a</sup> Place
27-ago	Poland-Latvia <b>51-76</b>	27-ago	Czech Republic-Slovenia <b>66-74</b>
Date	13 <sup>a</sup> -14 <sup>a</sup> Place	Date	15 <sup>a</sup> -6 <sup>a</sup> Place
27-ago	Germany-Finland <b>40-51</b>	27-ago	Lithuania-Denmark <b>64-49</b>
Date	Semi-finals	Date	5 <sup>a</sup> -8 <sup>a</sup> Place
26-ago	Croatia-Spain <b>54-75</b>	26-ago	Hungary-Italy <b>56-54</b>
26-ago	Portugal-France <b>36-87</b>	26-ago	Belgium-Greece <b>57-61</b>
Date	9 <sup>a</sup> -12 <sup>a</sup> Place	Date	13 <sup>a</sup> -16 <sup>a</sup> Place
26-ago	Czech Republic-Poland <b>55-74</b>	26-ago	Germany-Lithuania <b>73-68</b>
26-ago	Slovenia-Latvia <b>70-80</b>	26-ago	Denmark-Finland <b>47-64</b>
Date	Quarter-Finals	Date	9 <sup>a</sup> -16 <sup>a</sup> Place
24-ago	Spain-Greece <b>74-50</b>	24-ago	Finland-Latvia <b>61-64</b>
24-ago	Italy-France <b>48-78</b>	24-ago	Lithuania-Poland <b>68-69</b>
24-ago	Croatia-Belgium <b>60-58</b>	24-ago	Slovenia-Denmark <b>78-47</b>
24-ago	Hungary-Portugal <b>53-56</b>	24-ago	Germany-Czech Republic <b>56-60</b>
Date	Round of 16	Date	Round of 16
23-ago	Lithuania-Italy <b>44-51</b>	23-ago	Hungary-Germany <b>53-47</b>
23-ago	Greece-Latvia <b>77-64</b>	23-ago	Croatia-Slovenia <b>68-66</b>
23-ago	Spain-Finland <b>90-49</b>	23-ago	Belgium-Denmark <b>112-46</b>
23-ago	France-Poland <b>82-39</b>	23-ago	Portugal-Czech Republic <b>80-61</b>

Group Phase							
Date	GROUP A	Date	GROUP B	Date	GROUP C	Date	GROUP D
19-ago	Hungary-Croatia <b>61-53</b>	19-ago	Slovenia-Spain <b>33-87</b>	19-ago	Latvia-Belgium <b>63-67</b>	19-ago	Czech Republic-Denmark <b>81-38</b>
19-ago	Finland-Italy <b>50-56</b>	19-ago	Germany-Lithuania <b>54-55</b>	19-ago	Portugal-Poland <b>56-53</b>	19-ago	Greece-France <b>40-72</b>
20-ago	Italy-Hungary <b>50-56</b>	20-ago	Spain-Germany <b>66-32</b>	20-ago	Poland-Latvia <b>55-77</b>	20-ago	Denmark-Greece <b>50-67</b>
20-ago	Croatia-Finland <b>57-50</b>	20-ago	Lithuania-Slovenia <b>78-54</b>	20-ago	Belgium-Portugal <b>53-51</b>	20-ago	France-Czech Republic <b>82-35</b>
21-ago	Finland-Hungary <b>37-64</b>	21-ago	Slovenia-Germany <b>64-48</b>	21-ago	Belgium-Poland <b>64-52</b>	21-ago	Greece-Czech Republic <b>78-51</b>
21-ago	Croatia-Italy <b>64-52</b>	21-ago	Lithuania-Spain <b>49-71</b>	21-ago	Portugal-Latvia <b>79-58</b>	21-ago	Denmark-France <b>48-103</b>



# FIBA U16 Women's European Championship Portugal 2022 Final



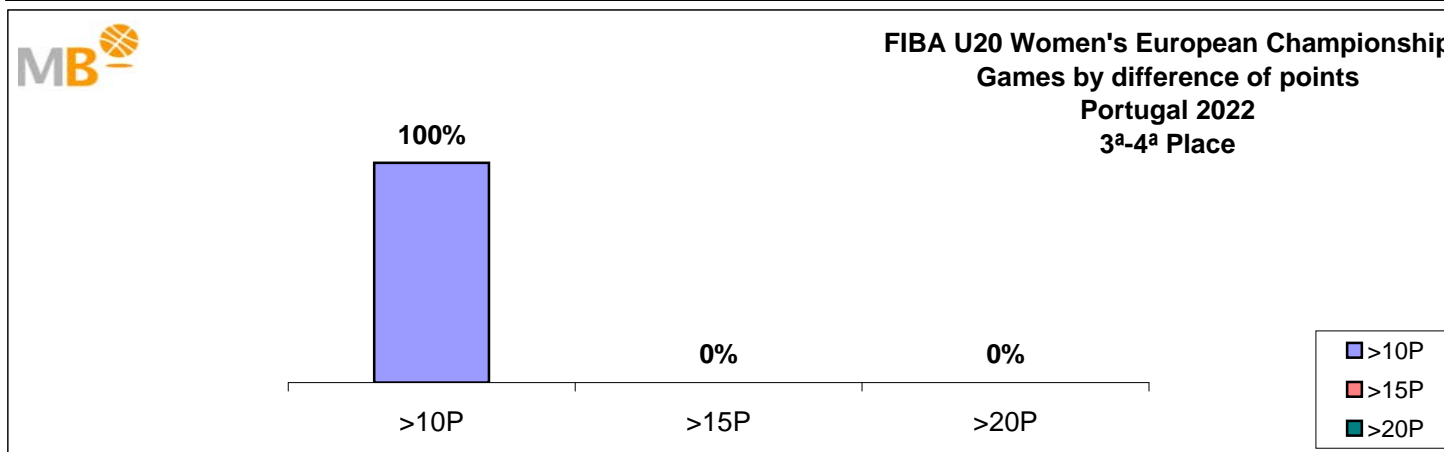
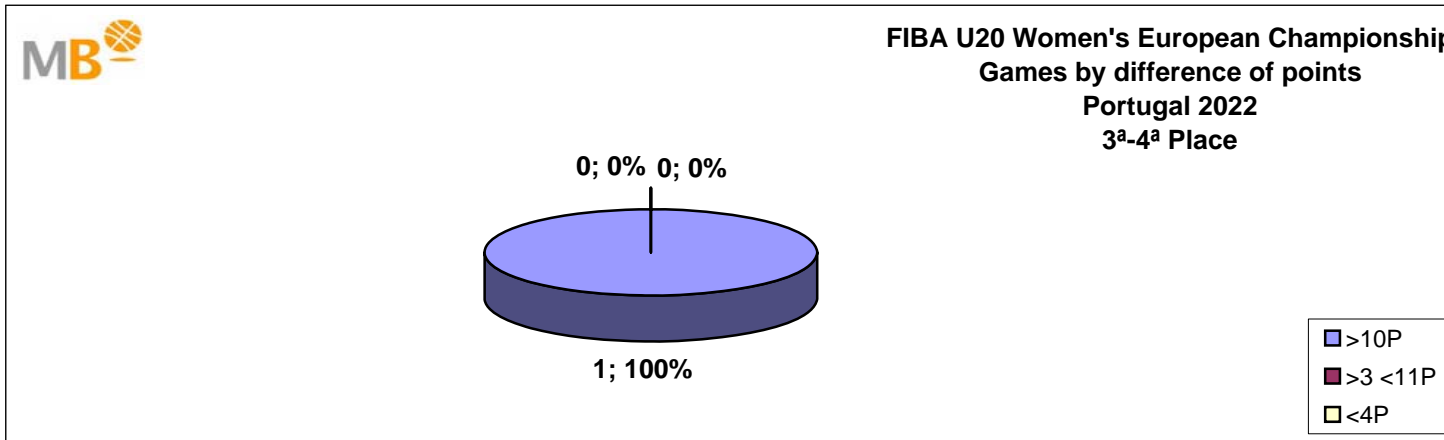
- >10P Games finished with a difference of more than 10 points
- >15P Games finished with a difference of more than 15 points
- >20P Games finished with a difference of more than 20 points
- >3<11P Games finished with a difference between 4 and 10 points
- <4P Games finished with a difference of less than 4 points

**Games:** 1  
**27-Aug-22**

# FIBA U16 Women's European Championship

## Portugal 2022

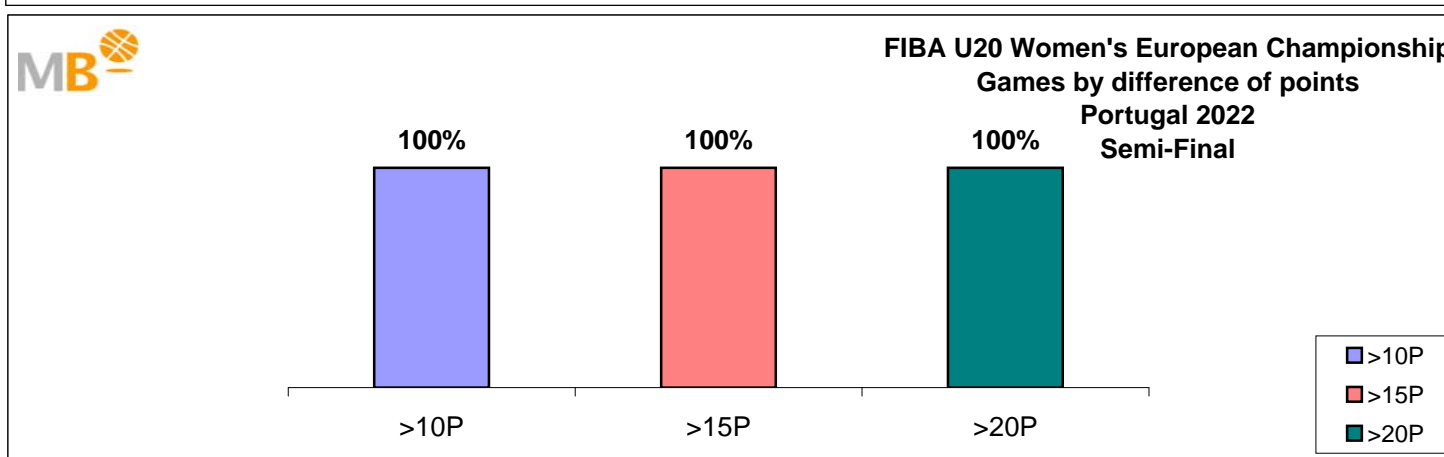
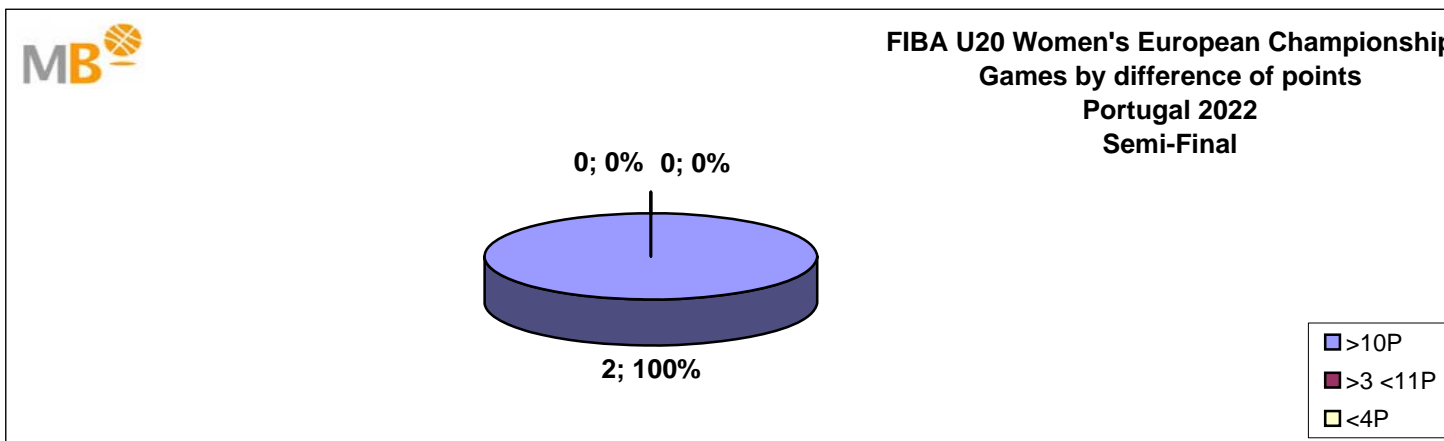
### 3<sup>a</sup>-4<sup>a</sup> Place



- >10P Games finished with a difference of more than 10 points
- >15P Games finished with a difference of more than 15 points
- >20P Games finished with a difference of more than 20 points
- >3<11P Games finished with a difference between 4 and 10 points
- <4P Games finished with a difference of less than 4 points

**Games:** 1  
**27-Aug-22**

# FIBA U20 Women's European Championship Portugal 2022 Semi-Final



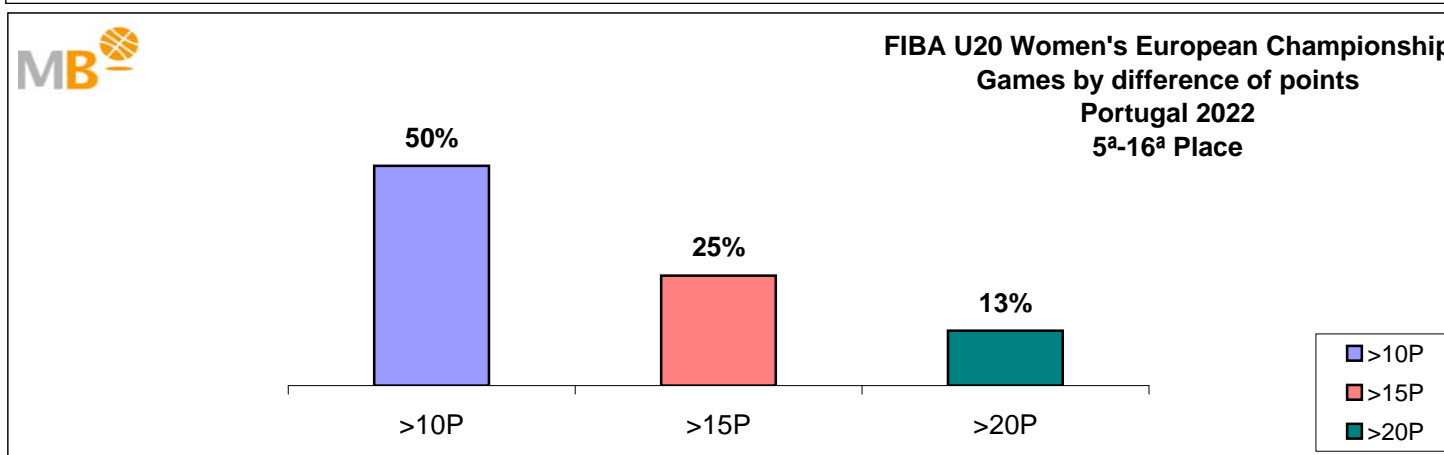
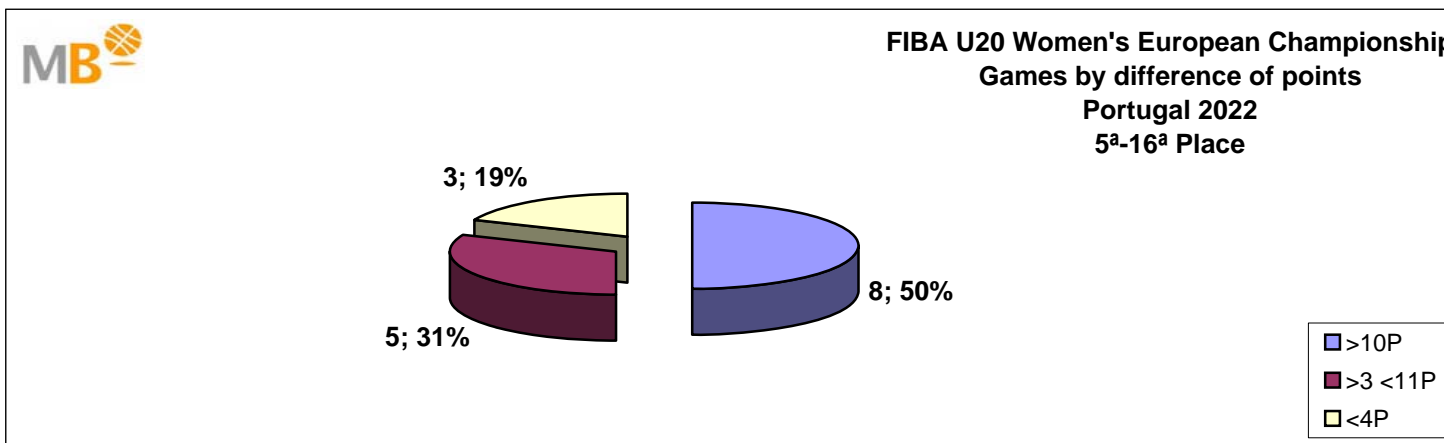
>10P	Games finished with a difference of more than 10 points
>15P	Games finished with a difference of more than 15 points
>20P	Games finished with a difference of more than 20 points
>3<11P	Games finished with a difference between 4 and 10 points
<4P	Games finished with a difference of less than 4 points

**Games: 2**  
**26-Aug-22**

# FIBA U20 Women's European Championship

## Portugal 2022

### 5ª-16ª Place

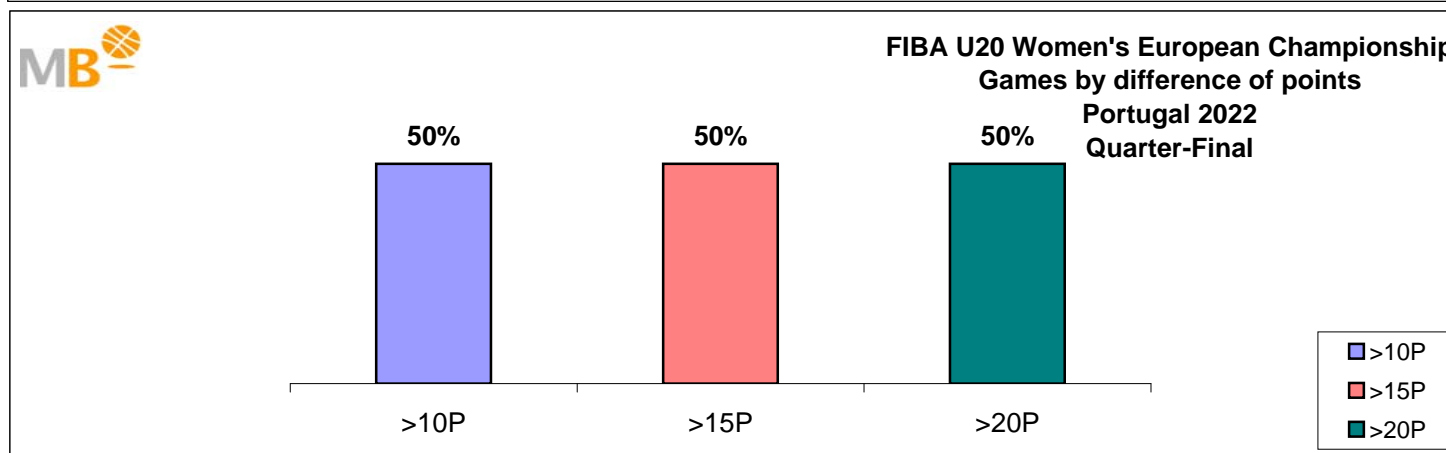
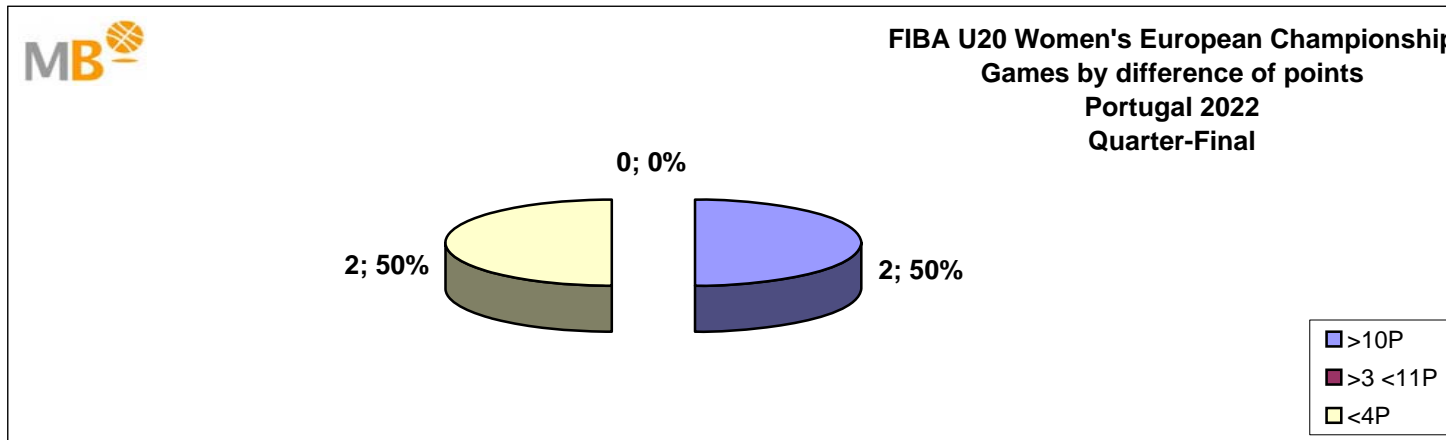


- >10P Games finished with a difference of more than 10 points
- >15P Games finished with a difference of more than 15 points
- >20P Games finished with a difference of more than 20 points
- >3<11P Games finished with a difference between 4 and 10 points
- <4P Games finished with a difference of less than 4 points

**Games: 16**

**27-Aug-22**

# FIBA U20 Women's European Championship Portugal 2022 Quarter-Final

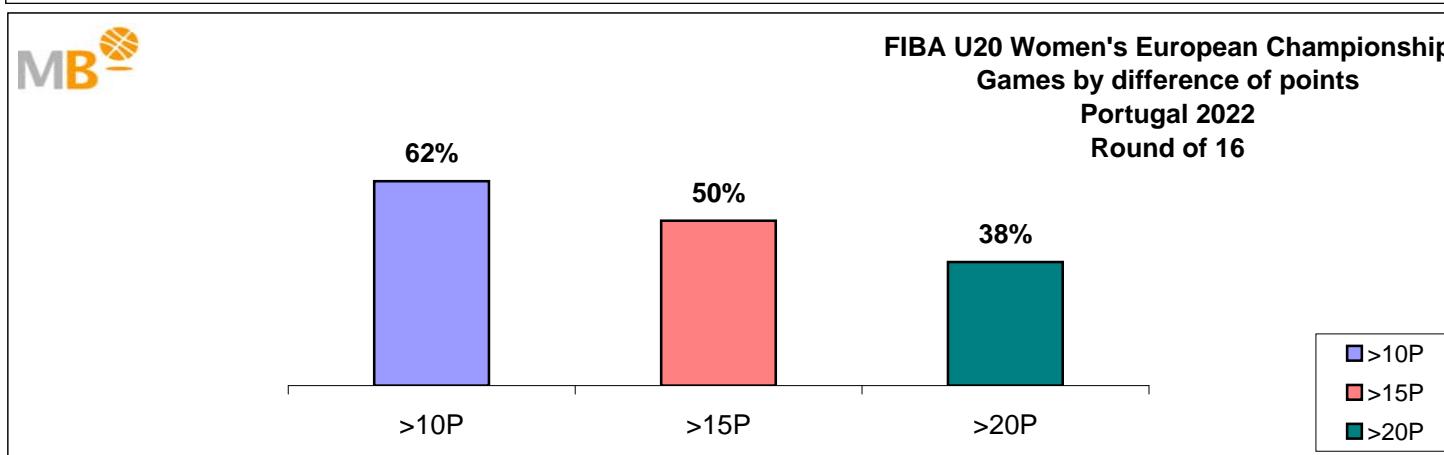
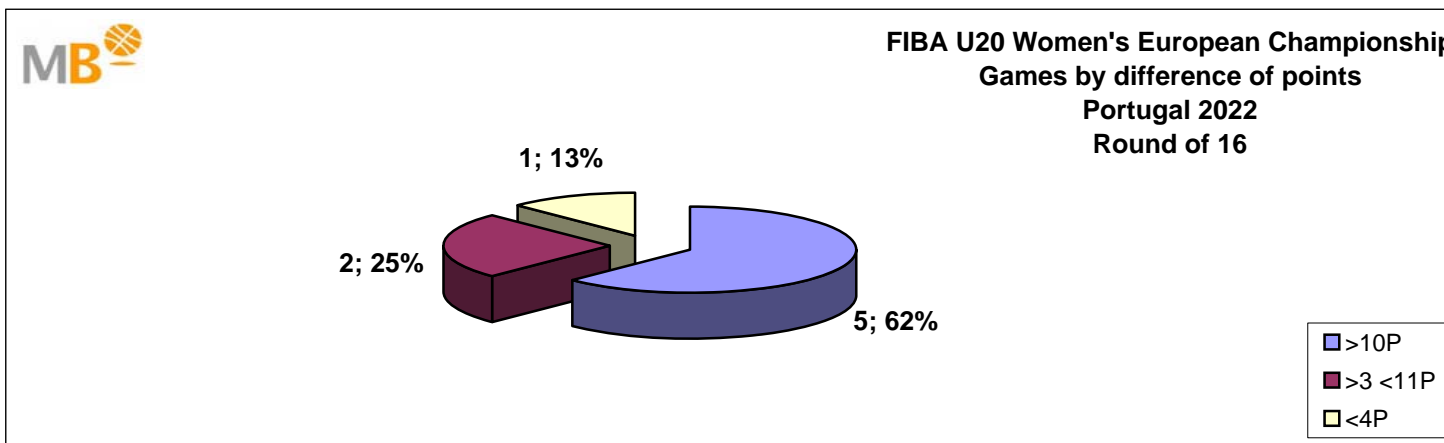


- >10P Games finished with a difference of more than 10 points
- >15P Games finished with a difference of more than 15 points
- >20P Games finished with a difference of more than 20 points
- >3<11P Games finished with a difference between 4 and 10 points
- <4P Games finished with a difference of less than 4 points

**Games:** 4

**24-Aug-22**

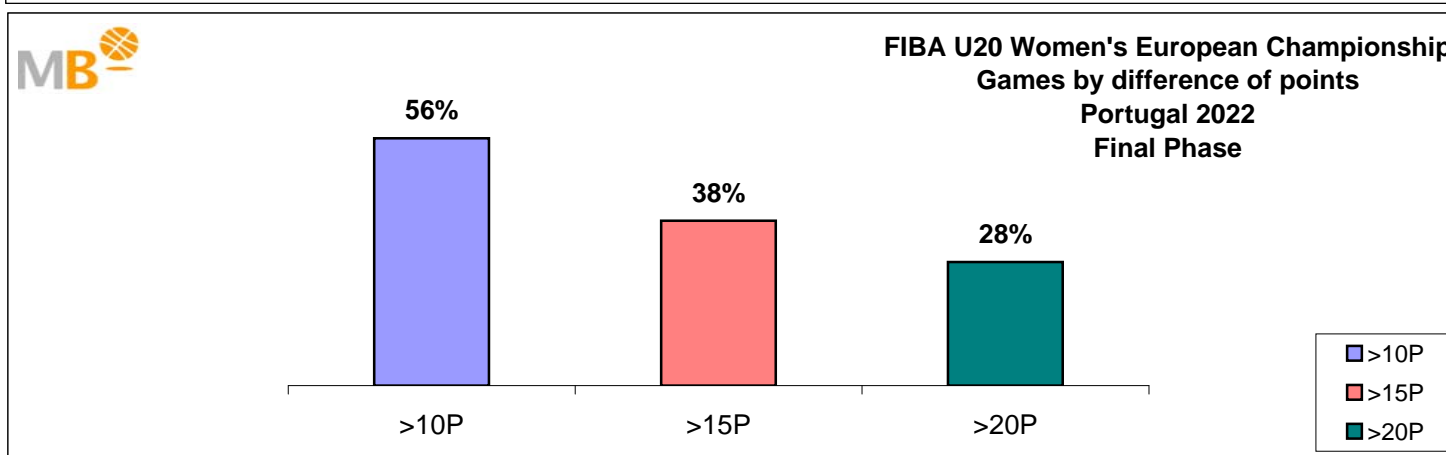
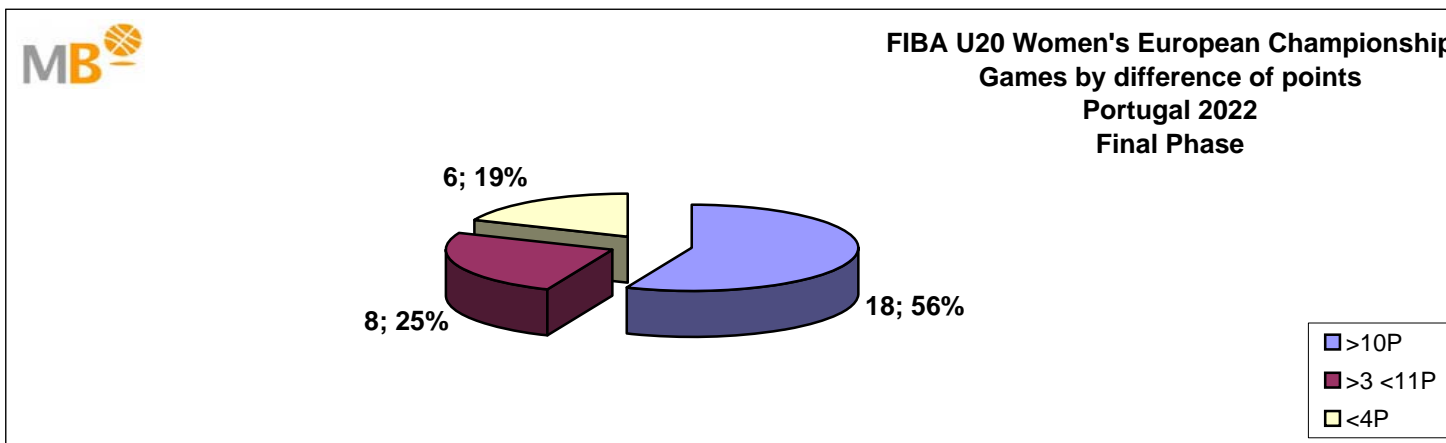
# FIBA U20 Women's European Championship Portugal 2022 Round of 16



- >10P Games finished with a difference of more than 10 points
- >15P Games finished with a difference of more than 15 points
- >20P Games finished with a difference of more than 20 points
- >3<11P Games finished with a difference between 4 and 10 points
- <4P Games finished with a difference of less than 4 points

**Games: 8**  
**23-Aug-22**

# FIBA U20 Women's European Championship Portugal 2022 Final Phase



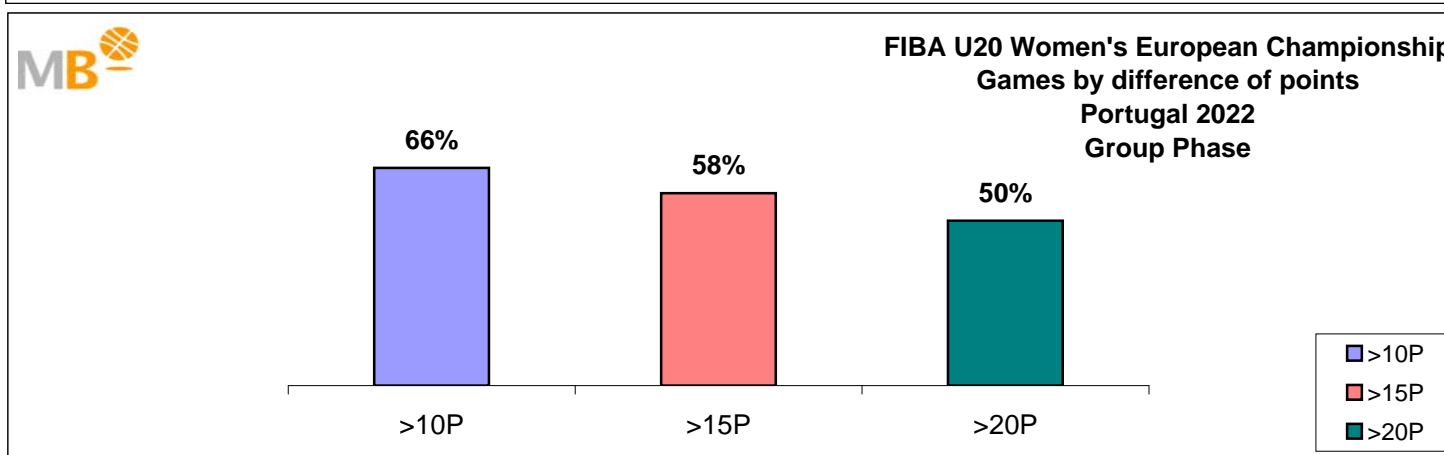
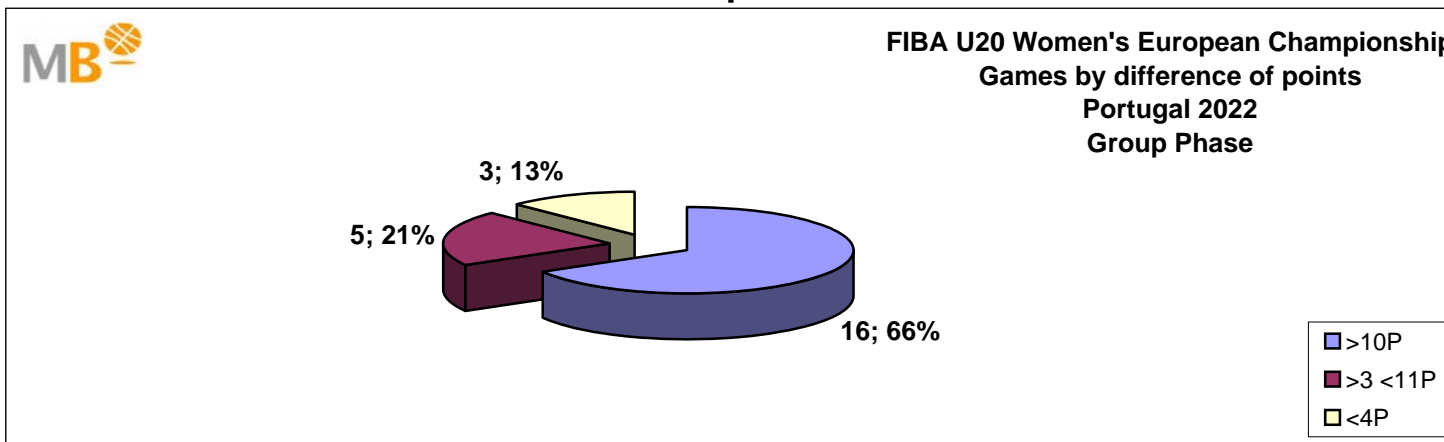
- >10P Games finished with a difference of more than 10 points
- >15P Games finished with a difference of more than 15 points
- >20P Games finished with a difference of more than 20 points
- >3<11P Games finished with a difference between 4 and 10 points
- <4P Games finished with a difference of less than 4 points

**Games: 32**

**27-Aug-22**



# FIBA U16 Women's European Championship Portugal 2022 Group Phase



- >10P** Games finished with a difference of more than 10 points
- >15P** Games finished with a difference of more than 15 points
- >20P** Games finished with a difference of more than 20 points
- >3<11P** Games finished with a difference between 4 and 10 points
- <4P** Games finished with a difference of less than 4 points

**Games: 24**

**21-Aug-22**

# FIBA U16 Women's European Championship

## Portugal 2022



### Group Phase

#### Group A

6/6 games played

#	Team	GAMES				STREAK	GAME POINTS					POINTS
		P	W	L	%	Last 5	For	Agt	+/-	FA	AA	
1	Hungary	3	3	0	100	11011	181	140	41	60.3	46.7	6
2	Croatia	3	2	1	66.7	11101	174	163	11	58	54.3	5
3	Italy	3	1	2	33.3	01000	158	170	-12	52.7	56.7	4
4	Finland	3	0	3	0	00001	137	177	-40	45.7	59	3

[SHOW GAMES](#)

#### Group B

6/6 games played

#	Team	GAMES				STREAK	GAME POINTS					POINTS
		P	W	L	%	Last 5	For	Agt	+/-	FA	AA	
1	Spain	3	3	0	100	11111	224	114	110	74.7	38	6
2	Lithuania	3	2	1	66.7	00001	182	179	3	60.7	59.7	5
3	Slovenia	3	1	2	33.3	01010	151	213	-62	50.3	71	4
4	Germany	3	0	3	0	00010	134	185	-51	44.7	61.7	3

[SHOW GAMES](#)

#### Group C

6/6 games played

#	Team	GAMES				STREAK	GAME POINTS					POINTS
		P	W	L	%	Last 5	For	Agt	+/-	FA	AA	
1	Belgium	3	3	0	100	11100	184	166	18	61.3	55.3	6
2	Portugal	3	2	1	66.7	01100	186	164	22	62	54.7	5
3	Latvia	3	1	2	33.3	00111	198	201	-3	66	67	4
4	Poland	3	0	3	0	00001	160	197	-37	53.3	65.7	3

[SHOW GAMES](#)

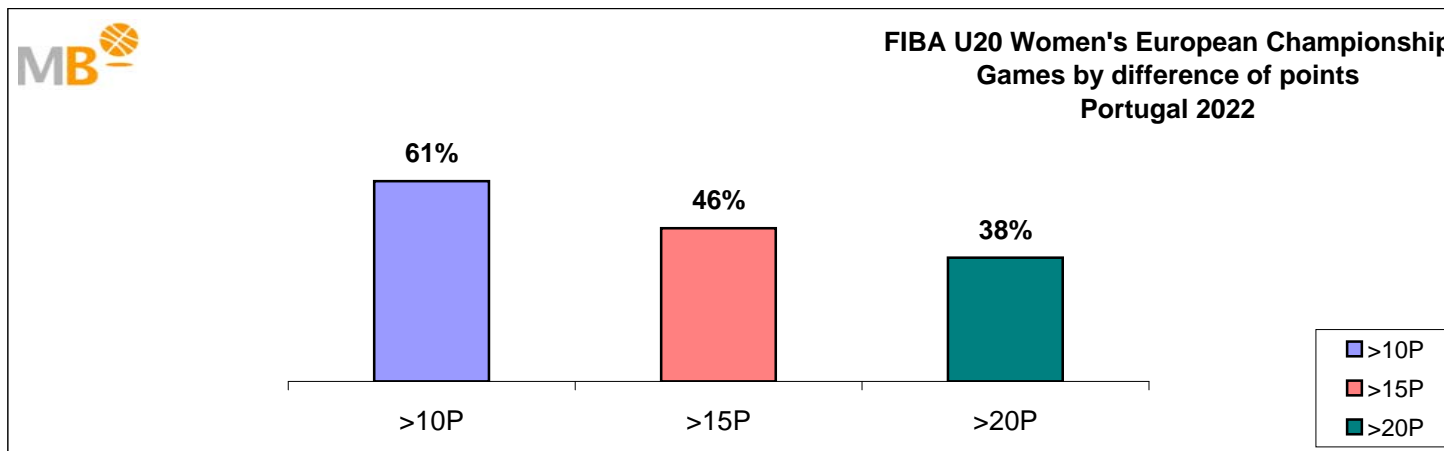
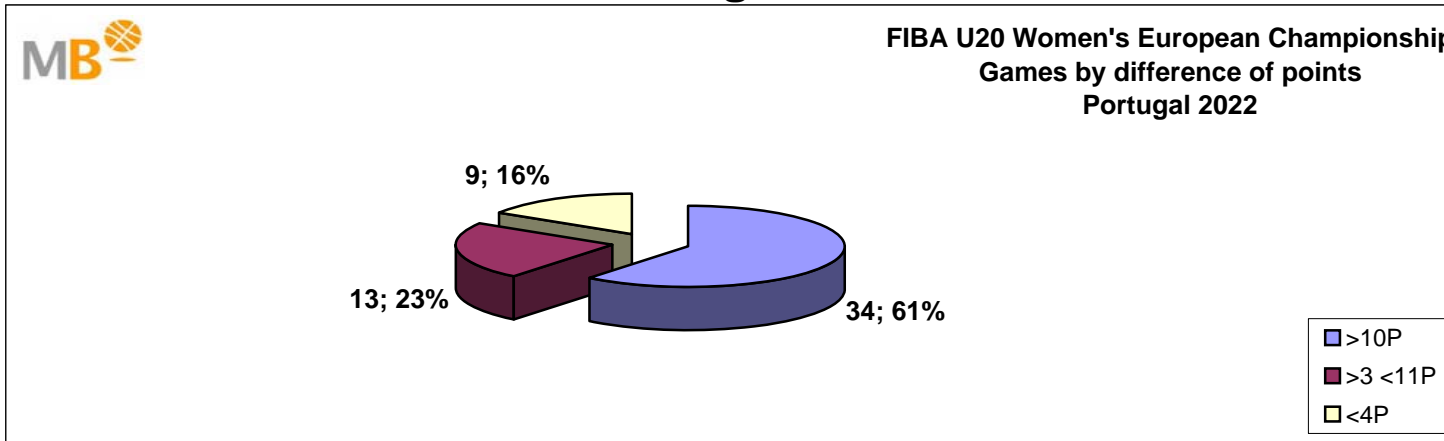
#### Group D

6/6 games played

#	Team	GAMES				STREAK	GAME POINTS					POINTS
		P	W	L	%	Last 5	For	Agt	+/-	FA	AA	
1	France	3	3	0	100	11111	257	123	134	85.7	41	6
2	Greece	3	2	1	66.7	01111	185	173	12	61.7	57.7	5
3	Czech Republic	3	1	2	33.3	00100	167	198	-31	55.7	66	4
4	Denmark	3	0	3	0	00000	136	251	-115	45.3	83.7	3

[SHOW GAMES](#)

## FIBA U16 Women's European Championship Portugal 2022



- >10P Games finished with a difference of more than 10 points
- >15P Games finished with a difference of more than 15 points
- >20P Games finished with a difference of more than 20 points
- >3<11P Games finished with a difference between 4 and 10 points
- <4P Games finished with a difference of less than 4 points

**Games: 56**

**27-Aug-22**