

# FIBA U17 Women's Basketball World Cup

## Belarus 2018

### España

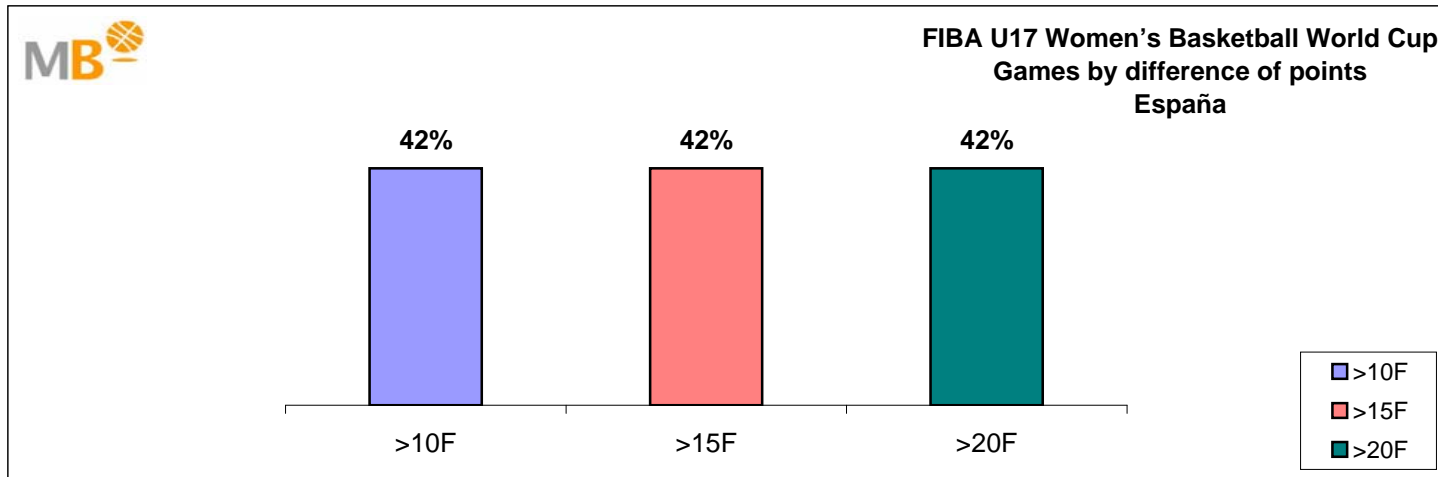
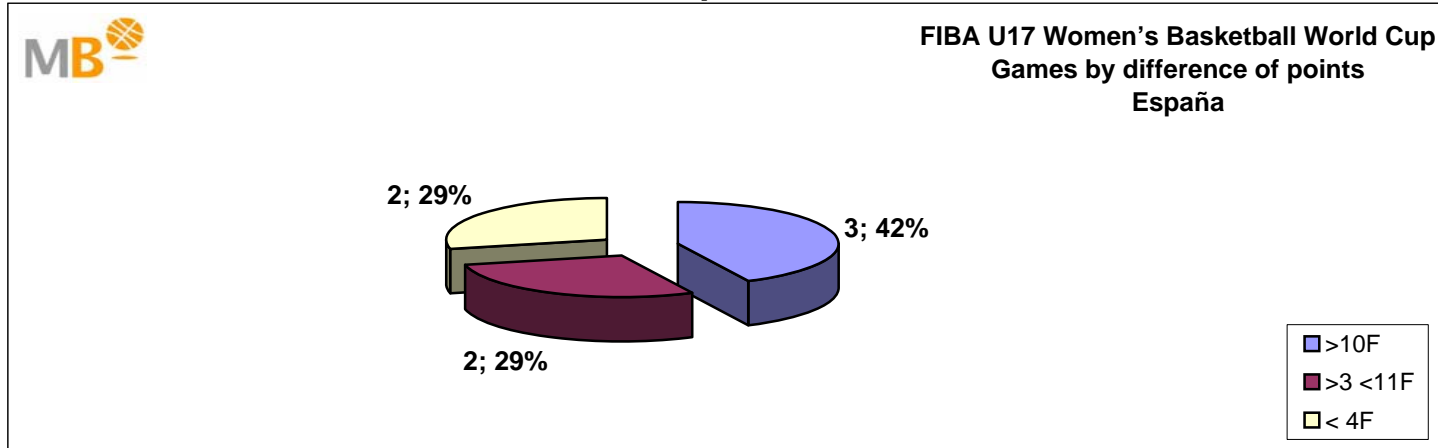
#### News

#### TOTALES

Points/Minute		40'	40'		40'			
R. Carrera	0,50	20	L. Mendez	0,17	7	L. Moya	0,28	11
N. Hermosa	0,43	17	Z. Hernandez	0,37	15	A. Caballero	0,28	11
H. Pueyo	0,38	15	E. Puiggros	0,21	8	V. Verano	0,05	2
C. Carbonell	0,27	11	N. Galve	0,20	8	A. Gamarra	0,33	13
Rebounds/Minute		40'	40'		40'			
R. Carrera	0,27	11	L. Mendez	0,10	4	L. Moya	0,21	8
N. Hermosa	0,37	15	Z. Hernandez	0,07	3	A. Caballero	0,21	8
H. Pueyo	0,17	7	E. Puiggros	0,10	4	V. Verano	0,07	3
C. Carbonell	0,12	5	N. Galve	0,10	4	A. Gamarra	0,17	7
Assists/Minute		40'	40'		40'			
R. Carrera	0,05	2	L. Mendez	0,11	4	L. Moya	0,02	1
N. Hermosa	0,05	2	Z. Hernandez	0,05	2	A. Caballero	0,03	1
H. Pueyo	0,09	4	E. Puiggros	0,11	4	V. Verano	0,14	6
C. Carbonell	0,04	1	N. Galve	0,09	4	A. Gamarra	0,17	7
Efe/Minute		40'	40'		40'			
R. Carrera	0,53	21	L. Mendez	0,17	7	L. Moya	0,40	16
N. Hermosa	0,60	24	Z. Hernandez	0,18	7	A. Caballero	0,21	8
H. Pueyo	0,46	18	E. Puiggros	0,12	5	V. Verano	0,05	2
C. Carbonell	0,26	11	N. Galve	0,23	9	A. Gamarra	0,67	27

# FIBA U17 Women's Basketball World Cup Belarus 2018

España



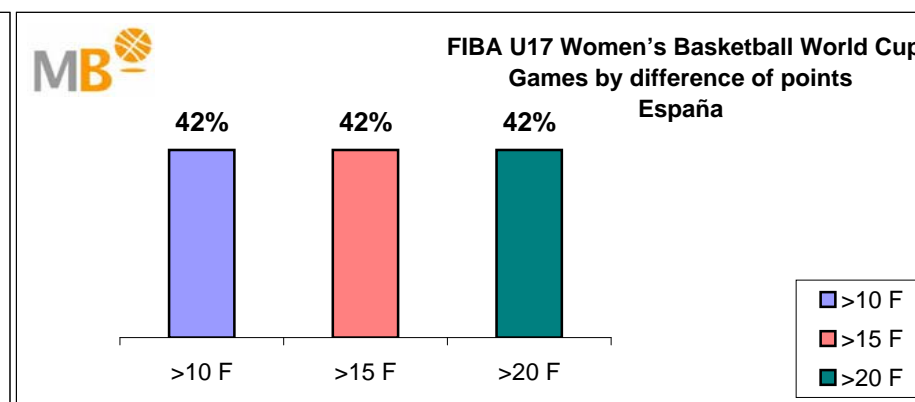
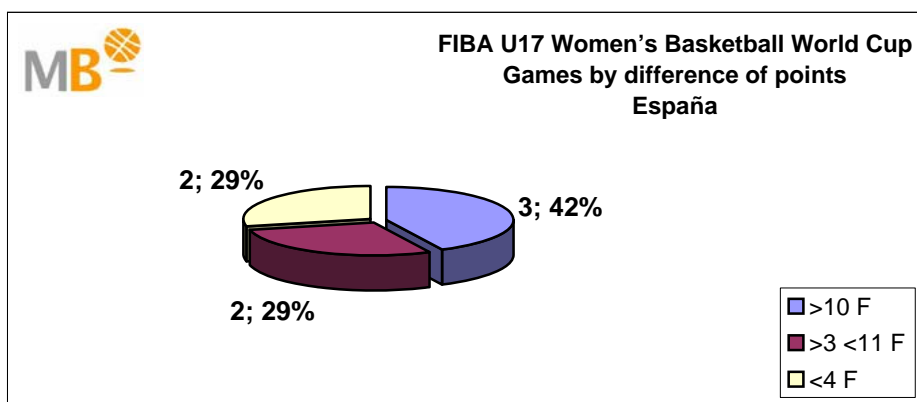
- >10 F** Games finished with a difference of more than 10 points
- >15 F** Games finished with a difference of more than 15 points
- >20 F** Games finished with a difference of more than 20 points
- >3<11 F** Games finished with a difference between 4 and 10 points
- <4 F** Games finished with a difference of less than 4 points

**Games:** 7  
**29-Jul-18**  
**3-4**

# FIBA U17 Women's Basketball World Cup Belarus 2018



Games	Score	1Q	2Q	3Q	4Q	O	O	T	T	E2°Q	E3°Q	>10 2°	>10 3°	>10 F	>3 <11 F	<4 F						
1 Nueva Zelanda-España	<b>48-83</b>	19	22	12	17	9	18	8	26			48	83	31	39	40	57	0	1	1	0	0
2 España-Argentina	<b>67-76</b>	13	13	14	16	22	15	15	20	3	12	67	76	27	29	49	44	0	0	0	1	0
3 España-Hungría	<b>56-57</b>	19	13	13	9	10	19	14	16			56	57	32	22	42	41	0	0	0	0	1
4 España-Canadá	<b>72-50</b>	14	12	21	6	14	17	23	15			72	50	35	18	49	35	1	1	1	0	0
5 Estados Unidos-España	<b>66-31</b>	17	8	17	10	17	4	14	9			65	31	34	18	51	22	1	1	1	0	0
6 Japón-España	<b>68-69</b>	17	21	15	14	25	13	11	21			68	69	32	35	57	48	0	0	0	0	1
7 Italia-España	<b>65-58</b>	17	10	12	14	19	21	17	13			65	58	29	24	48	45	0	0	0	1	0
																		<b>2</b>	<b>3</b>	<b>3</b>	<b>2</b>	<b>2</b>



- >10 F** Games finished with a difference of more than 10 points
- >15 F** Games finished with a difference of more than 15 points
- >20 F** Games finished with a difference of more than 20 points
- >3 <11 F** Games finished with a difference between 4 and 10 points
- <4F** Games finished with a difference of less than 4 points



# FIBA U17 Women's Basketball World Cup Belarus 2018

## STATISTICS



### España

#### TOTAL

#	Players	G	Min	Shots				Rebounds										Ef	Pts
				FG	2pts	3pts	FT	O	D	Tot	As	PF	To	St	BS	+/-			
17	<u>I. Junio</u>	7	160	22/4450%	17/3154.8%	5/1338.5%	12/2450%	10	32	42	18	11	15	10	1	36	83	61	
12	<u>M. Barneda</u>	7	150	21/5538.2%	17/3351.5%	4/2218.2%	8/1080%	9	15	24	17	12	8	11	0	13	62	54	
10	<u>P. Ginzo</u>	7	157	24/6536.9%	23/6435.9%	1/1100%	4/757.1%	21	21	42	14	4	13	6	1	-23	59	53	
13	<u>L. Sole</u>	7	131	18/4936.7%	18/4837.5%	0/10%	7/1163.6%	18	13	31	8	5	10	3	1	-32	41	43	
4	<u>L. Alonso</u>	7	138	17/3745.9%	12/2060%	5/1729.4%	3/475%	0	16	16	14	7	14	9	1	-31	47	42	
14	<u>S. Iparragirre</u>	7	91	15/3542.9%	9/1656.2%	6/1931.6%	5/683.3%	4	10	14	4	3	8	11	1	0	42	41	
15	<u>U. Diallo</u>	7	123	18/4045%	18/3946.2%	0/10%	5/1050%	15	17	32	7	14	7	3	0	16	49	41	
8	<u>I. Etxarri</u>	7	129	15/4533.3%	14/4233.3%	1/333.3%	9/1369.2%	11	15	26	13	10	5	8	7	-39	55	40	
5	<u>M. Eraunceta</u>	7	103	15/4136.6%	15/4037.5%	0/10%	4/1233.3%	9	10	19	10	16	10	7	3	13	29	34	
9	<u>A. Ayuso</u>	7	108	9/3030%	9/1850%	0/120%	8/8100%	4	9	13	14	5	19	4	0	-9	17	26	
7	<u>L. Pena</u>	7	81	5/2025%	4/1330.8%	1/714.3%	8/1080%	1	6	7	14	8	10	7	0	16	20	19	
16	<u>M. Brotons</u>	4	26	2/1020%	2/1020%	0/0-%	1/250%	6	1	7	0	4	1	1	0	20	3	5	
Equipo/Entrenadores								18	20	38	0	0	12	0	0	0	0.0		
TOTALES			1398	181/47138.4%	158/37442.2%	23/9723.7%	74/11763.2%	126	185	311	133	99	132	80	15	-20	507.0	459	

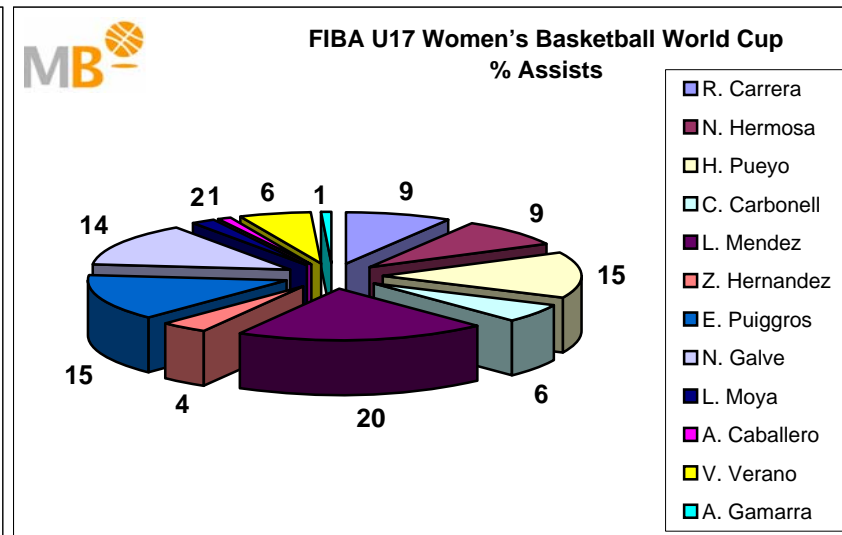
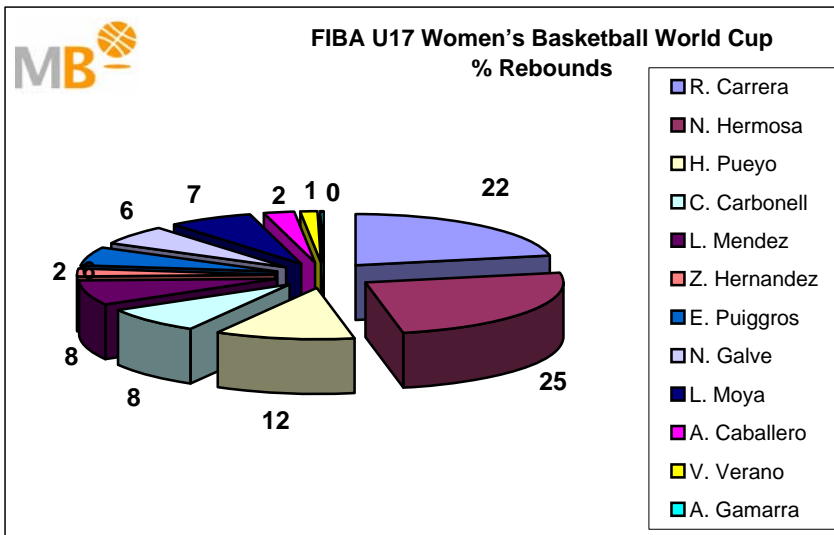
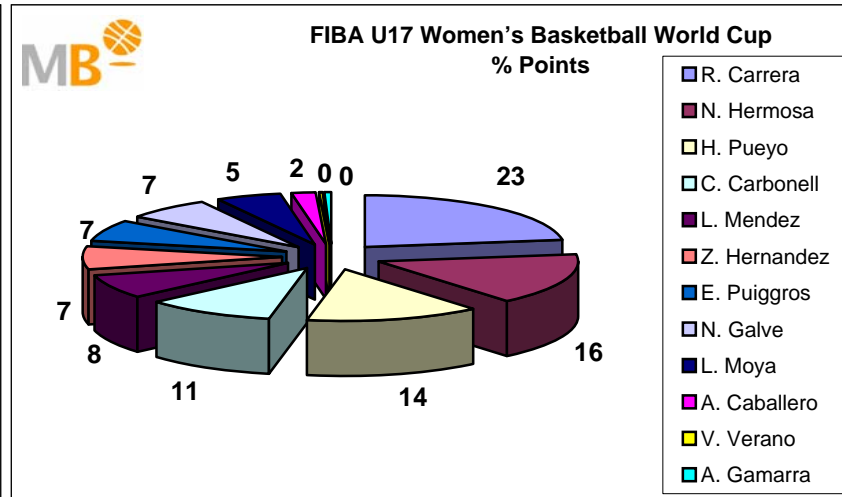
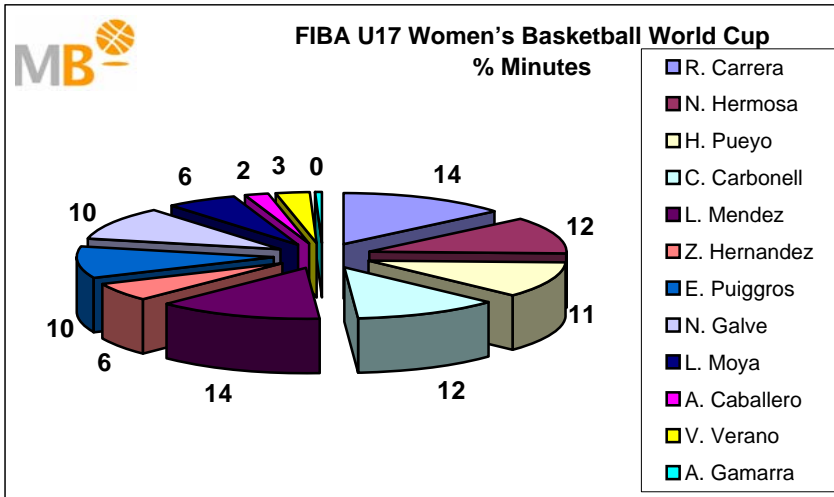
#### AVERAGE

#	Players	G	Min	Shots				Rebounds										Ef	Pts
				FG	2pts	3pts	FT	O	D	Tot	As	PF	To	St	BS	+/-			
17	<u>I. Junio</u>	7	22.9	3.1/6.350%	2.4/4.454.8%	0.7/1.938.5%	1.7/3.450%	1.4	4.6	6.0	2.6	1.6	2.1	1.4	0.1	5.1	11.9	8,7	
12	<u>M. Barneda</u>	7	21.5	3.0/7.938.2%	2.4/4.751.5%	0.6/3.118.2%	1.1/1.480%	1.3	2.1	3.4	2.4	1.7	1.1	1.6	0.0	1.9	8.9	7,7	
10	<u>P. Ginzo</u>	7	22.4	3.4/9.336.9%	3.3/9.135.9%	0.1/0.1100%	0.6/1.057.1%	3.0	3.0	6.0	2.0	0.6	1.9	0.9	0.1	-3.3	8.4	7,6	
13	<u>L. Sole</u>	7	18.8	2.6/7.036.7%	2.6/6.937.5%	0.0/0.10%	1.0/1.663.6%	2.6	1.9	4.4	1.1	0.7	1.4	0.4	0.1	-4.6	5.9	6,1	
4	<u>L. Alonso</u>	7	19.7	2.4/5.345.9%	1.7/2.960%	0.7/2.429.4%	0.4/0.675%	0.0	2.3	2.3	2.0	1.0	2.0	1.3	0.1	-4.4	6.7	6	
14	<u>S. Iparragirre</u>	7	13.0	2.1/5.042.9%	1.3/2.356.2%	0.9/2.731.6%	0.7/0.983.3%	0.6	1.4	2.0	0.6	0.4	1.1	1.6	0.1	0.0	6.0	5,9	
15	<u>U. Diallo</u>	7	17.6	2.6/5.745%	2.6/5.646.2%	0.0/0.10%	0.7/1.450%	2.1	2.4	4.6	1.0	2.0	1.0	0.4	0.0	2.3	7.0	5,9	
8	<u>I. Etxarri</u>	7	18.4	2.1/6.433.3%	2.0/6.033.3%	0.1/0.433.3%	1.3/1.969.2%	1.6	2.1	3.7	1.9	1.4	0.7	1.1	1.0	-5.6	7.9	5,7	
5	<u>M. Eraunceta</u>	7	14.7	2.1/5.936.6%	2.1/5.737.5%	0.0/0.10%	0.6/1.733.3%	1.3	1.4	2.7	1.4	2.3	1.4	1.0	0.4	1.9	4.1	4,9	
9	<u>A. Ayuso</u>	7	15.5	1.3/4.330%	1.3/2.650%	0.0/1.70%	1.1/1.1100%	0.6	1.3	1.9	2.0	0.7	2.7	0.6	0.0	-1.3	2.4	3,7	
7	<u>L. Pena</u>	7	11.6	0.7/2.925%	0.6/1.930.8%	0.1/1.014.3%	1.1/1.480%	0.1	0.9	1.0	2.0	1.1	1.4	1.0	0.0	2.3	2.9	2,7	
16	<u>M. Brotons</u>	4	6.5	0.5/2.520%	0.5/2.520%	0.0/0.0-%	0.2/0.550%	1.5	0.3	1.8	0.0	1.0	0.3	0.3	0.0	5.0	0.8	1,3	
Equipo/Entrenadores								2.6	2.9	5.4	0.0	0.0	1.7	0.0	0.0	0.0	0.0		
TOTALES			199.8	25.9/67.338.4%	22.6/53.442.2%	3.3/13.923.7%	10.6/16.763.2%	18.0	26.4	44.4	19.0	14.1	18.9	11.4	2.1	-2.9	72.4	65,6	

# FIBA U17 Women's Basketball World Cup Belarus 2018

España

Aportaciones



# FIBA U17 Women's Basketball World Cup Belarus 2018

Italia-España (65-68)

Clasificación 5-6

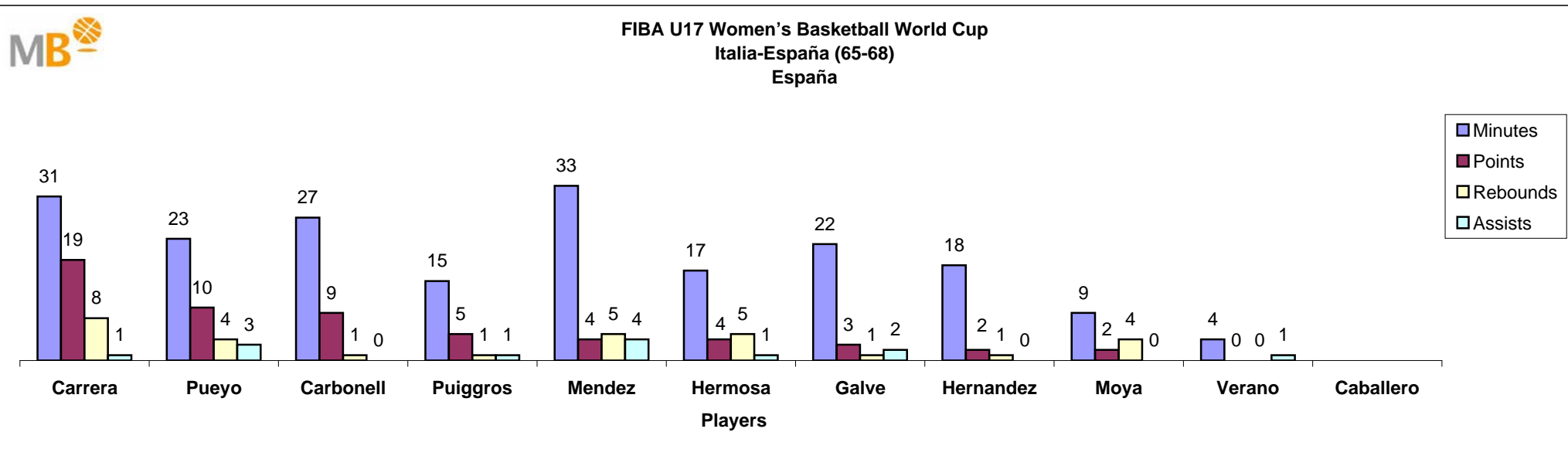
España



#	Players	MIN	PTS	Shots				Rebounds				PF	TO	STL	BLK	+/-	EF	
				FG	2PTS	3PTS	FT	OREB	DREB	REB	AST							
14	<a href="#">R. Carrera</a>	31	19	7/14 50%	7/14 50%	0/0	5/8 62.5%	4	4	8	1	3	3	2	3	-3	20	
10	<a href="#">H. Pueyo</a>	23	10	5/11 45.5%	5/9 55.6%	0/2 0%	0/1 0%	3	1	4	3	2	1	0	0	3	9	
6	<a href="#">C. Carbonell</a>	27	9	4/7 57.1%	4/5 80%	0/2 0%	1/2 50%	1	0	1	0	2	1	2	0	-7	7	
5	<a href="#">E. Puiggros</a>	15	5	1/5 20%	0/1 0%	1/4 25%	2/2 100%	0	1	1	1	2	1	0	0	-16	2	
7	<a href="#">L. Mendez</a>	33	4	2/10 20%	2/9 22.2%	0/1 0%	0/1 0%	0	5	5	4	2	2	3	1	-12	6	
12	<a href="#">N. Hermosa</a>	17	4	2/6 33.3%	2/6 33.3%	0/0	0/1 0%	0	5	5	1	5	1	0	0	-4	4	
8	<a href="#">N. Galve</a>	22	3	1/3 33.3%	1/2 50%	0/1 0%	1/2 50%	1	0	1	2	3	0	3	0	3	6	
9	<a href="#">Z. Hernandez</a>	18	2	1/5 20%	1/2 50%	0/3 0%	0/0	1	0	1	0	3	0	3	0	-1	2	
13	<a href="#">L. Moya</a>	9	2	1/2 50%	1/2 50%	0/0	0/0	2	2	4	0	1	1	1	0	-3	5	
4	<a href="#">V. Verano</a>	4	0	0/2 0%	0/2 0%	0/0	0/0	0	0	0	1	0	1	1	0	5	-1	
11	<a href="#">A. Caballero</a>	DNP																
15	<a href="#">A. Gamarra</a>	DNP																
Equipo/Entrenadores								3	2	5		0	4					
Totales		200	58	24/65 36.9%	23/52 44.2%	1/13 7.7%	9/17 52.9%	15	20	35	13	23	15	15	4	-7	12	

[Video](#)

C1	C2	C3	C4
17-10	12-14	19-21	17-13



# FIBA U17 Women's Basketball World Cup Belarus 2018

Japón-España (68-69)

Clasificación 5-8

España

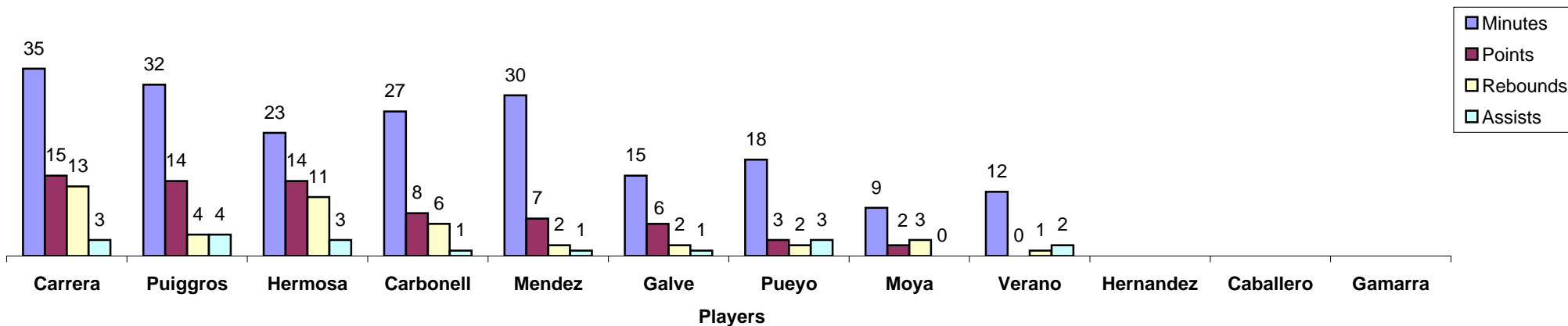


#	Players	MIN	PTS	Shots				Rebounds				PF	TO	STL	BLK	+/-	EF
				FG	2PTS	3PTS	FT	OREB	DREB	REB	AST						
14	<a href="#">R. Carrera</a>	35	15	6/12 50%	6/12 50%	0/0	3/4 75%	5	8	13	3	3	2	1	0	2	23
5	<a href="#">E. Puiggros</a>	32	14	6/12 50%	4/7 57.1%	2/5 40%	0/0	0	4	4	4	3	2	2	0	1	16
12	<a href="#">N. Hermosa</a>	23	14	6/14 42.9%	6/14 42.9%	0/0	2/4 50%	3	8	11	3	4	1	1	0	8	18
6	<a href="#">C. Carbonell</a>	27	8	3/7 42.9%	1/5 20%	2/2 100%	0/0	0	6	6	1	1	3	0	1	6	9
7	<a href="#">L. Mendez</a>	30	7	3/8 37.5%	2/5 40%	1/3 33.3%	0/2 0%	2	0	2	1	0	0	0	0	9	3
8	<a href="#">N. Galve</a>	15	6	2/5 40%	1/4 25%	1/1 100%	1/1 100%	1	1	2	1	4	0	0	0	-6	6
10	<a href="#">H. Pueyo</a>	18	3	1/5 20%	0/2 0%	1/3 33.3%	0/0	1	1	2	3	2	1	1	0	-3	4
13	<a href="#">L. Moya</a>	9	2	1/5 20%	1/5 20%	0/0	0/0	3	0	3	0	1	0	0	2	-8	3
4	<a href="#">V. Verano</a>	12	0	0/0	0/0	0/0	0/0	0	1	1	2	0	2	1	0	-4	2
9	<a href="#">Z. Hernandez</a>	DNP															
11	<a href="#">A. Caballero</a>	DNP															
15	<a href="#">A. Gamarra</a>	DNP															
Equipo/Entrenadores								3	3	6		0	5				
Totales		200	69	28/68 41.2%	21/54 38.9%	7/14 50%	6/11 54.5%	18	32	50	18	18	16	6	3	1	15

[Video](#)

C1	C2	C3	C4
17-21	15-14	25-13	11-21

FIBA U17 Women's Basketball World Cup  
Japón-España (68-69)  
España



# FIBA U17 Women's Basketball World Cup Belarus 2018

Estados Unidos-España (66-31)



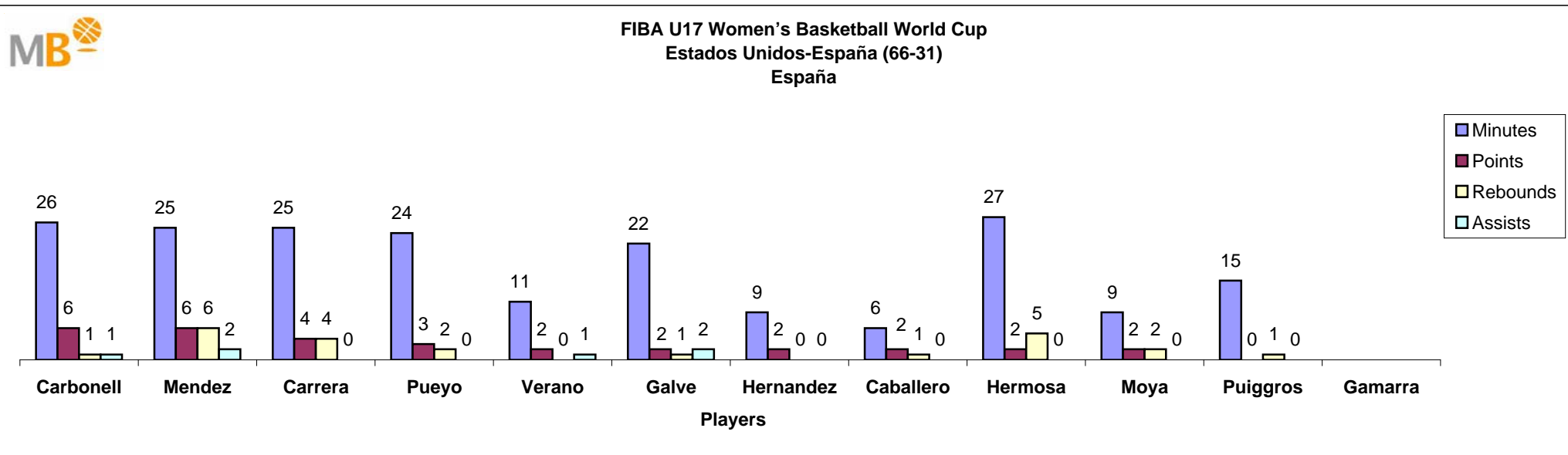
Cuartos de Final

España

#	Players	MIN	PTS	Shots				Rebounds				PF	TO	STL	BLK	+/-	EF	
				FG	2PTS	3PTS	FT	OREB	DREB	REB	AST							
6	<a href="#">C. Carbonell</a>	26	6	2/4 50%	2/3 66.7%	0/1 0%	2/2 100%	0	1	1	1	0	1	3	0	-27	8	
7	<a href="#">L. Mendez</a>	25	6	3/6 50%	3/6 50%	0/0	0/0	1	5	6	2	1	4	0	0	-22	7	
14	<a href="#">R. Carrera</a>	25	4	1/8 12.5%	1/7 14.3%	0/1 0%	2/4 50%	1	3	4	0	2	2	3	1	-21	1	
10	<a href="#">H. Pueyo</a>	24	3	1/6 16.7%	1/5 20%	0/1 0%	1/2 50%	1	1	2	0	1	2	1	0	-20	-2	
4	<a href="#">V. Verano</a>	11	2	1/4 25%	1/3 33.3%	0/1 0%	0/0	0	0	0	1	0	0	1	0	-4	1	
8	<a href="#">N. Galve</a>	22	2	1/6 16.7%	1/6 16.7%	0/0	0/2 0%	0	1	1	2	2	3	2	0	-16	-3	
9	<a href="#">Z. Hernandez</a>	9	2	1/2 50%	1/2 50%	0/0	0/0	0	0	0	0	1	3	1	0	-9	-1	
11	<a href="#">A. Caballero</a>	6	2	1/2 50%	1/2 50%	0/0	0/0	0	1	1	0	1	1	0	0	-4	1	
12	<a href="#">N. Hermosa</a>	27	2	1/6 16.7%	1/6 16.7%	0/0	0/0	2	3	5	0	1	0	1	1	-26	4	
13	<a href="#">L. Moya</a>	9	2	1/3 33.3%	1/3 33.3%	0/0	0/0	0	2	2	0	0	0	2	1	-8	5	
5	<a href="#">E. Puiggros</a>	15	0	0/6 0%	0/2 0%	0/4 0%	0/0	0	1	1	0	1	3	0	0	-18	-8	
15	A. Gamarra	DNP																
Equipo/Entrenadores								4	0	4	0		4					
Totales		200	31	13/53 24.5%	13/45 28.9%	0/8 0%	5/10 50%	9	18	27	6	10	23	14	3	-35	5	

[Video](#)

C1	C2	C3	C4
17-8	17-10	17-4	14-9





# FIBA U17 Women's Basketball World Cup Belarus 2018

España-Canadá (72-50)

Octavos-Final

España

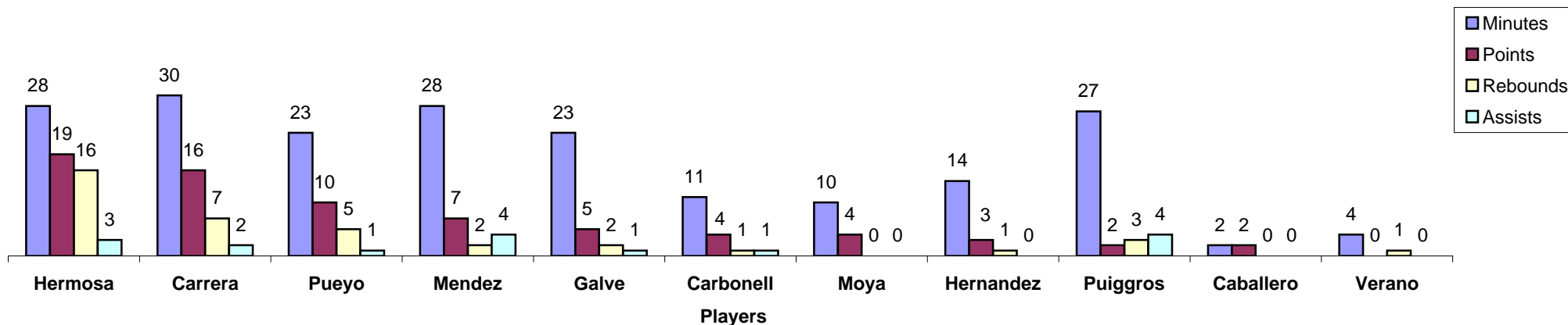


#	Players	MIN	PTS	Shots				Rebounds				PF	TO	STL	BLK	+/-	EF
				FG	2PTS	3PTS	FT	OREB	DREB	REB	AST						
12	<a href="#">N. Hermosa</a>	28	19	8/16 50%	8/16 50%	0/0	3/3 100%	10	6	16	3	2	0	0	1	18	31
14	<a href="#">R. Carrera</a>	30	16	7/18 38.9%	7/18 38.9%	0/0	2/4 50%	1	6	7	2	1	2	4	0	24	14
10	<a href="#">H. Pueyo</a>	23	10	4/6 66.7%	3/4 75%	1/2 50%	1/1 100%	2	3	5	1	3	1	0	0	27	13
7	<a href="#">L. Mendez</a>	28	7	3/5 60%	3/5 60%	0/0	1/1 100%	1	1	2	4	0	3	1	0	14	9
8	<a href="#">N. Galve</a>	23	5	2/6 33.3%	2/6 33.3%	0/0	1/1 100%	1	1	2	1	1	1	2	0	7	5
6	<a href="#">C. Carbonell</a>	11	4	2/4 50%	2/3 66.7%	0/1 0%	0/0	1	0	1	1	0	0	0	0	6	4
13	<a href="#">L. Moya</a>	10	4	2/4 50%	2/4 50%	0/0	0/0	0	0	0	0	1	1	0	0	-3	1
9	<a href="#">Z. Hernandez</a>	14	3	1/6 16.7%	0/1 0%	1/5 20%	0/0	0	1	1	0	0	0	0	0	9	-1
5	<a href="#">E. Puiggros</a>	27	2	1/9 11.1%	1/7 14.3%	0/2 0%	0/0	0	3	3	4	2	2	2	0	18	1
11	<a href="#">A. Caballero</a>	2	2	0/0	0/0	0/0	2/2 100%	0	0	0	0	1	1	0	0	-3	1
4	<a href="#">V. Verano</a>	4	0	0/2 0%	0/1 0%	0/1 0%	0/0	0	1	1	0	0	0	0	0	-4	-1
15	<a href="#">A. Gamarra</a>	2	0	0/0	0/0	0/0	0/0	0	0	0	0	1	0	0	0	-3	0
Equipo/Entrenadores								2	2	4		0	3				
Totales		200	72	30/76 39.5%	28/65 43.1%	2/11 18.2%	10/12 83.3%	18	24	42	16	12	14	9	1	22	16

[Video](#)

C1	C2	C3	C4
14-12	21-6	14-17	23-15

FIBA U17 Women's Basketball World Cup  
España-Canadá (72-50)  
España



# FIBA U17 Women's Basketball World Cup Belarus 2018

España-Hungría (56-57)

Fase de Grupos G3

España



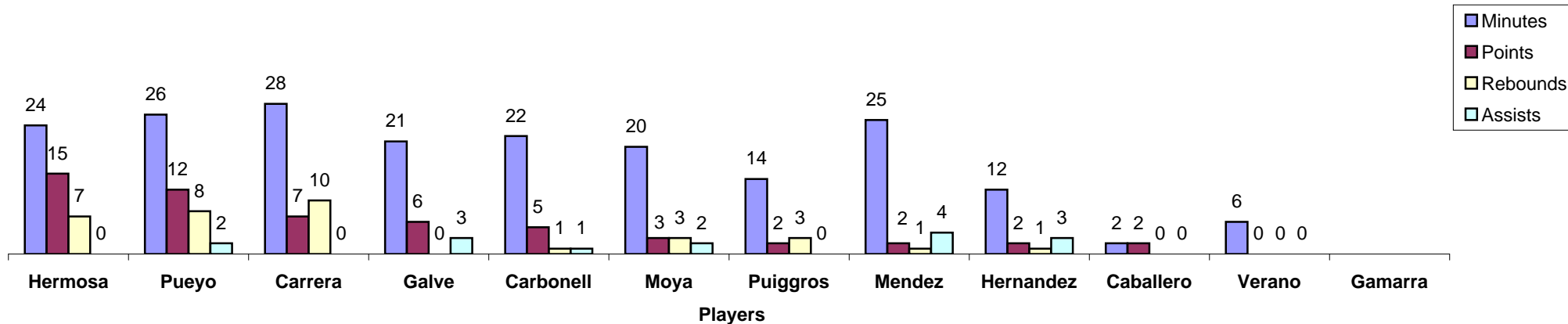
#	Players	MIN	PTS	Shots				Rebounds				PF	TO	STL	BLK	+/-	EF	
				FG	2PTS	3PTS	FT	OREB	DREB	REB	AST							
12	<a href="#">N. Hermosa</a>	24	15	6/11 54.5%	6/11 54.5%	0/0	3/4 75%	5	2	7	0	2	3	1	1	-1	15	
10	<a href="#">H. Pueyo</a>	26	12	5/8 62.5%	4/6 66.7%	1/2 50%	1/2 50%	2	6	8	2	1	1	3	1	-11	21	
14	<a href="#">R. Carrera</a>	28	7	3/16 18.8%	3/15 20%	0/1 0%	1/2 50%	6	4	10	0	1	3	1	3	-2	4	
8	<a href="#">N. Galve</a>	21	6	3/3 100%	3/3 100%	0/0	0/1 0%	0	0	0	3	1	2	0	0	11	6	
6	<a href="#">C. Carbonell</a>	22	5	2/6 33.3%	2/5 40%	0/1 0%	1/2 50%	0	1	1	1	1	3	1	0	-10	0	
13	<a href="#">L. Moya</a>	20	3	1/1 100%	1/1 100%	0/0	1/4 25%	2	1	3	2	2	1	0	1	0	5	
5	<a href="#">E. Puiggros</a>	14	2	1/5 20%	1/2 50%	0/3 0%	0/0	0	3	3	0	0	0	1	0	4	2	
7	<a href="#">L. Mendez</a>	25	2	1/5 20%	1/5 20%	0/0	0/2 0%	0	1	1	4	2	1	3	0	-3	3	
9	<a href="#">Z. Hernandez</a>	12	2	1/4 25%	1/1 100%	0/3 0%	0/2 0%	0	1	1	3	0	1	1	0	3	1	
11	<a href="#">A. Caballero</a>	2	2	1/2 50%	1/2 50%	0/0	0/0	0	0	0	0	0	2	0	0	2	-1	
4	<a href="#">V. Verano</a>	6	0	0/0	0/0	0/0	0/0	0	0	0	0	2	0	0	0	2	0	
15	<a href="#">A. Gamarra</a>	DNP																
Equipo/Entrenadores								3	5	8		0	1					
Totales		200	56	24/61 39.3%	23/51 45.1%	1/10 10%	7/19 36.8%	18	24	42	15	12	18	11	6	-1	15	

[Video](#)

C1	C2	C3	C4
19-13	13-9	10-19	14-16



FIBA U17 Women's Basketball World Cup  
España-Hungría (56-57)  
España



# FIBA U17 Women's Basketball World Cup Belarus 2018

España-Argentina (67-76)

Fase de Grupos G2

España

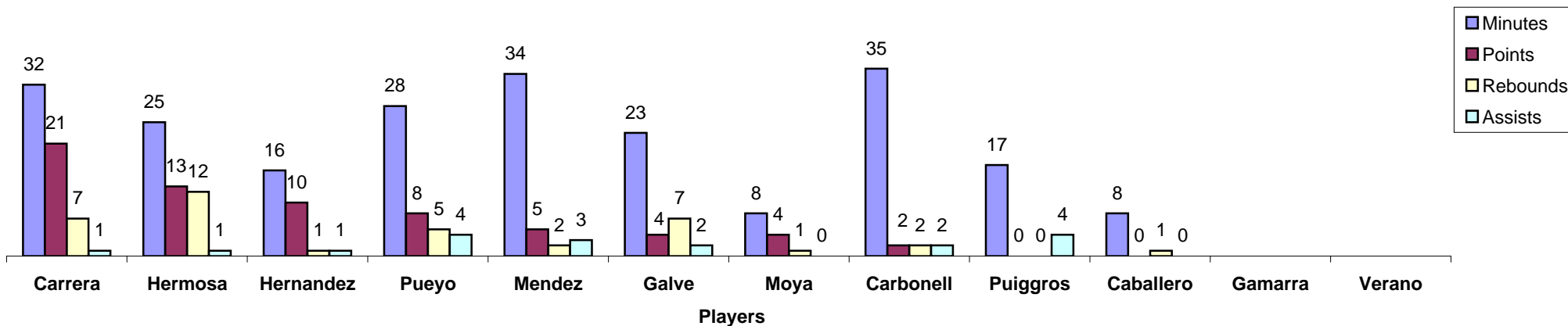


#	Players	MIN	PTS	Shots				Rebounds				PF	TO	STL	BLK	+/-	EF
				FG	2PTS	3PTS	FT	OREB	DREB	REB	AST						
14	<a href="#">R. Carrera</a>	32	21	8/16 50%	8/16 50%	0/0	5/8 62.5%	3	4	7	1	3	2	4	1	-8	21
12	<a href="#">N. Hermosa</a>	25	13	4/8 50%	4/8 50%	0/0	5/7 71.4%	8	4	12	1	4	5	3	2	-7	20
9	<a href="#">Z. Hernandez</a>	16	10	3/7 42.9%	1/2 50%	2/5 40%	2/3 66.7%	1	0	1	1	5	3	0	0	-5	4
10	<a href="#">H. Pueyo</a>	28	8	4/10 40%	4/7 57.1%	0/3 0%	0/1 0%	1	4	5	4	4	3	5	0	9	12
7	<a href="#">L. Mendez</a>	34	5	2/8 25%	2/6 33.3%	0/2 0%	1/2 50%	1	1	2	3	3	2	4	0	-14	5
8	<a href="#">N. Galve</a>	23	4	1/9 11.1%	1/7 14.3%	0/2 0%	2/2 100%	4	3	7	2	3	1	4	0	2	8
13	<a href="#">L. Moya</a>	8	4	2/4 50%	2/4 50%	0/0	0/1 0%	1	0	1	0	3	1	0	1	2	2
6	<a href="#">C. Carbonell</a>	35	2	1/6 16.7%	1/5 20%	0/1 0%	0/0 -	0	2	2	2	1	4	2	0	-16	-1
5	<a href="#">E. Puiggros</a>	17	0	0/5 0%	0/3 0%	0/2 0%	0/0 -	0	0	0	4	1	0	4	0	-3	3
11	<a href="#">A. Caballero</a>	8	0	0/3 0%	0/2 0%	0/1 0%	0/0	0	1	1	0	1	0	0	0	-5	-2
15	A. Gamarra	DNP															
4	V. Verano	DNP															
Equipo/Entrenadores								1	0	1	0	2					
Totales		225	67	25/76 32.9%	23/60 38.3%	2/16 12.5%	15/24 62.5%	20	19	39	18	28	23	26	4	-9	19

[Video](#)

C1	C2	C3	C4	P
13-13	14-16	22-15	15-20	3-12

FIBA U17 Women's Basketball World Cup  
España-Argentina (67-76)  
España



# FIBA U17 Women's Basketball World Cup Belarus 2018

Nueva Zelanda-España 48-83)

Fase de Grupos G1

España

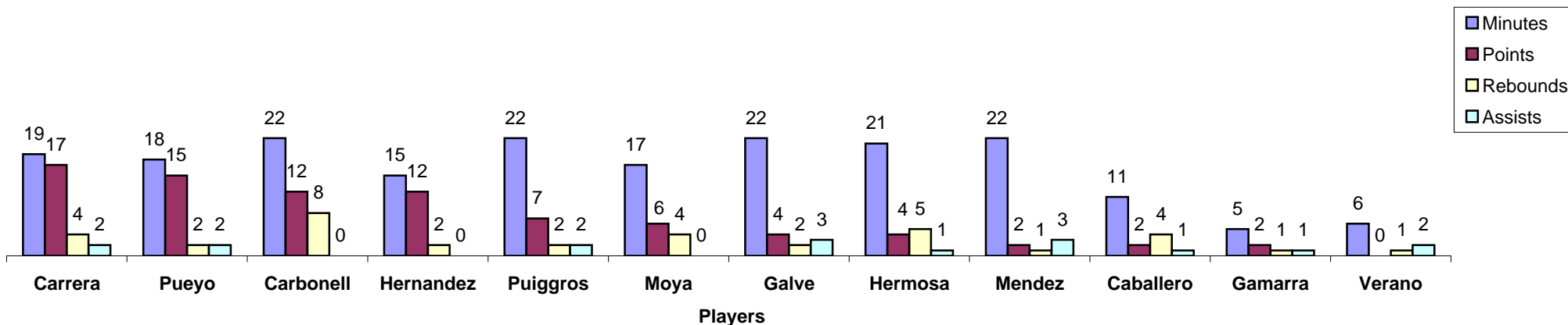


#	Players	MIN	PTS	Shots				Rebounds			AST	PF	TO	STL	BLK	+/-	EF
				FG	2PTS	3PTS	FT	OREB	DREB	REB							
14	<a href="#">R. Carrera</a>	19	17	6/8 75%	6/8 75%	0/0	5/7 71.4%	3	1	4	2	3	2	4	1	27	22
10	<a href="#">H. Pueyo</a>	18	15	6/11 54.5%	5/7 71.4%	1/4 25%	2/3 66.7%	0	2	2	2	0	1	5	0	19	17
6	<a href="#">C. Carbonell</a>	22	12	4/8 50%	3/7 42.9%	1/1 100%	3/4 75%	1	7	8	0	3	0	3	0	17	18
9	<a href="#">Z. Hernandez</a>	15	12	5/8 62.5%	3/5 60%	2/3 66.7%	0/0 -	0	2	2	0	1	1	0	0	14	10
5	<a href="#">E. Puiggros</a>	22	7	3/11 27.3%	3/7 42.9%	0/4 0%	1/2 50%	0	2	2	2	3	6	5	0	11	1
13	<a href="#">L. Moya</a>	17	6	2/2 100%	2/2 100%	0/0	2/2 100%	3	1	4	0	3	1	3	0	10	12
8	<a href="#">N. Galve</a>	22	4	1/4 25%	1/3 33.3%	0/1 0%	2/2 100%	1	1	2	3	1	1	2	0	22	7
12	<a href="#">N. Hermosa</a>	21	4	2/4 50%	2/4 50%	0/0	0/0	4	1	5	1	2	1	0	2	13	9
7	<a href="#">L. Mendez</a>	22	2	1/9 11.1%	1/5 20%	0/4 0%	0/0	0	1	1	3	1	1	3	1	19	1
11	<a href="#">A. Caballero</a>	11	2	1/2 50%	1/2 50%	0/0	0/0	2	2	4	1	0	0	1	0	4	7
15	<a href="#">A. Gamarra</a>	5	2	1/2 50%	1/2 50%	0/0	0/0	0	1	1	1	1	0	1	0	14	4
4	<a href="#">V. Verano</a>	6	0	0/3 0%	0/1 0%	0/2 0%	0/0 -	1	0	1	2	0	0	1	0	5	1
Equipo/Entrenadores								3	1	4		0	3				
Totales		200	83	32/72 44.4%	28/53 52.8%	4/19 21.1%	15/20 75%	18	22	40	17	18	17	28	4	35	15

[Video](#)

C1	C2	C3	C4
19-22	12-17	9-18	8-26

FIBA U17 Women's Basketball World Cup  
Nueva Zelanda-España 48-83)  
España





## FIBA U17 Women's Basketball World Cup Belarus 2018



# FIBA U17 Women's Basketball World Cup Belarus 2018



## GROUP A

Japón-Francia	<u>53-60</u>
Colombia-Bielorrusia	<u>75-79</u>
Francia-Colombia	<u>78-35</u>
Bielorrusia-Japón	<u>52-104</u>
Japón-Colombia	<u>72-52</u>
Bielorrusia-Francia	<u>34-64</u>

## GROUP B

China-Malí	<u>69-49</u>
Estados Unidos-Italia	<u>86-48</u>
Italia-China	<u>72-57</u>
Malí-Estados Unidos	<u>39-92</u>
China-Estados Unidos	<u>50-107</u>
Italia-Malí	<u>74-63</u>

## GROUP C

Nueva Zelanda-España	<u>48-83</u>
Argentina-Hungría	<u>61-85</u>
Hungría-Nueva Zelanda	<u>68-60</u>
España-Argentina	<u>67-76</u>
Argentina-Nueva Zelanda	<u>60-52</u>
España-Hungría	<u>56-57</u>

## GROUP D

Letonia-Canadá	<u>51-65</u>
Angola-Australia	<u>43-81</u>
Australia-Letonia	<u>60-41</u>
Canadá-Angola	<u>66-36</u>
Angola-Letonia	<u>47-68</u>
Canadá-Australia	<u>48-64</u>

### Octavos-Finals

Hungría-Angola	<u>88-48</u>
Argentina-Letonia	<u>58-72</u>
España-Canadá	<u>72-50</u>
Nueva Zelanda-Australia	<u>37-77</u>

### Quarter-Finals

Italia-Australia	<u>46-64</u>
Francia-Letonia	<u>67-43</u>
Estados Unidos-España	<u>66-31</u>
Japón-Hungría	<u>62-74</u>

### Classification 5-8

Letonia-Italia	<u>49-86</u>
Japón-España	<u>68-69</u>

### Semi-Finals

Francia-Australia	<u>68-58</u>
Hungría-Estados Unidos	<u>39-84</u>

### Classification 11-12

Nueva Zelanda-China	<u>66-88</u>
---------------------	--------------

### Classification 9-10

Malí-Canadá	<u>50-58</u>
-------------	--------------

### Classification 5-6

Italia-España	<u>65-58</u>
---------------	--------------

### Final

Francia-Estados Unidos	<u>40-92</u>
------------------------	--------------

### Octavos-Finals

Japón-China	<u>82-73</u>
Francia-Malí	<u>78-57</u>
Colombia-Estados Unidos	<u>42-98</u>
Bielorrusia-Italia	<u>50-65</u>

### Classification 9-16

China-Angola	<u>97-41</u>
Malí-Argentina	<u>63-48</u>
Colombia-Canadá	<u>51-71</u>
Bielorrusia-Nueva Zelanda	<u>59-73</u>

### Classification 9-12

Malí-Nueva Zelanda	<u>66-64</u>
China-Canadá	<u>59-74</u>

### Classification 13-16

Angola-Colombia	<u>44-49</u>
Argentina-Bielorrusia	<u>61-58</u>

### Classification 13-14

Argentina-Colombia	<u>51-47</u>
--------------------	--------------

### Classification 15-16

Bielorrusia-Angola	<u>70-58</u>
--------------------	--------------

### Classification 7-8

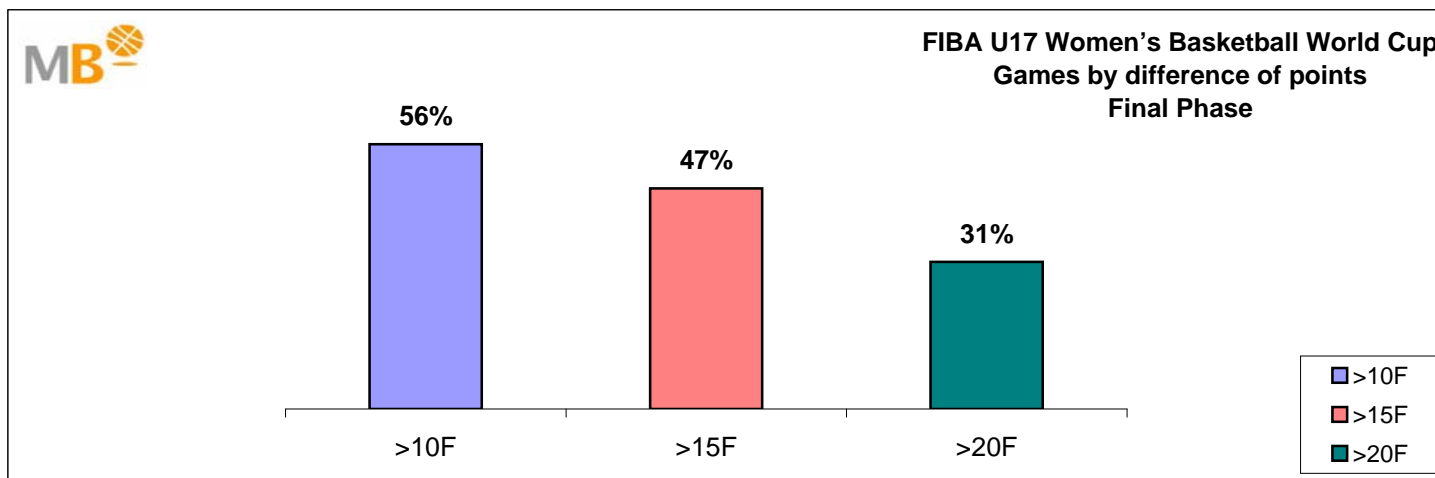
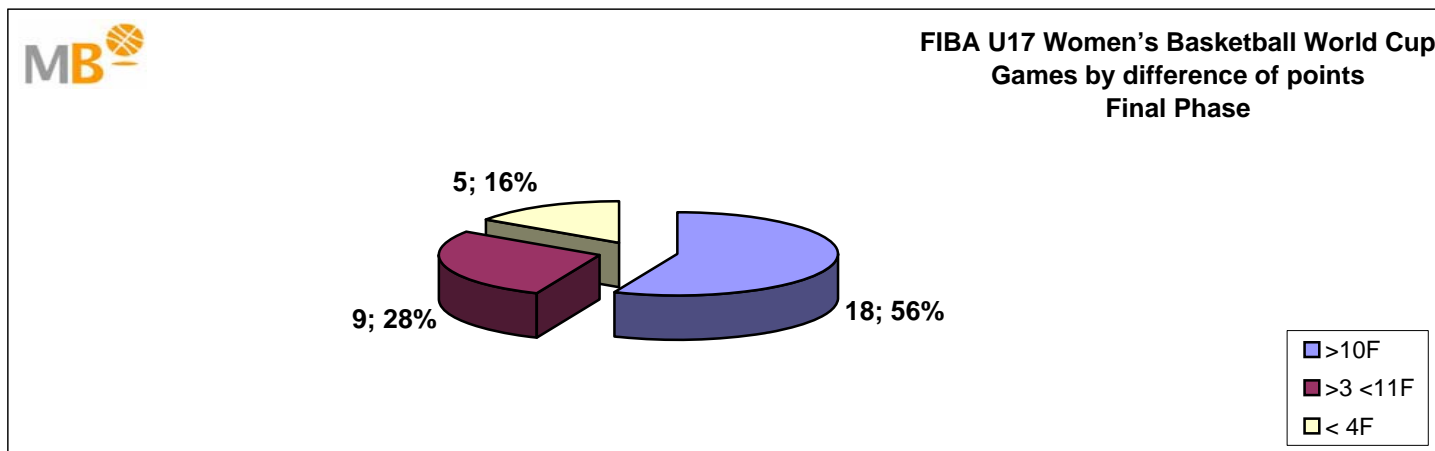
Letonia-Japón	<u>57-75</u>
---------------	--------------

### 3rd Place

Australia-Hungría	<u>57-51</u>
-------------------	--------------



## FIBA U17 Women's Basketball World Cup Belarus 2018 Final Phase

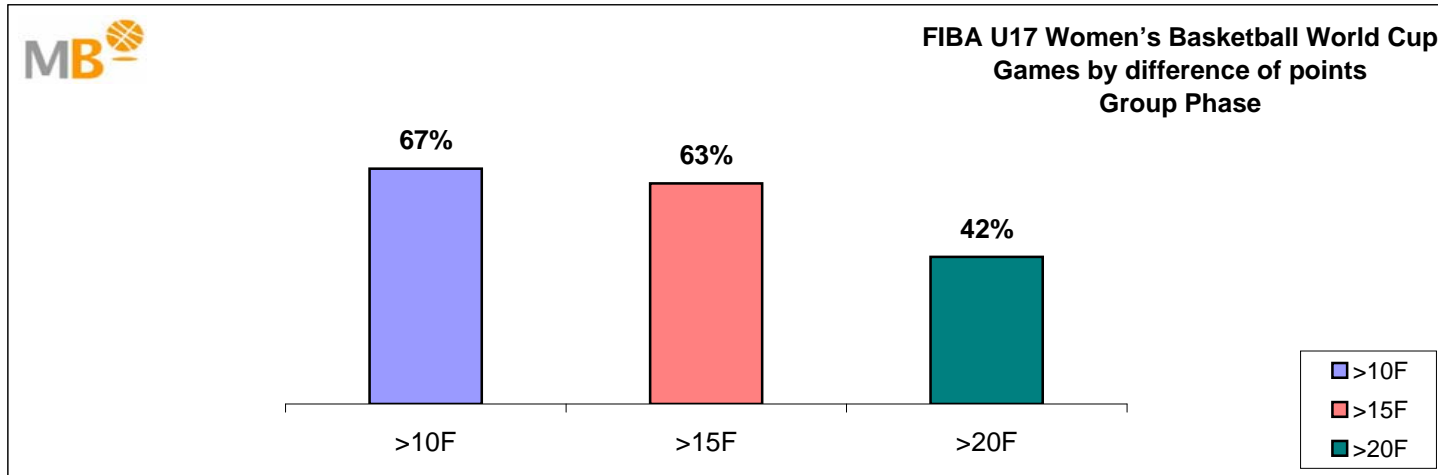
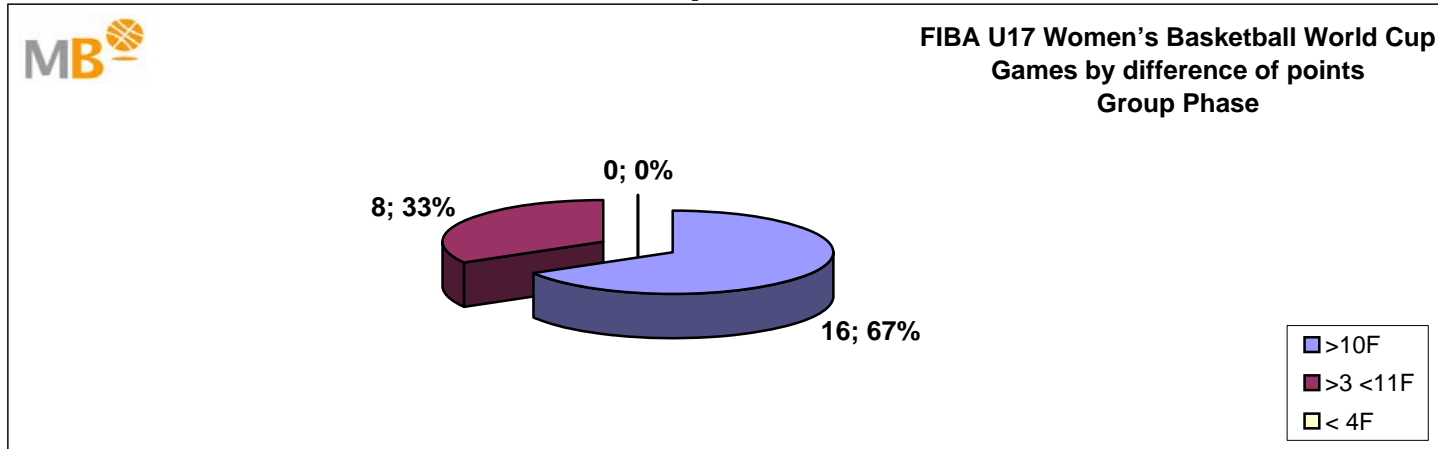


- >10 F Games finished with a difference of more than 10 points
- >15 F Games finished with a difference of more than 15 points
- >20 F Games finished with a difference of more than 20 points
- >3 <11 F Games finished with a difference between 4 and 10 points
- <4 F Games finished with a difference of less than 4 points

**Games: 32**

**29-Jul-18**

## FIBA U17 Women's Basketball World Cup Belarus 2018 Group Phase



- >10 F Games finished with a difference of more than 10 points
- >15 F Games finished with a difference of more than 15 points
- >20 F Games finished with a difference of more than 20 points
- >3 <11 F Games finished with a difference between 4 and 10 points
- <4 F Games finished with a difference of less than 4 points

**Games: 24**

**24-Jul-18**



# FIBA U17 Women's Basketball World Cup Belarus 2018



## SCOREBOARD

Group Phase

GROUP A		GAMES				STK	GAME POINTS					
#	Team	P	W	L	%	Last 3	For	Agt	+/-	FA	AA	PTS
1	<u>Puerto Rico</u>	3	2	1	66.7	011	226	205	21	75.3	68.3	5
2	<u>Australia</u>	3	2	1	66.7	110	220	218	2	73.3	72.7	5
3	<u>Turquía</u>	3	2	1	66.7	110	244	217	27	81.3	72.3	5
4	<u>República</u>	3	0	3	0	001	202	252	-50	67.3	84	3

GROUP B		GAMES				STK	GAME POINTS					
#	Team	P	W	L	%	Last 3	For	Agt	+/-	FA	AA	PTS
1	<u>EE.UU.</u>	3	3	0	100	111	305	138	167	101.7	46	6
2	<u>Serbia</u>	3	2	1	66.7	001	223	231	-8	74.3	77	5
3	<u>Mali</u>	3	1	2	33.3	101	200	257	-57	66.7	85.7	4
4	<u>China</u>	3	0	3	0	000	169	271	-102	56.3	90.3	3

GROUP C		GAMES				STK	GAME POINTS					
#	Team	P	W	L	%	Last 3	For	Agt	+/-	FA	AA	PTS
1	<u>Canadá</u>	3	3	0	100	111	282	181	101	94	60.3	6
2	<u>Montenegro</u>	3	2	1	66.7	110	224	215	9	74.7	71.7	5
3	<u>Egipto</u>	3	1	2	33.3	000	184	220	-36	61.3	73.3	4
4	<u>Nueva</u>	3	0	3	0	000	167	241	-74	55.7	80.3	3

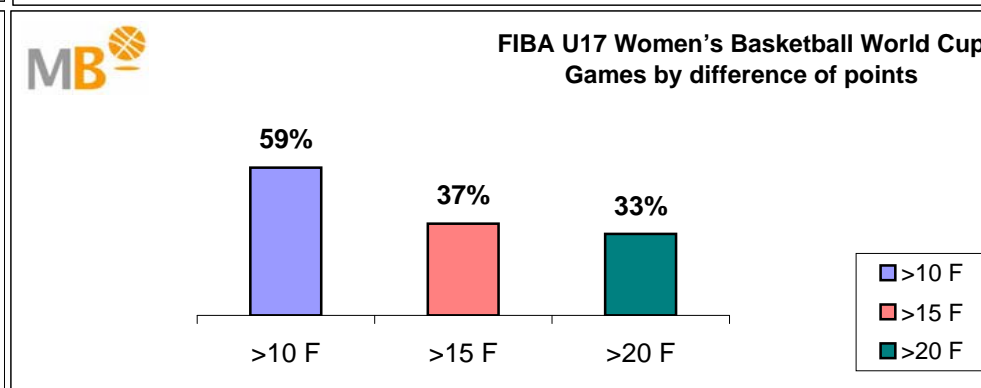
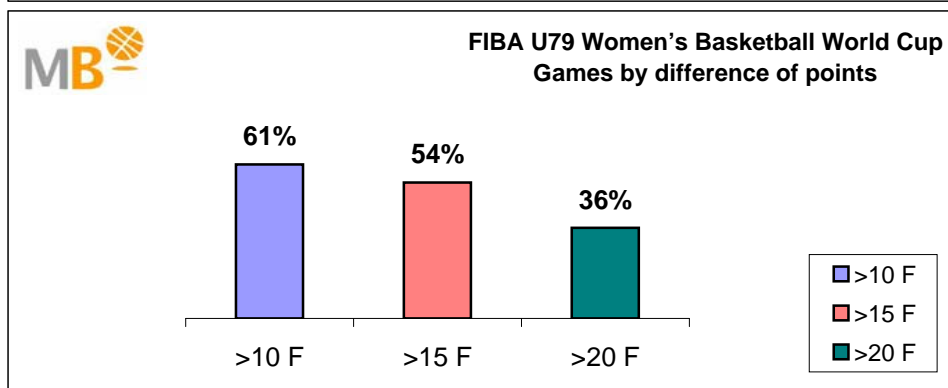
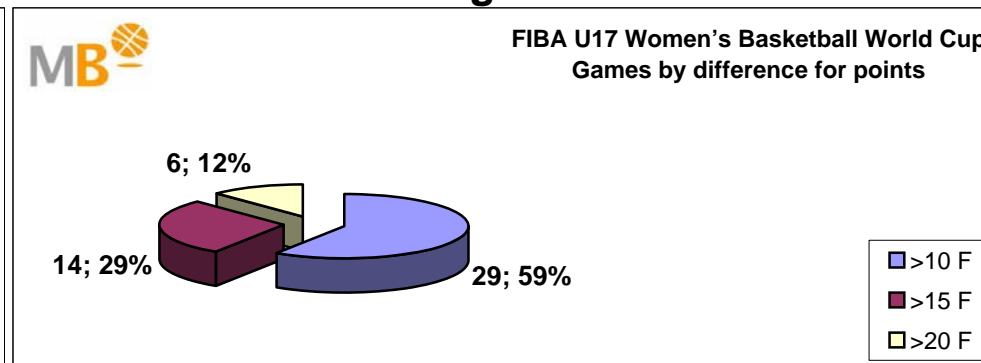
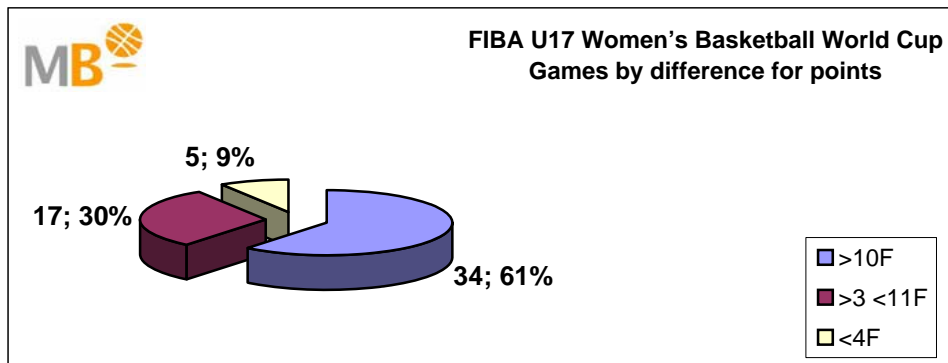
GROUP D		GAMES				STK	GAME POINTS					
#	Team	P	W	L	%	Last 3	For	Agt	+/-	FA	AA	PTS
1	<u>Francia</u>	3	3	0	100	111	256	155	101	85.3	51.7	6
2	<u>Croacia</u>	3	2	1	66.7	010	222	209	13	74	69.7	5
3	<u>Argentina</u>	3	1	2	33.3	101	179	227	-48	59.7	75.7	4
4	<u>Filipinas</u>	3	0	3	0	000	200	266	-66	66.7	88.7	3



# FIBA U17 Women's Basketball World Cup

Belarus 2018

Zaragoza 2016



Games: 56

29-Jul-18

1<sup>a</sup> EE.UU.  
2<sup>a</sup> Francia

>10 F

>15 F

>20 F

>3<11 F

<4 F

Games finished with a difference of more than 10 points

Games finished with a difference of more than 15 points

Games finished with a difference of more than 20 points

Games finished with a difference between 4 and 10 points

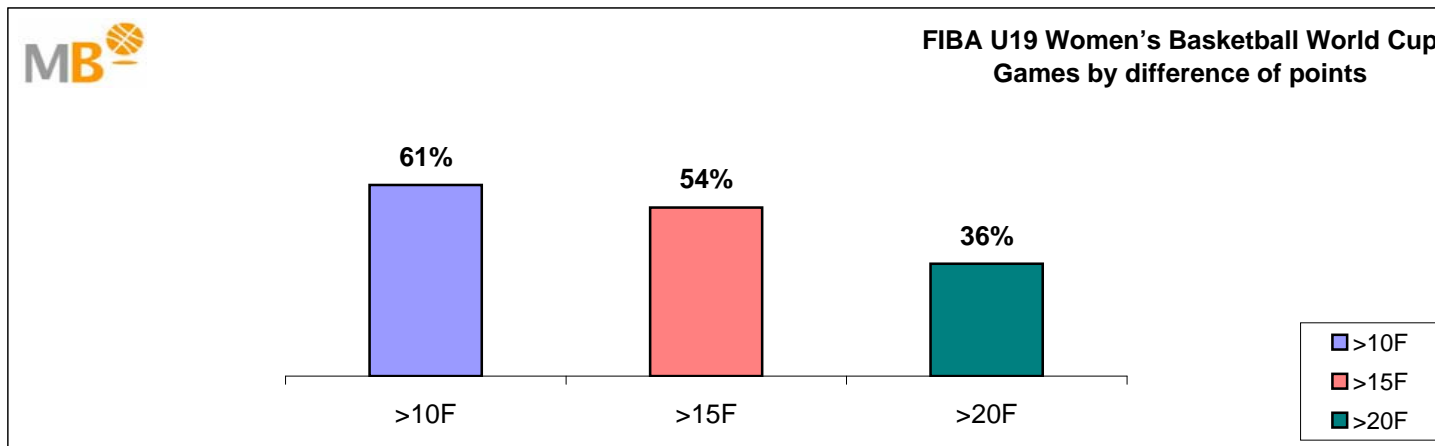
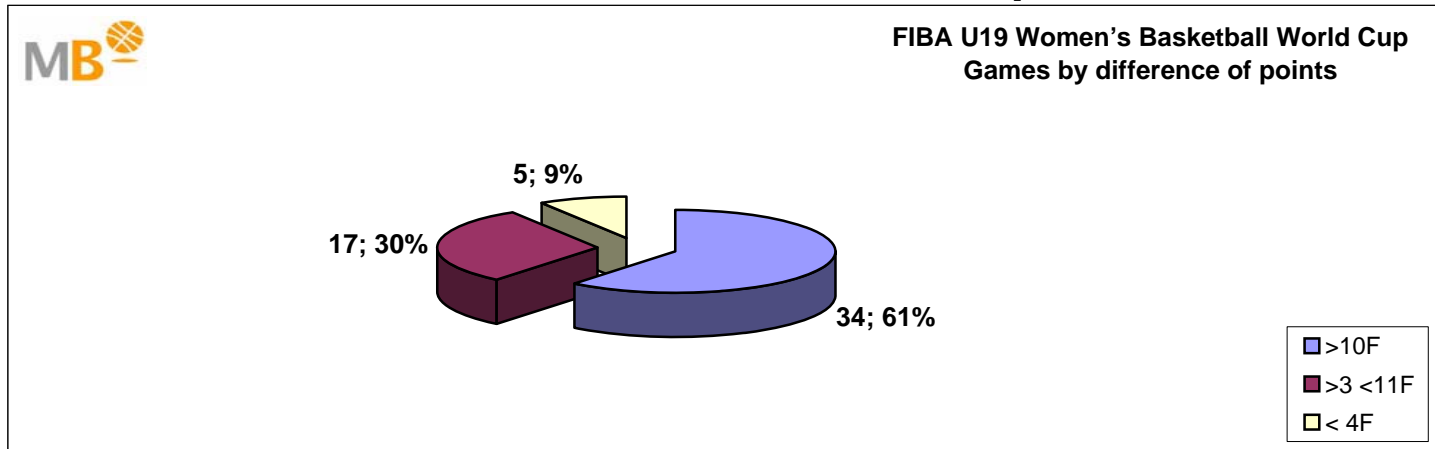
Games finished with a difference of less than 4 points

Games: 49

3-Jul-16

1<sup>a</sup> Australia  
2<sup>a</sup> Italia

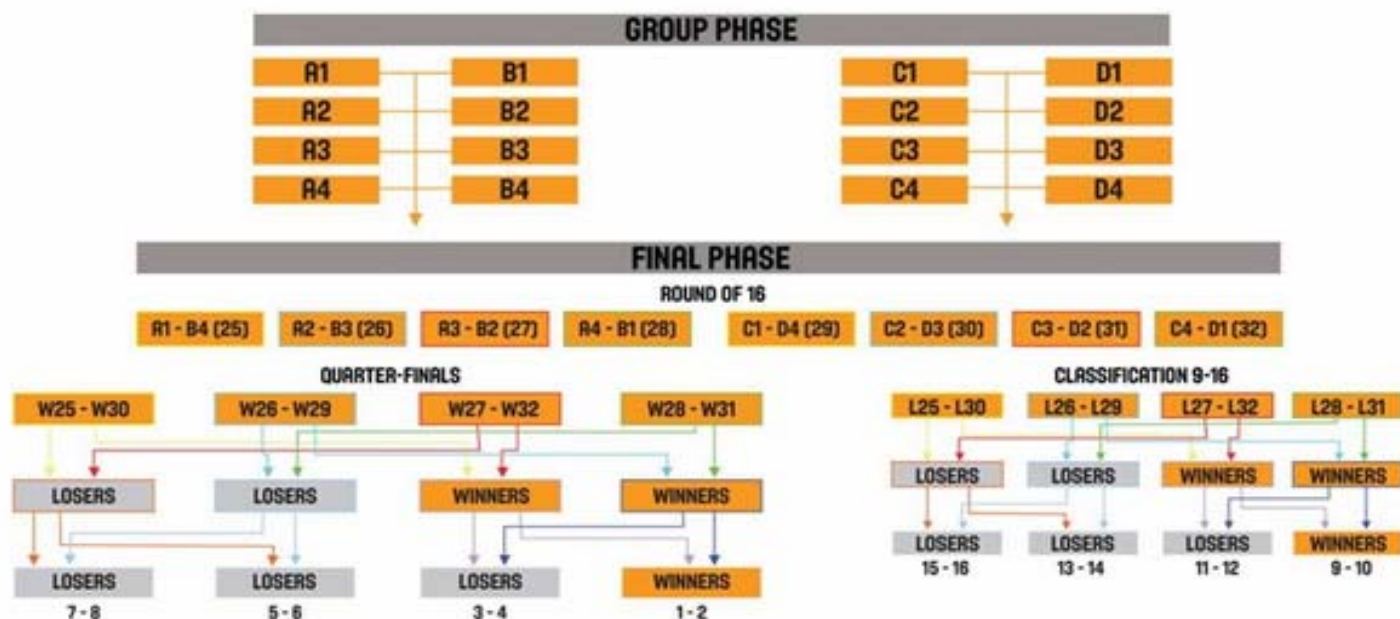
## FIBA U17 Women's Basketball World Cup Belarus 2018



- >10 F** Games finished with a difference of more than 10 points
- >15 F** Games finished with a difference of more than 15 points
- >20 F** Games finished with a difference of more than 20 points
- >3<11 F** Games finished with a difference between 4 and 10 points
- <4 F** Games finished with a difference of less than 4 points

**Games: 56**  
**29-Jul-18**

# Sistema de Competición



## Fase de Grupos (30 de junio-3 de julio)

Los dieciséis (16) equipos participantes están divididos en cuatro (4) grupos (A, B, C, y D) de cuatro (4) equipos cada uno. Cada equipo jugará contra todos los equipos de su propio grupo (un total de 3 partidos para cada equipo). Día de descanso: Lunes 2 de julio.

## Fase Final (4-8 de julio)

Todos los equipos clasifican para la ronda de octavos de final, donde se enfrentarán de forma cruzada los grupos A-B y C-D (A1 v B4, A2 v B3, etc.). Los ganadores de los octavos de final avanzan a los cuartos de final, mientras que los perdedores pasaran a la ronda de clasificación por las posiciones del 9 al 16. Día de descanso: Jueves 5 de julio.