

FIBA U17 Basketball World Cup Turkiye 2024 Spain

Points/Minutes			40'			40'			40'		
Guillermo Del Pino	0,55	22	Raúl Villar	0,25	10	Eric Del Castillo	0,28	11			
Gildas Gimenez	0,48	19	Alberto Blanco	0,26	11	Daniel Balde	0,54	21			
Ignacio Campoy	0,40	16	Nicolas Gomez	0,36	14						
Ian Platteeuw	0,39	16	Sergi Kemu	0,32	13						
Maximo Garcia-Plata	0,59	24	Andy Huelves	0,25	10						
Rebounds/Minutes			40'			40'			40'		
Guillermo Del Pino	0,10	4	Raúl Villar	0,22	9	Eric Del Castillo	0,26	10			
Gildas Gimenez	0,24	9	Alberto Blanco	0,25	10	Daniel Balde	0,41	17			
Ignacio Campoy	0,45	18	Nicolas Gomez	0,18	7						
Ian Platteeuw	0,33	13	Sergi Kemu	0,11	4						
Maximo Garcia-Plata	0,14	6	Andy Huelves	0,12	5						
Assists/Minutes			40'			40'			40'		
Guillermo Del Pino	0,11	5	Raúl Villar	0,21	8	Eric Del Castillo	0,02	1			
Gildas Gimenez	0,05	2	Alberto Blanco	0,04	2	Daniel Balde	0,10	4			
Ignacio Campoy	0,06	2	Nicolas Gomez	0,02	1						
Ian Platteeuw	0,13	5	Sergi Kemu	0,08	3						
Maximo Garcia-Plata	0,20	8	Andy Huelves	0,18	7						

Totals	Minutes	Points	Rebounds	Assists	FG
Players	%	%	%	%	%
7 Guillermo Del Pino	10%	14%	4%	11%	15%
10 Gildas Gimenez	11%	14%	11%	5%	10%
12 Ignacio Campoy	11%	12%	21%	6%	12%
16 Ian Platteeuw	11%	11%	15%	13%	12%
5 Maximo Garcia-Plata	7%	11%	4%	14%	12%
4 Raúl Villar	11%	7%	10%	22%	5%
11 Alberto Blanco	9%	6%	9%	3%	7%
19 Nicolas Gomez	6%	6%	5%	1%	5%
6 Sergi Kemu	7%	6%	3%	6%	6%
9 Andy Huelves	8%	5%	4%	14%	8%
14 Eric Del Castillo	6%	4%	6%	1%	5%
13 Daniel Balde	3%	4%	5%	3%	3%

FIBA U17 Basketball World Cup

Turkiye 2024

Spain

Cumulated



#	PLAYERS	GP	MIN	SHOTS				REBOUNDS				AST	PF	TO	STL	BLK	+/-	EFF	PTS
				FG	2PT FG	3PT FG	FT	OREB	DREB	REB									
7	Guillermo Del Pino	7	140	29-73-39.7%	20-37-54.1%	9-36-25.0%	10-14-71.4%	4	10	14	16	17	8	10	6	79	67	77	
10	Gildas Gimenez	7	152	28-48-58.3%	23-35-65.7%	5-13-38.5%	12-22-54.5%	8	28	36	7	7	5	5	5	45	91	73	
12	Ignacio Campoy	7	155	25-58-43.1%	20-39-51.3%	5-19-26.3%	7-11-63.6%	21	49	70	9	8	7	3	3	74	103	62	
16	Ian Platteeuw	7	152	25-56-44.6%	25-55-45.5%	0-1-0.0%	10-13-76.9%	25	25	50	19	6	10	5	5	71	95	60	
5	Maximo Garcia-Plata	7	100	21-58-36.2%	7-17-41.2%	14-41-34.1%	3-5-60.0%	4	10	14	20	6	3	3	2	40	56	59	
4	Raúl Villar	7	154	14-26-53.8%	11-19-57.9%	3-7-42.9%	7-9-77.8%	13	21	34	32	7	10	10	2	64	92	38	
11	Alberto Blanco	7	121	13-36-36.1%	12-22-54.5%	1-14-7.1%	5-6-83.3%	7	23	30	5	15	9	6	2	22	42	32	
19	Nicolas Gomez	7	89	12-24-50.0%	12-24-50.0%	0-0-0.0%	8-12-66.7%	8	8	16	2	5	6	3	4	25	35	32	
6	Sergi Kemu	7	95	7-30-23.3%	5-18-27.8%	2-12-16.7%	14-18-77.8%	0	10	10	8	10	11	2	4	60	16	30	
9	Andy Huelves	7	118	10-37-27.0%	7-24-29.2%	3-13-23.1%	6-8-75.0%	5	9	14	21	19	9	10	0	34	36	29	
14	Eric Del Castillo	7	82	9-23-39.1%	7-10-70.0%	2-13-15.4%	3-3-100.0%	11	10	21	2	7	4	6	6	30	40	23	
13	Daniel Balde	5	41	10-15-66.7%	10-14-71.4%	0-1-0.0%	2-6-33.3%	7	10	17	4	8	9	0	0	31	25	22	
		1400		203/484-41.9%	159/314-50.6%	44/170-25.9%	87/127-68.5%	2,1	2,6	4,7	-	0	0,3			575	698	537	

[Overview](#)

[Roster News](#)

[Games Photos](#)

[Videos](#)

Average

#	PLAYERS	GP	MIN	SHOTS				REBOUNDS				AST	PF	TO	STL	BLK	+/-	EFF	PTS
				FG	2PT FG	3PT FG	FT	OREB	DREB	REB									
7	Guillermo Del Pino	7	20.0	5.0/8.6-58.3%	4.6/7.7-59.3%	0.4/0.9-50.0%	2.3/3.1-72.7%	0,6	1,4	2	2,3	2,4	1,1	1,4	0,9	11,3	9,6	11	
10	Gildas Gimenez	7	21.8	3.3/7.9-41.8%	3.0/5.3-56.8%	0.3/2.6-11.1%	0.0/0.4-0.0%	1,1	4	5,1	1	1	0,7	0,7	0,7	6,4	13	10,4	
12	Ignacio Campoy	7	22.1	4.1/9.1-45.3%	3.1/5.7-55.0%	1.0/3.4-29.2%	2.3/3.0-76.2%	3	7	10	1,3	1,1	1	0,4	0,4	10,6	14,7	8,9	
16	Ian Platteeuw	7	21.8	2.0/4.3-46.7%	0.7/1.3-55.6%	1.3/3.0-42.9%	1.4/2.0-71.4%	3,6	3,6	7,1	2,7	0,9	1,4	0,7	0,7	10,1	13,6	8,6	
5	Maximo Garcia-Plata	7	14.3	3.2/5.7-57.5%	3.1/5.6-56.4%	0.1/0.1-100.0%	3.4/4.3-80.0%	0,6	1,4	2	2,9	0,9	0,4	0,4	0,3	5,7	8	8,4	
4	Raúl Villar	7	22.0	4.7/8.4-55.9%	4.3/6.7-63.8%	0.4/1.7-25.0%	1.4/2.1-66.7%	1,9	3	4,9	4,6	1	1,4	1,4	0,3	9,1	13,1	5,4	
11	Alberto Blanco	7	17.3	2.2/5.5-42.1%	0.1/0.6-25.0%	2.1/4.9-44.1%	0.4/0.6-75.0%	1	3,3	4,3	0,7	2,1	1,3	0,9	0,3	3,1	6	4,6	
19	Nicolas Gomez	7	12.7	1.0/3.4-29.2%	0.1/1.0-14.3%	0.9/2.4-35.3%	0.6/1.1-50.0%	1,1	1,1	2,3	0,3	0,7	0,9	0,4	0,6	3,6	5	4,6	
13	Daniel Balde	5	8.2	1.0/4.2-23.8%	0.4/1.8-22.2%	0.6/2.4-25.0%	0.4/0.6-66.7%	1,4	2	3,4	0,8	1,6	1,8	0	0	6,2	5	4,4	
6	Sergi Kemu	7	13.6	1.4/3.3-43.5%	1.4/3.0-47.6%	0.0/0.3-0.0%	0.9/1.4-60.0%	0	1,4	1,4	1,1	1,4	1,6	0,3	0,6	8,6	2,3	4,3	
9	Andy Huelves	7	16.9	2.0/5.2-38.9%	1.1/1.6-72.7%	0.9/3.6-24.0%	1.1/1.3-88.9%	0,7	1,3	2	3	2,7	1,3	1,4	0	4,9	5,1	4,1	
14	Eric Del Castillo	7	11.8	1.3/2.7-50.0%	1.3/2.5-53.3%	0.0/0.2-0.0%	0.8/1.7-50.0%	1,6	1,4	3	0,3	1	0,6	0,9	0,9	4,3	5,7	3,3	
		200		29.0/69,1-41.9%	22,7/44,9-50.6%	6,3/24,3-25.9%	12,4/18,1-68.5%	2,1	2,6	4,7	-	0,0	0,3			83,9	101,1	78,0	

FIBA U17 Basketball World Cup

TURKIVE 2024

Group Phase



Group A

6/6 games played

#	TEAM	GAMES			%	STREAK		GAME POINTS			POINTS	
		GP	W	L		LAST 5	FOR	AGT	-/+	FA		AA
1	Spain	3	3	0	100.0	●●●●●	265	172	93	88.3	57.3	6
2	Lithuania	3	2	1	66.7	●●●●●	277	208	69	92.3	69.3	5
3	Puerto Rico	3	1	2	33.3	●●●●●	241	237	4	80.3	79.0	4
4	Philippines	3	0	3	0.0	●●●●●	135	301	-166	45.0	100.3	3

Group B

6/6 games played

#	TEAM	GAMES			%	STREAK		GAME POINTS			POINTS	
		GP	W	L		LAST 5	FOR	AGT	-/+	FA		AA
1	USA	3	3	0	100.0	●●●●●	374	192	182	124.7	64.0	6
2	France	3	1	2	33.3	●●●●●	251	247	4	83.7	82.3	4
3	China	3	1	2	33.3	●●●●●	227	317	-90	75.7	105.7	4
4	Guinea	3	1	2	33.3	●●●●●	220	316	-96	73.3	105.3	4

Group C

6/6 games played

#	TEAM	GAMES			%	STREAK		GAME POINTS			POINTS	
		GP	W	L		LAST 5	FOR	AGT	-/+	FA		AA
1	New Zealand	3	2	1	66.7	●●●●●	272	270	2	90.7	90.0	5
2	Türkiye	3	2	1	66.7	●●●●●	247	239	8	82.3	79.7	5
3	Argentina	3	1	2	33.3	●●●●●	215	242	-27	71.7	80.7	4
4	Italy	3	1	2	33.3	●●●●●	248	231	17	82.7	77.0	4

Group D


6/6 games played

#	TEAM	GAMES			%	STREAK		GAME POINTS			POINTS	
		GP	W	L		LAST 5	FOR	AGT	-/+	FA		AA
1	Australia	3	3	0	100.0	●●●●●	231	203	28	77.0	67.7	6
2	Canada	3	2	1	66.7	●●●●●	210	187	23	70.0	62.3	5
3	Germany	3	1	2	33.3	●●●●●	184	222	-38	61.3	74.0	4
4	Egypt	3	0	3	0.0	●●●●●	216	229	-13	72.0	76.3	3

FIBA U17 Basketball World Cup

TURKIVE 2024

Final Standings





FIBA U17 Basketball World Cup Türkiye 2024

 Italy Win/Loss: 4/3	 USA Win/Loss: 7/0	 Türkiye Win/Loss: 5/2
---------------------------------------	-------------------------------------	---

TEAMS

4. New Zealand
5. Lithuania
6. Puerto Rico
7. Spain
8. Canada
9. France
10. Argentina
11. Germany
12. Egypt
13. China
14. Guinea
15. Australia
16. Philippines



FIBA U17 Basketball World Cup

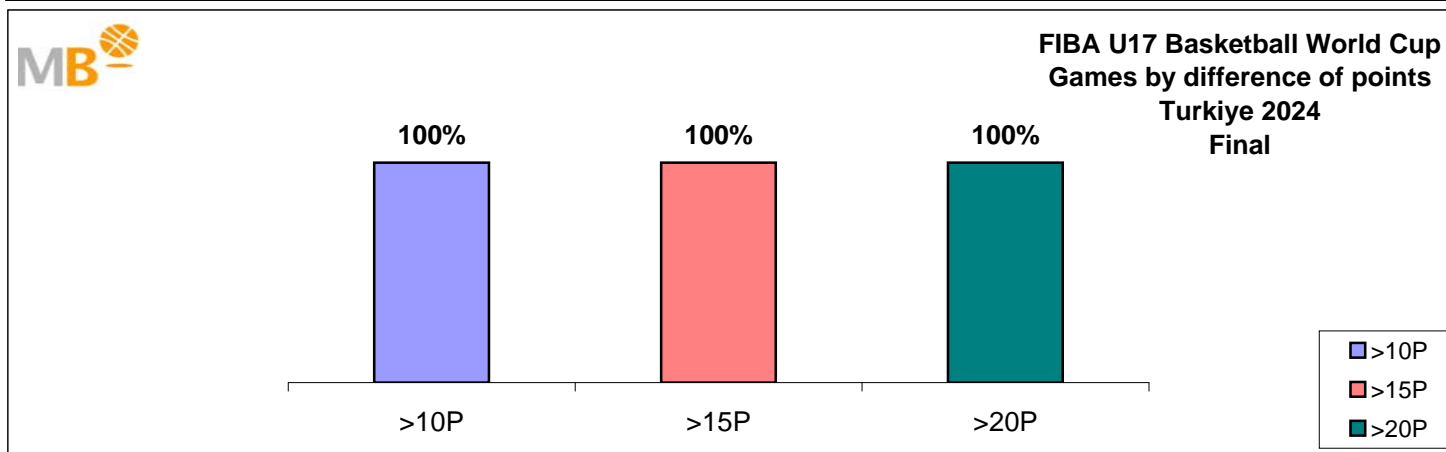
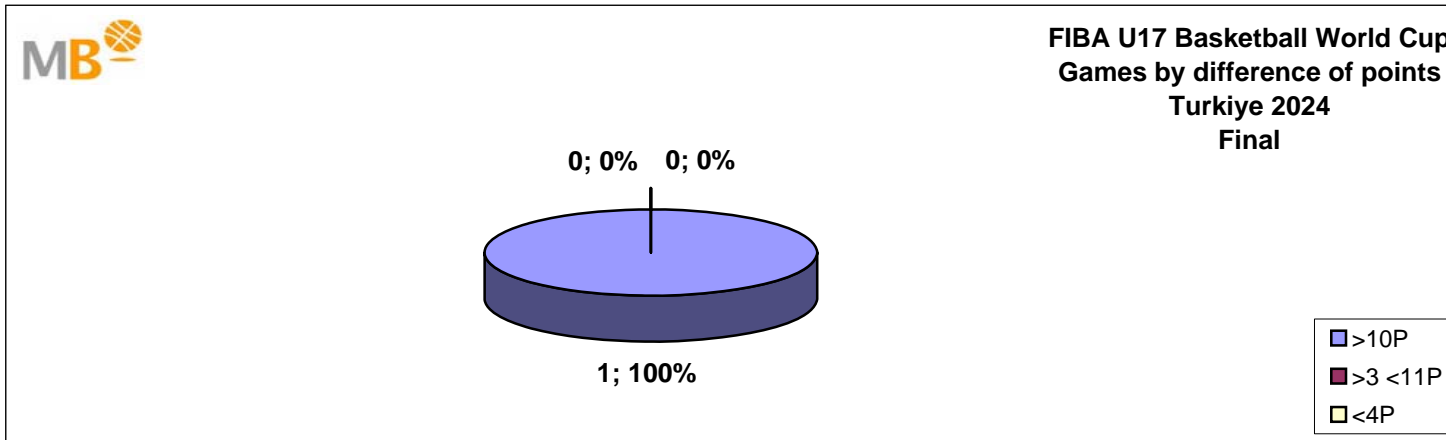
Turkiye 2024



Date	Final	Date	3 ^a -4 ^a Place
7-jul	ITA-USA 88-129	7-jul	TUR-NZL 101-78
Date	5 ^a -6 ^a Place	Date	7 ^a -8 ^a Place
7-jul	PUR-LTU 82-96	7-jul	ESP-CAN 80-71
Date	9 ^a -10 ^a Place	Date	11 ^a -12 ^a Place
7-jul	FRA-ARG 83-65	7-jul	GER-EGY 88-65
Date	13 ^a -14 ^a Place	Date	15 ^a -6 ^a Place
7-jul	GUI-CHN 101-105	7-jul	AUS-PHI 115-53
Date	Semi-finals	Date	5 ^a -8 ^a Place
6-jul	NZL-USA 65-145	6-jul	LTU-CAN 106-104
6-jul	TUR-ITA 63-90	6-jul	ESP-PUR 58-65
Date	9 ^a -12 ^a Place	Date	13 ^a -16 ^a Place
6-jul	EGY-ARG 72-90	6-jul	CHN-PHI 85-66
6-jul	GER-FRA 43-91	6-jul	GUI-AUS 98-78
Date	Quarter-Finals	Date	9 ^a -16 ^a Place
5-jul	LTU-NZL 65-73	5-jul	CHN-EGY 73-85
5-jul	USA-CAN 111-60	5-jul	PHI-ARG 67-83
5-jul	PUR-ITA 65-83	5-jul	GUI-GER 65-69
5-jul	ESP-TUR 57-59	5-jul	FRA-AUS 96-71
Date	Round of 16	Date	Round of 16
03-jul	PUR-FRA 91-84	03-jul	NZL-EGY 85-64
03-jul	LTU-CHN 76-70	03-jul	ITA-AUS 95-91
03-jul	PHI-USA 45-141	03-jul	ARG-CAN 71-77
03-jul	ESP-GUI 77-55	03-jul	TUR-GER 81-54

Group Phase							
Date	GROUP A	Date	GROUP B	Date	GROUP C	Date	GROUP D
29-jun	ESP-PUR 89-63	29-jun	CHN-GUI 92-101	29-jun	ARG-ITA 83-79	29-jun	EGY-AUS 82-85
29-jun	LTU-PHI 107-48	29-jun	USA-FRA 104-81	29-jun	TUR-NZL 94-114	29-jun	GER-CAN 52-77
30-jun	PUR-LTU 80-95	30-jun	FRA-CHN 70-73	30-jun	NZL-ARG 89-81	30-jun	AUS-GER 74-60
30-jun	PHI-ESP 34-69	30-jun	GUI-USA 49-124	30-jun	ITA-TUR 74-79	30-jun	CAN-EGY 72-63

FIBA U17 Basketball World Cup Turkiye 2024 Final



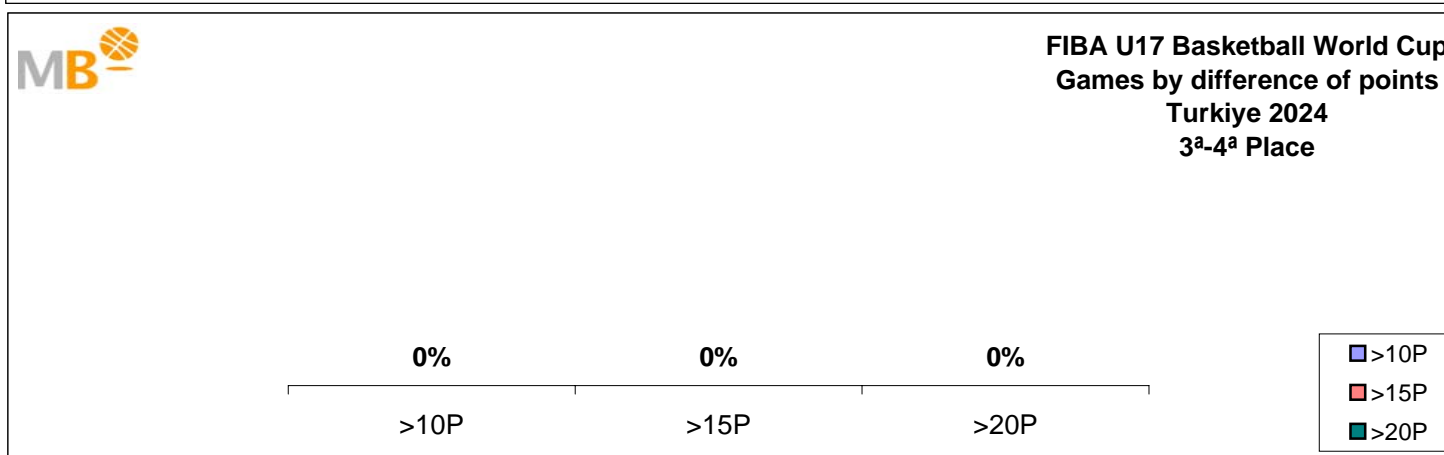
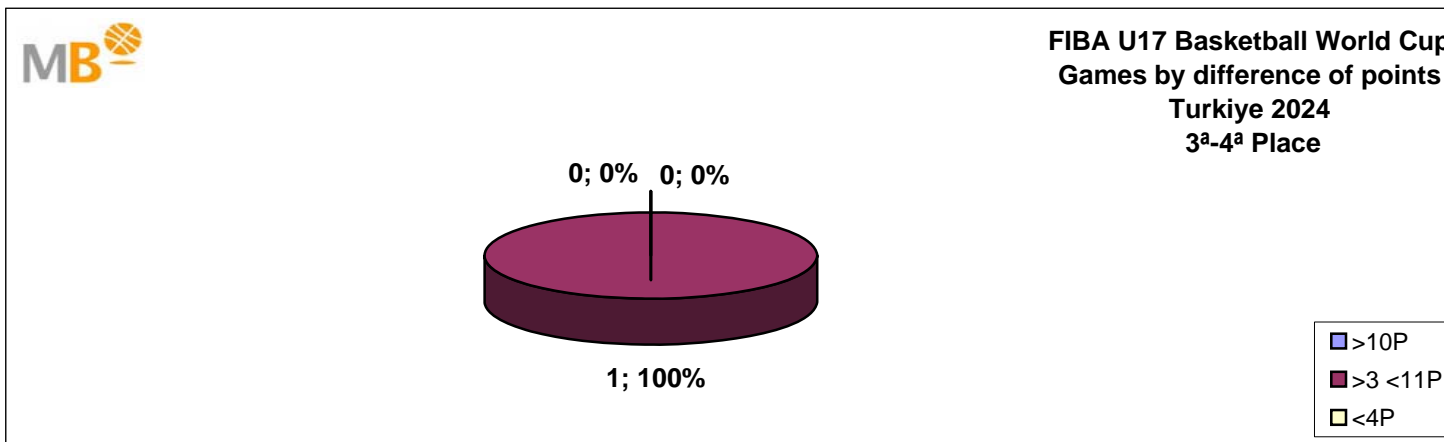
>10P	Games finished with a difference of more than 10 points
>15P	Games finished with a difference of more than 15 points
>20P	Games finished with a difference of more than 20 points
>3<11P	Games finished with a difference between 4 and 10 points
<4P	Games finished with a difference of less than 4 points

Games: 1
07-Jul-24

FIBA U17 Basketball World Cup

Turkiye 2024

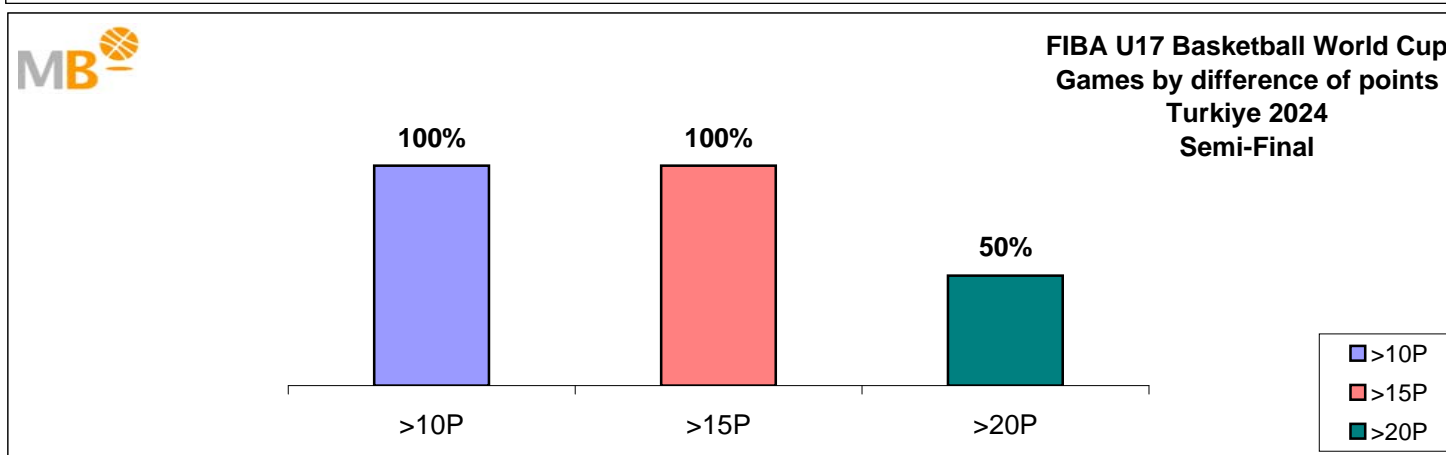
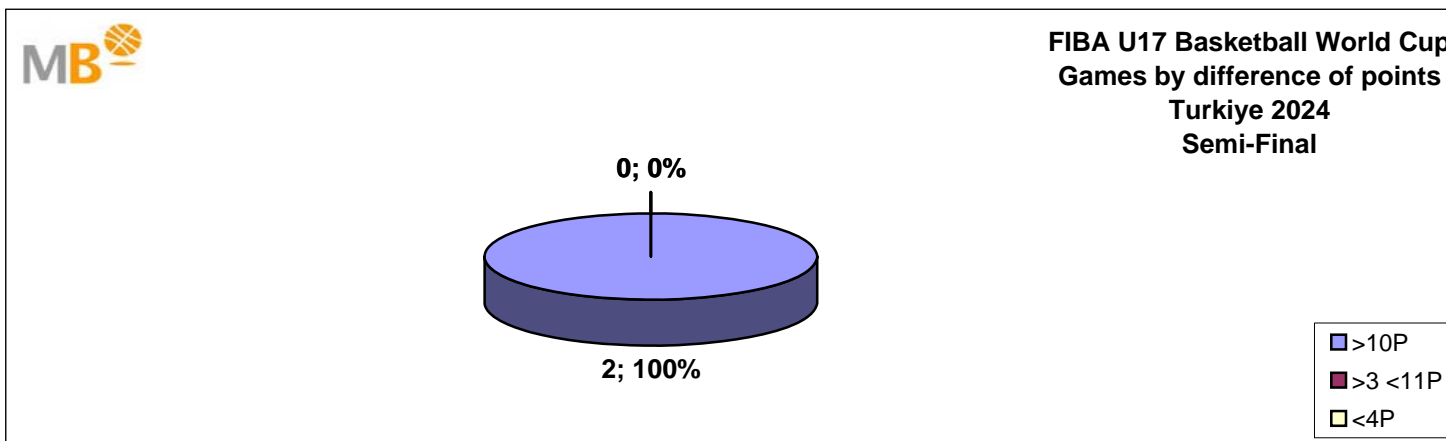
3^a-4^a Place



>10P	Games finished with a difference of more than 10 points
>15P	Games finished with a difference of more than 15 points
>20P	Games finished with a difference of more than 20 points
>3<11P	Games finished with a difference between 4 and 10 points
<4P	Games finished with a difference of less than 4 points

Games: 1
07-Jul-24

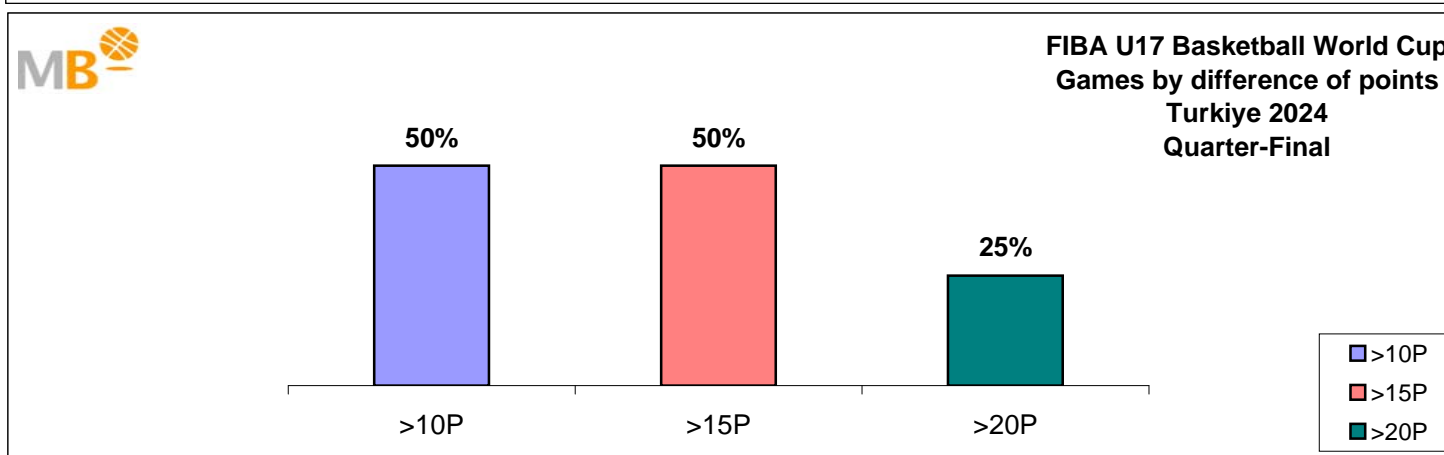
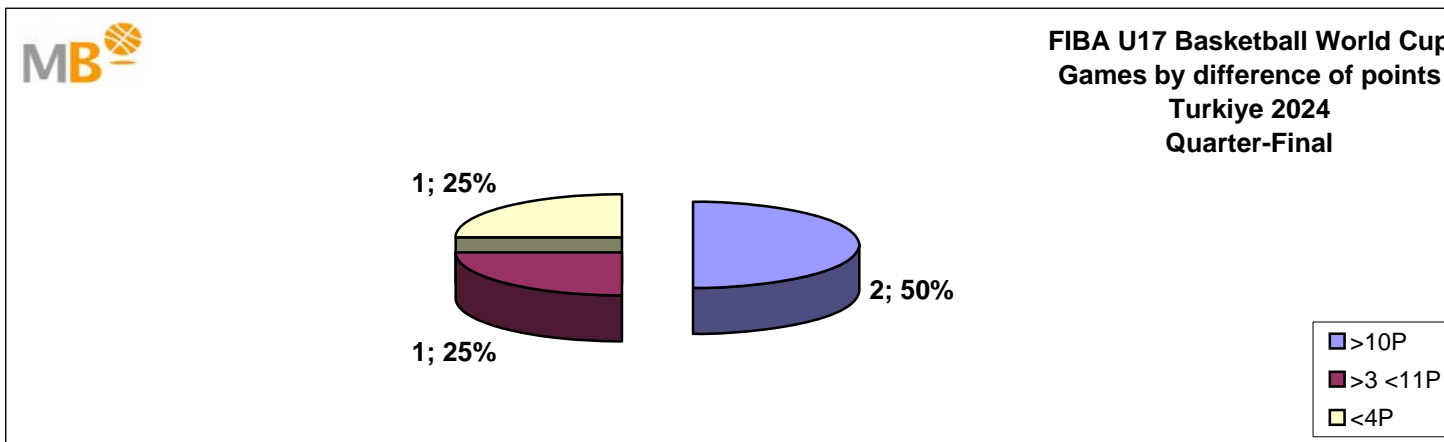
FIBA U17 Basketball World Cup Turkiye 2024 Semi-Final



- >10P Games finished with a difference of more than 10 points
- >15P Games finished with a difference of more than 15 points
- >20P Games finished with a difference of more than 20 points
- >3<11P Games finished with a difference between 4 and 10 points
- <4P Games finished with a difference of less than 4 points

Games: 2
06-Jul-24

FIBA U17 Basketball World Cup Turkiye 2024 Quarter-Final



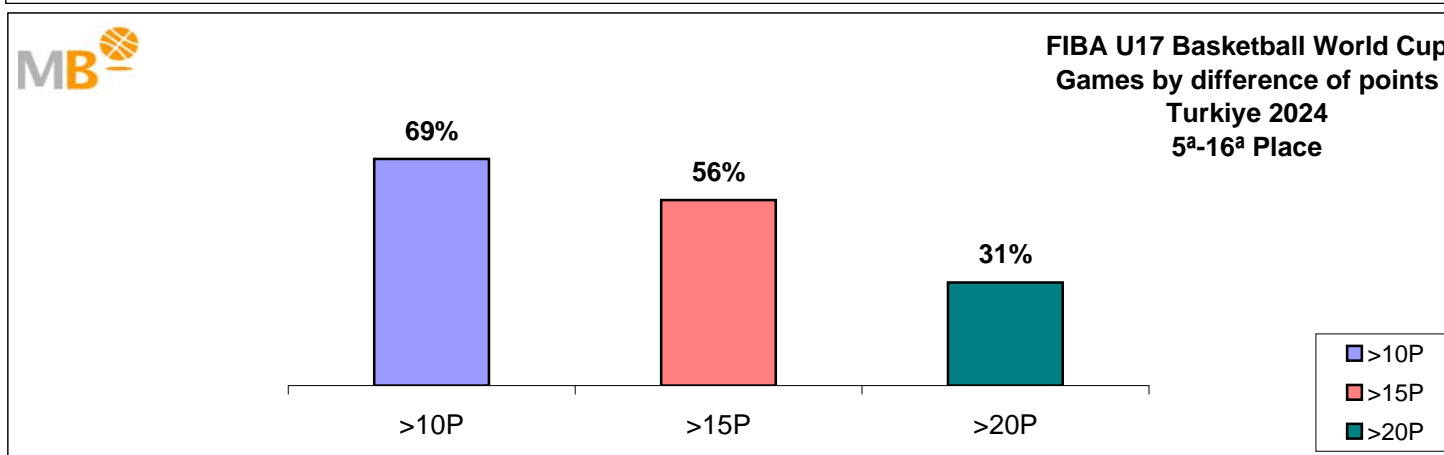
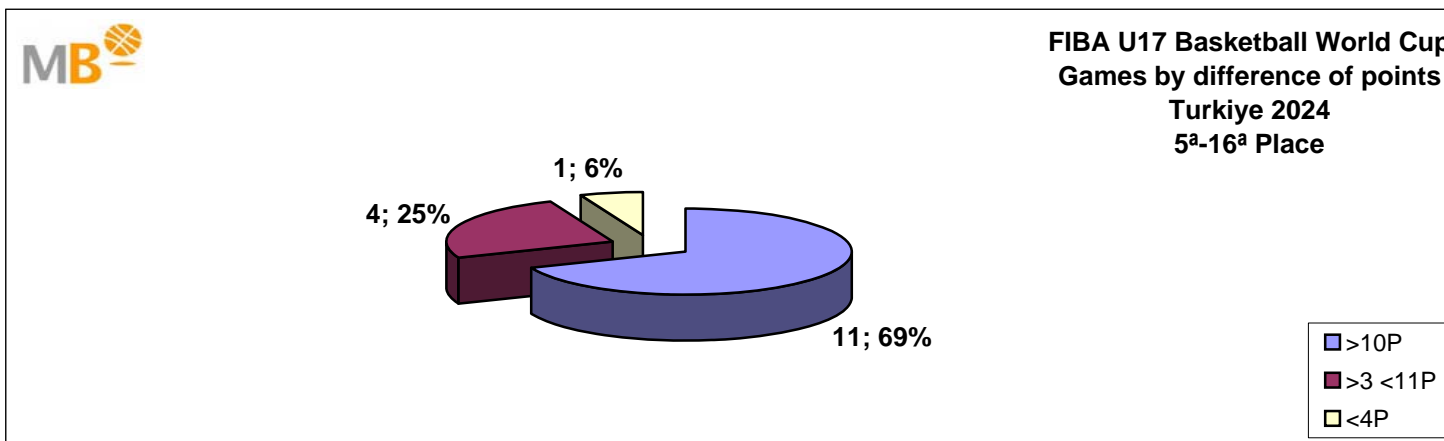
- >10P** Games finished with a difference of more than 10 points
- >15P** Games finished with a difference of more than 15 points
- >20P** Games finished with a difference of more than 20 points
- >3<11P** Games finished with a difference between 4 and 10 points
- <4P** Games finished with a difference of less than 4 points

Games: 4
05-Jul-24

FIBA U17 Basketball World Cup

Turkiye 2024

5ª-16ª Place



- >10P Games finished with a difference of more than 10 points
- >15P Games finished with a difference of more than 15 points
- >20P Games finished with a difference of more than 20 points
- >3<11P Games finished with a difference between 4 and 10 points
- <4P Games finished with a difference of less than 4 points

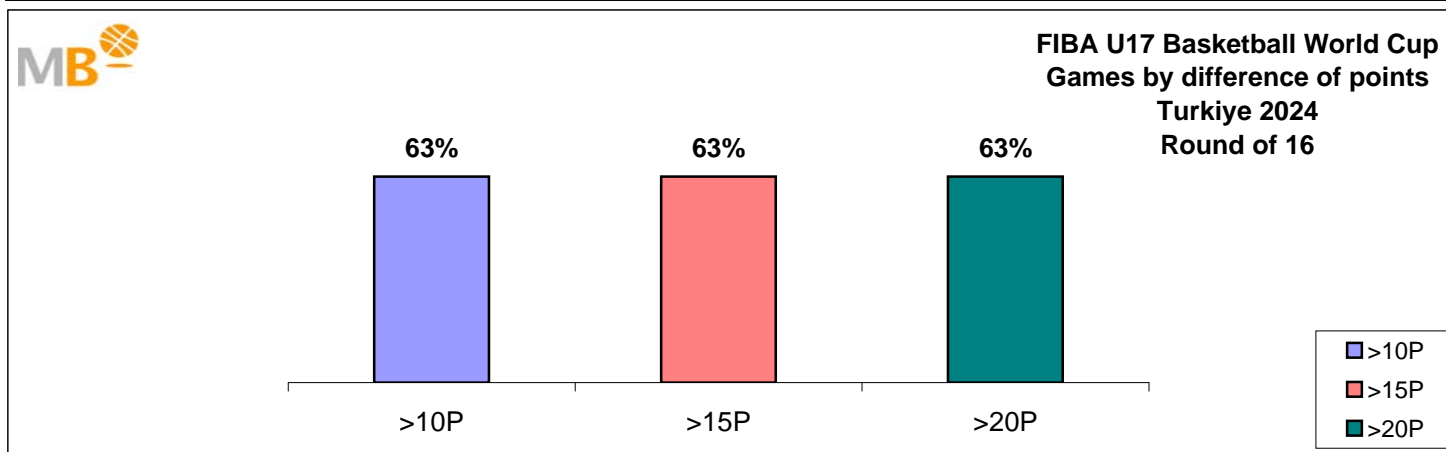
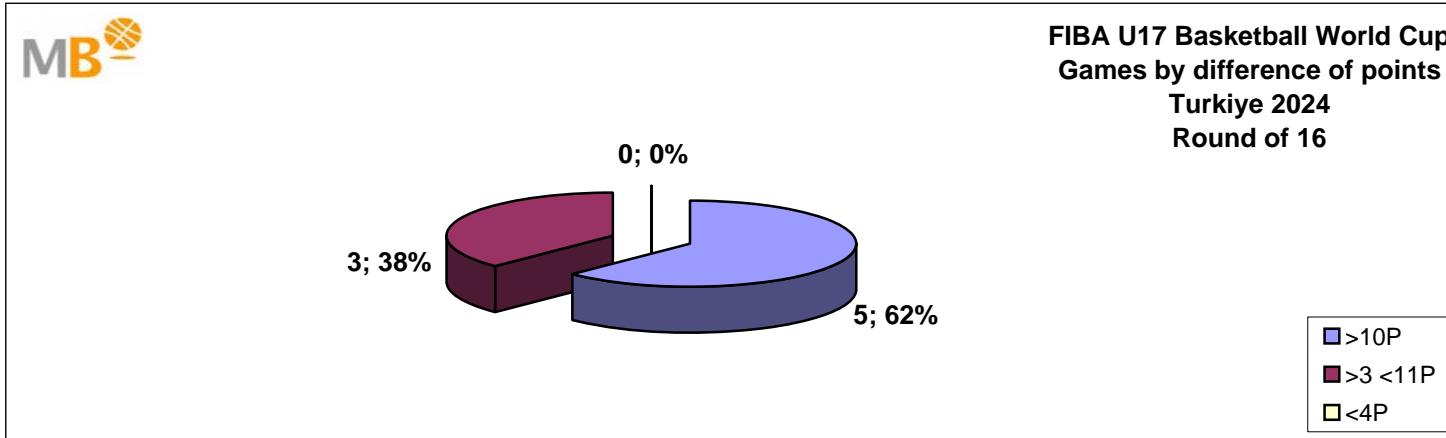
Games: 16

07-Jul-24

FIBA U17 Basketball World Cup

Turkiye 2024

Round of 16



- >10P Games finished with a difference of more than 10 points
- >15P Games finished with a difference of more than 15 points
- >20P Games finished with a difference of more than 20 points
- >3<11P Games finished with a difference between 4 and 10 points
- <4P Games finished with a difference of less than 4 points

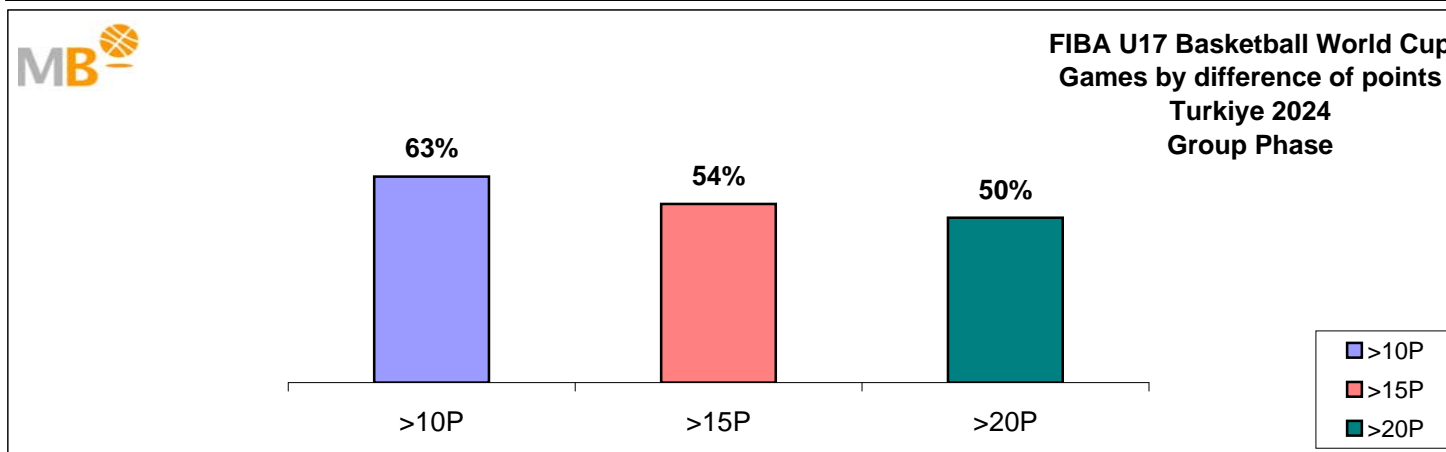
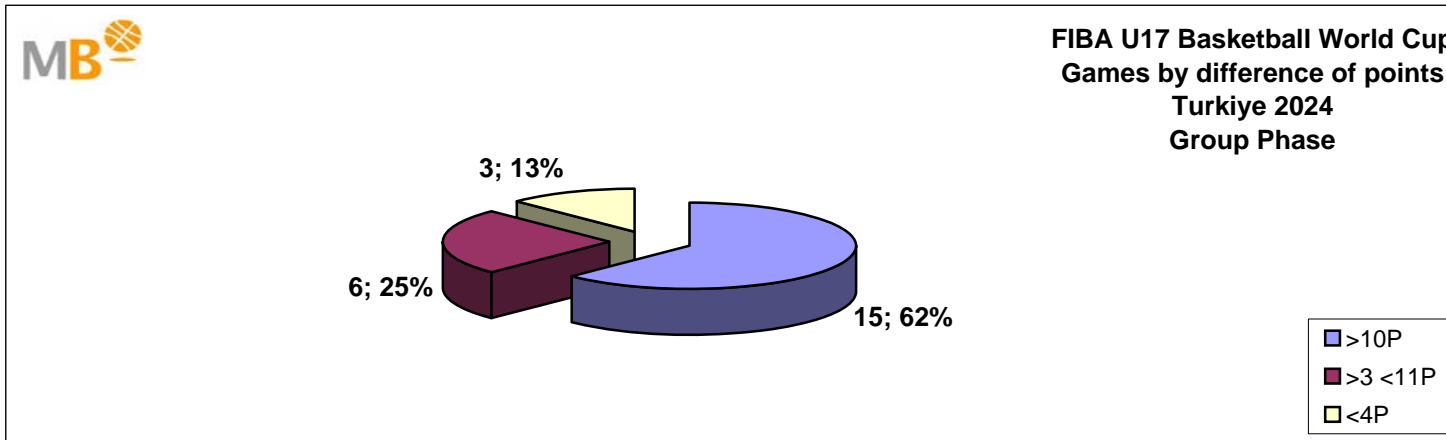
Games: 8

03-Jul-24

FIBA U17 Basketball World Cup

Turkiye 2024

Group Phase

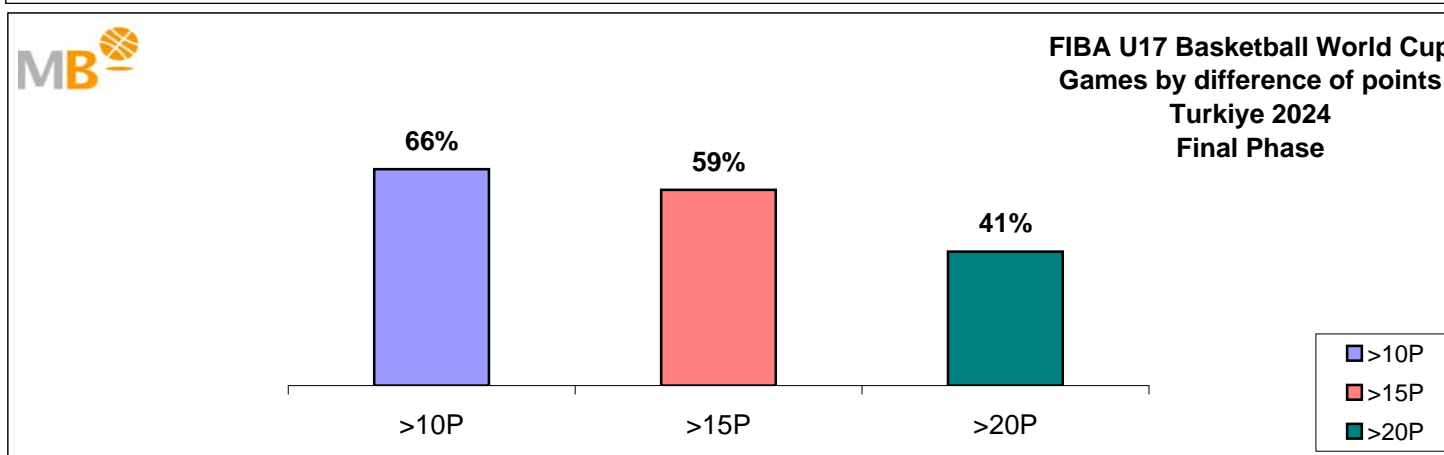
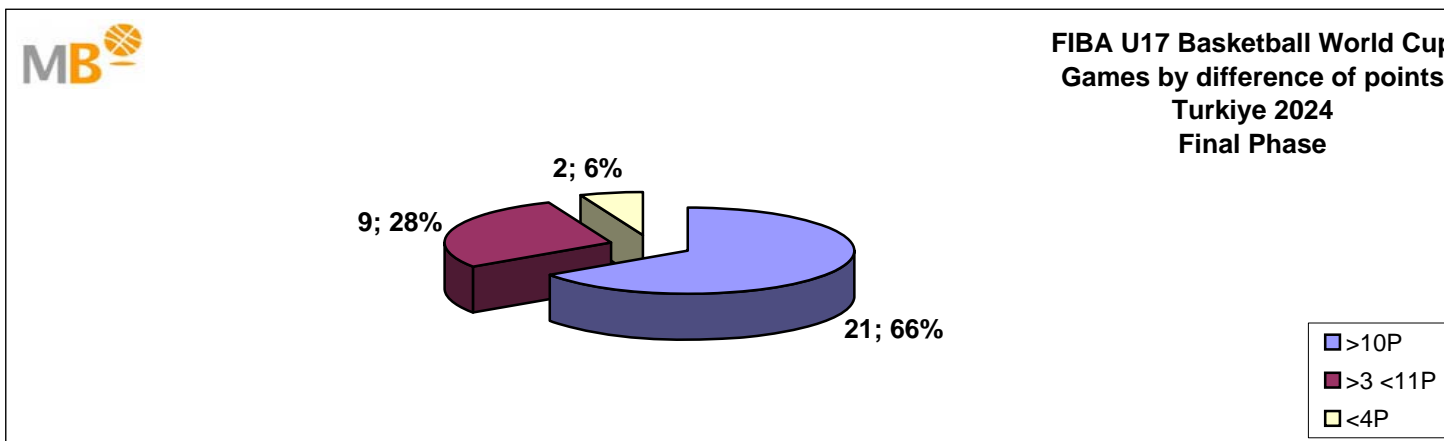


- >10P Games finished with a difference of more than 10 points
- >15P Games finished with a difference of more than 15 points
- >20P Games finished with a difference of more than 20 points
- >3<11P Games finished with a difference between 4 and 10 points
- <4P Games finished with a difference of less than 4 points

Games: 24

02-Jul-24

FIBA U17 Basketball World Cup Turkiye 2024 Final Phase

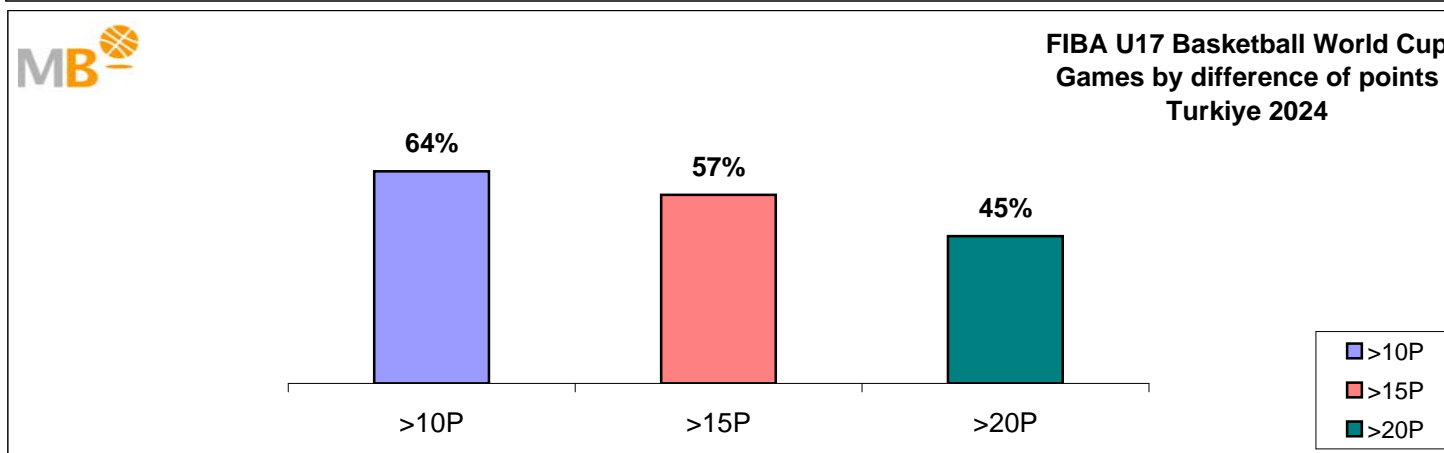
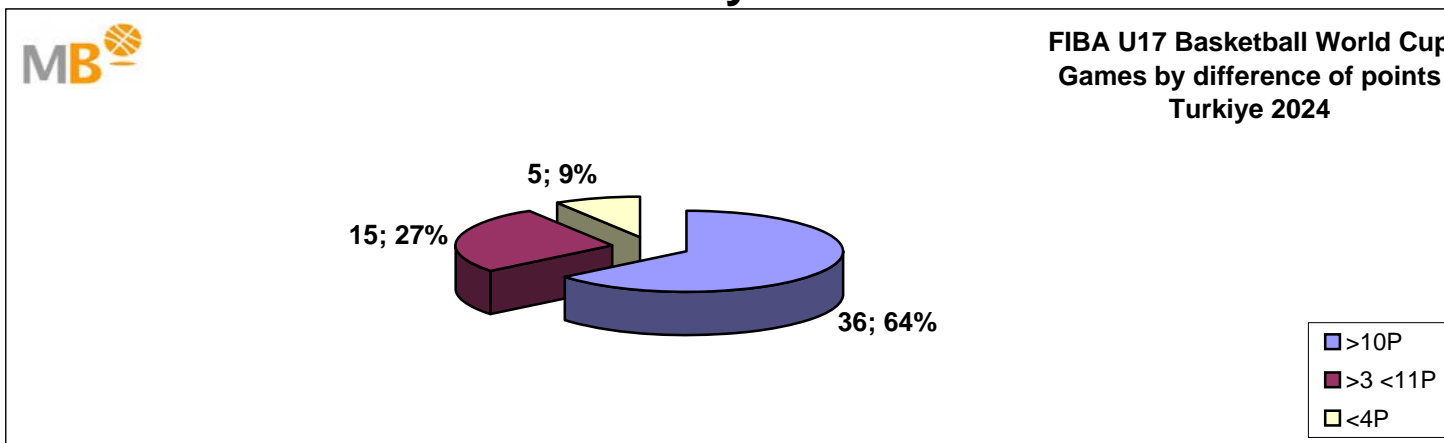


- >10P Games finished with a difference of more than 10 points
- >15P Games finished with a difference of more than 15 points
- >20P Games finished with a difference of more than 20 points
- >3<11P Games finished with a difference between 4 and 10 points
- <4P Games finished with a difference of less than 4 points

Games: 32

07-Jul-24

FIBA U17 Basketball World Cup Turkiye 2024



- >10P Games finished with a difference of more than 10 points
- >15P Games finished with a difference of more than 15 points
- >20P Games finished with a difference of more than 20 points
- >3<11P Games finished with a difference between 4 and 10 points
- <4P Games finished with a difference of less than 4 points

Games: 56

07-Jul-24

FIBA U17 Basketball World Cup Turkiye 2024 Competition System



GROUP PHASE

The sixteen (16) participating teams are divided into four (4) groups (A, B, C, and D) of four (4) teams each. Each team will play against all other teams in its own group (a total of 3 games for each team).

FINAL PHASE

All teams qualify for the Round of 16, where they will cross between Groups A and B and C and D (A1 v B4, A2 v B3, etc.). The winners of the Round of 16 games advance to the Quarter-Finals, while the losers move on to the Classification Games for Places 9-16.