

FIBA U17 Women's Basketball World Cup

HUNGARY 2022

Spain

Points/Minutes			40'			40'			40'		
I. Martin	0,49	19	L. Conesa	0,24	10	I. Monteagudo	0,24	10			
C. Viegas	0,59	24	B. Tor	0,32	13	S. Alonso	0,10	4			
A. Fam	0,38	15	A. Termis	0,21	9						
J. Valero	0,31	12	M. Mata	0,47	19						
H. Calvo	0,26	11	Q. Ikhiuwu	0,39	16						
Rebounds/Minutes			40'			40'			40'		
I. Martin	0,08	3	L. Conesa	0,13	5	I. Monteagudo	0,07	3			
C. Viegas	0,06	2	B. Tor	0,25	10	S. Alonso	0,16	6			
A. Fam	0,35	14	A. Termis	0,25	10						
J. Valero	0,11	4	M. Mata	0,44	18						
H. Calvo	0,12	5	Q. Ikhiuwu	0,17	7						
Assists/Minutes			40'			40'			40'		
I. Martin	0,22	9	L. Conesa	0,11	4	I. Monteagudo	0,24	10			
C. Viegas	0,04	1	B. Tor	0,04	2	S. Alonso	0,13	5			
A. Fam	0,09	4	A. Termis	0,05	2						
J. Valero	0,04	2	M. Mata	0,05	2						
H. Calvo	0,09	4	Q. Ikhiuwu	0,04	2						

Totals	Minutes	Points	Rebounds	Assists	FG
Players	%	%	%	%	%
I. Martin	14	19	6	33	17%
C. Viegas	10	17	3	4	13%
A. Fam	14	15	28	14	12%
J. Valero	12	10	7	5	13%
H. Calvo	10	7	6	10	7%
L. Conesa	10	7	7	11	10%
B. Tor	7	6	10	3	6%
A. Termis	10	6	14	5	8%
M. Mata	4	6	10	2	4%
Q. Ikhiuwu	3	4	3	2	3%
I. Monteagudo	2	1	1	5	2%
S. Alonso	4	1	4	6	3%

FIBA U17 Women's Basketball World Cup

Hungary 2022



Spain

Cumulated Statistics

#	Players	G	Min	FG	2pts	3pts	FT	O	D	Tot	As	PF	To	St	BS	+/-	Ef	Pts
4	I. Martin	7	193	34/7744.2%	28/5253.8%	6/2524%	20/2774.1%	1	15	16	43	14	33	20	1	45	91	94
13	C. Viegas	7	139	27/6144.3%	4/1040%	23/5145.1%	5/771.4%	2	6	8	5	5	8	5	2	49	58	82
10	A. Fam	7	200	31/5556.4%	31/5457.4%	0/10%	13/2161.9%	21	48	69	18	15	26	17	8	79	129	75
11	J. Valero	7	162	18/6030%	10/3528.6%	8/2532%	6/1442.9%	6	12	18	7	6	12	16	2	40	31	50
12	H. Calvo	7	137	15/3345.5%	13/2650%	2/728.6%	4/1136.4%	6	10	16	13	9	9	13	0	48	44	36
7	L. Conesa	7	136	14/4630.4%	9/2634.6%	5/2025%	0/20%	7	11	18	15	11	21	15	3	38	29	33
8	B. Tor	7	97	12/2941.4%	9/2437.5%	3/560%	4/850%	13	11	24	4	16	4	7	0	15	41	31
17	A. Termis	7	140	14/3737.8%	14/3342.4%	0/40%	2/366.7%	11	24	35	7	10	8	2	7	16	49	30
18	M. Mata	6	59	12/1963.2%	12/1963.2%	0/0-%	4/757.1%	14	12	26	3	6	8	2	1	31	42	28
16	Q. Ikhiuwu	6	46	7/1643.8%	7/1643.8%	0/0-%	4/580%	4	4	8	2	7	4	3	0	6	17	18
9	I. Monteagudo	3	29	3/1127.3%	3/837.5%	0/30%	1/250%	1	1	2	7	0	2	0	0	27	5	7
6	S. Alonso	5	63	2/1414.3%	2/633.3%	0/80%	2/2100%	4	6	10	8	5	8	2	0	21	6	6
Team/Coaches								15	26	41	0	0	9	0	0	0.0	0.0	
TOTALS			1400	189/45841.3%	142/30946%	47/14931.5%	65/10959.6%	105	186	291	132	104	152	102	24	83	542.0	490

Average Statistics

#	Players	G	Min	FG	2pts	3pts	FT	O	D	Tot	As	PF	To	St	BS	+/-	Ef	Pts
4	I. Martin	7	27.6	4.9/11.044.2%	4.0/7.453.8%	0.9/3.624%	2.9/3.974.1%	0.1	2.1	2.3	6.1	2.0	4.7	2.9	0.1	6.4	13.0	13,4
13	C. Viegas	7	19.8	3.9/8.744.3%	0.6/1.440%	3.3/7.345.1%	0.7/1.071.4%	0.3	0.9	1.1	0.7	0.7	1.1	0.7	0.3	7.0	8.3	11,7
10	A. Fam	7	28.5	4.4/7.956.4%	4.4/7.757.4%	0.0/0.10%	1.9/3.061.9%	3.0	6.9	9.9	2.6	2.1	3.7	2.4	1.1	11.3	18.4	10,7
11	J. Valero	7	23.2	2.6/8.630%	1.4/5.028.6%	1.1/3.632%	0.9/2.042.9%	0.9	1.7	2.6	1.0	0.9	1.7	2.3	0.3	5.7	4.4	7,1
12	H. Calvo	7	19.6	2.1/4.745.5%	1.9/3.750%	0.3/1.028.6%	0.6/1.636.4%	0.9	1.4	2.3	1.9	1.3	1.3	1.9	0.0	6.9	6.3	5,1
7	L. Conesa	7	19.4	2.0/6.630.4%	1.3/3.734.6%	0.7/2.925%	0.0/0.30%	1.0	1.6	2.6	2.1	1.6	3.0	2.1	0.4	5.4	4.1	4,7
18	M. Mata	6	9.8	2.0/3.263.2%	2.0/3.263.2%	0.0/0.0-%	0.7/1.257.1%	2.3	2.0	4.3	0.5	1.0	1.3	0.3	0.2	5.2	7.0	4,7
8	B. Tor	7	13.9	1.7/4.141.4%	1.3/3.437.5%	0.4/0.760%	0.6/1.150%	1.9	1.6	3.4	0.6	2.3	0.6	1.0	0.0	2.1	5.9	4,4
17	A. Termis	7	20.0	2.0/5.337.8%	2.0/4.742.4%	0.0/0.60%	0.3/0.466.7%	1.6	3.4	5.0	1.0	1.4	1.1	0.3	1.0	2.3	7.0	4,3
16	Q. Ikhiuwu	6	7.7	1.2/2.743.8%	1.2/2.743.8%	0.0/0.0-%	0.7/0.880%	0.7	0.7	1.3	0.3	1.2	0.7	0.5	0.0	1.0	2.8	3
9	I. Monteagudo	3	9.5	1.0/3.727.3%	1.0/2.737.5%	0.0/1.00%	0.3/0.750%	0.3	0.3	0.7	2.3	0.0	0.7	0.0	0.0	9.0	1.7	2,3
6	S. Alonso	5	12.6	0.4/2.814.3%	0.4/1.233.3%	0.0/1.60%	0.4/0.4100%	0.8	1.2	2.0	1.6	1.0	1.6	0.4	0.0	4.2	1.2	1,2
Team/Coaches								2.1	3.7	5.9	0.0	0.0	1.3	0.0	0.0	0.0	0.0	
TOTALS			200.0	27.0/65.441.3%	20.3/44.146%	6.7/21.331.5%	9.3/15.659.6%	15.0	26.6	41.6	18.9	14.9	21.7	14.6	3.4	11.9	77.4	70

FIBA U17 Women's Basketball World Cup

HUNGARY 2022

1^a-2^a Place

USA-Spain (84-62)

Spain



Pun/Min	#	Players	Min	Pts	FG	2Pts	3Pts	FT	OREB	DREB	REB	AST	PF	TO	STL	BLK	+/-	EFF					
0,38	4	Iyana Martin Carrion	37	14	4/1233.3%	3/837.5%	1/425%	5/683.3%	0	1	1	8	3	7	3	0	-17	10					
0,85	7	Laia Conesa Calvet	13	11	4/580%	1/250%	3/3100%	0/0-	0	0	0	1	1	1	2	0	-4	12					
0,39	13	Carla Viegas Segura	28	11	4/1136.4%	1/250%	3/933.3%	0/0-	0	1	1	0	2	1	1	0	-21	5					
0,24	10	Awa Fam Thiam	33	8	3/742.9%	3/742.9%	0/0-	2/450%	0	8	8	5	2	5	1	2	-4	13					
0,53	18	Marina Mata Galindo	15	8	4/580%	4/580%	0/0-	0/0-	2	3	5	0	2	0	0	0	0	12					
0,80	16	Queen Omoyemwense	5	4	2/366.7%	2/366.7%	0/0-	0/0-	1	0	1	0	2	0	1	0	-7	5					
0,40	6	Sofia Alonso Hidalgo	5	2	1/250%	1/1100%	0/10%	0/0-	0	1	1	0	1	1	0	0	-9	1					
0,20	8	Blau Tor Cabezas	10	2	1/250%	1/250%	0/0-	0/20%	2	0	2	0	1	1	0	0	-11	0					
0,12	17	Ariadna Termis Casas	17	2	1/616.7%	1/520%	0/10%	0/0-	2	1	3	1	0	3	0	2	-22	0					
0,00	9	Ines Monteagudo	2	0	0/0-	0/0-	0/0-	0/0-	0	0	0	2	0	0	0	0	2	2					
0,00	11	Judit Valero Rodriguez	16	0	0/50%	0/30%	0/20%	0/0-	1	1	2	0	2	4	3	0	-12	-4					
0,00	12	Habtenesh Mayam	20	0	0/40%	0/30%	0/10%	0/0-	1	1	2	2	1	2	3	0	-5	1					
Team/Coaches									5	5	10		0	1									
Totals									62	24/6238.7%	17/4141.5%	7/2133.3%	7/1258.3%	14	22	36	19	17	26	14	4	-22	57

[Team Comparison](#)
[Shot Chart](#)

[Overview](#)
[Videos](#)

Q1	Q2	Q3	Q4
24-13	12-13	21-18	27-18

Totals	Minutes	Points	Rebounds	Assists	FG
# Players	%	%	%	%	%
4 Iyana Martin Carrion	18	23	4	42	19%
7 Laia Conesa Calvet	6	18	0	5	8%
13 Carla Viegas Segura	14	18	4	0	18%
10 Awa Fam Thiam	16	13	31	26	11%
18 Marina Mata Galindo	7	13	19	0	8%
16 Queen Omoyemwense	2	6	4	0	5%
6 Sofia Alonso Hidalgo	2	3	4	0	3%
8 Blau Tor Cabezas	5	3	8	0	3%
17 Ariadna Termis Casas	8	3	12	5	10%
9 Ines Monteagudo Pardo	1	0	0	11	0%
11 Judit Valero Rodriguez	8	0	8	0	8%
12 Habtenesh Mayam	10	0	8	11	6%

FIBA U17 Women's Basketball World Cup

HUNGARY 2022

SemiFinal

Spain-France (66-59)

Spain



Pun/Min	#	Players	Min	Pts	FG	2Pts	3Pts	FT	OREB	DREB	REB	AST	PF	TO	STL	BLK	+/-	EFF					
0,59	4	Iyana Martin Carrion	34	20	6/1442.9%	5/1145.5%	1/333.3%	7/887.5%	0	4	4	7	2	5	5	0	8	22					
0,48	13	Carla Viegas Segura	29	14	4/1040%	0/10%	4/944.4%	2/366.7%	0	1	1	0	1	0	0	0	11	8					
0,34	10	Awa Fam Thiam	35	12	2/540%	2/450%	0/10%	8/8100%	3	6	9	2	3	2	5	1	7	24					
0,31	11	Judit Valero Rodriguez	29	9	4/1136.4%	3/742.9%	1/425%	0/30%	1	1	2	0	0	3	1	1	9	0					
0,32	8	Blau Tor Cabezas	19	6	2/2100%	1/1100%	1/1100%	1/250%	0	1	1	3	1	0	1	0	10	10					
0,12	7	Laia Conesa Calvet	17	2	1/333.3%	1/1100%	0/20%	0/0-	1	1	2	0	2	3	2	1	-3	2					
0,09	17	Ariadna Termis Casas	23	2	1/520%	1/425%	0/10%	0/0-	1	1	2	2	1	0	0	0	1	2					
0,09	12	Habtenesh Mayam	11	1	0/10%	0/10%	0/0-	1/250%	1	1	2	0	2	0	0	0	-4	1					
0,00	16	Queen Omoyemwense	4	0	0/10%	0/10%	0/0-	0/0-	0	0	0	0	1	0	0	0	-4	-1					
	6	Sofia Alonso Hidalgo	DNP																				
	9	Ines Monteagudo Pardo	DNP																				
	18	Marina Mata Galindo	DNP																				
Team/Coaches									0	6	6		0	2									
Totals									66	20/5238.5%	13/3141.9%	7/2133.3%	19/2673.1%	7	22	29	14	13	15	14	3	7	68

[Team Comparison](#)
[Shot Chart](#)

[Overview](#)
[Videos](#)

Q1	Q2	Q3	Q4
11-20	15-13	17-15	23-11

Totals		Minutes	Points	Rebounds	Assists	FG
#	Players	%	%	%	%	%
4	Iyana Martin Carrion	17	30	17	50	27%
13	Carla Viegas Segura	14	21	4	0	19%
10	Awa Fam Thiam	17	18	39	14	10%
11	Judit Valero Rodriguez	14	14	9	0	21%
8	Blau Tor Cabezas	9	9	4	21	4%
7	Laia Conesa Calvet	8	3	9	0	6%
17	Ariadna Termis Casas	11	3	9	14	10%
12	Habtenesh Mayam	5	2	9	0	2%
16	Queen Omoyemwense	2	0	0	0	2%
6	Sofia Alonso Hidalgo					
9	Ines Monteagudo Pardo					
18	Marina Mata Galindo					

FIBA U17 Women's Basketball World Cup

HUNGARY 2022

Quarter-Final

Australia-Spain (51-62)

Spain



Pun/Min	#	Players	Min	Pts	FG	2Pts	3Pts	FT	OREB	DREB	REB	AST	PF	TO	STL	BLK	+/-	EFF
7,63	10	Awa Fam Thiam	37:44:00	12	5/1050%	5/1050%	0/0-	2/366.7%	3	14	17	4	2	6	6	2	11	29
8,83	11	Judit Valero Rodriguez	32:38:00	12	4/850%	1/425%	3/475%	1/250%	0	4	4	2	1	0	1	0	4	14
7,89	4	Iyana Martin Carrion	30:24:00	10	5/1435.7%	5/1145.5%	0/30%	0/20%	0	2	2	7	1	4	1	0	20	5
25,51	13	Carla Viegas Segura	8:28	9	3/650%	0/0-	3/650%	0/0-	0	0	0	0	0	0	1	0	10	7
8,48	12	Habtenesh Mayam	19:49	7	3/475%	2/366.7%	1/1100%	0/10%	0	0	0	3	0	2	2	0	-7	8
5,02	7	Laia Conesa Calvet	28:41:00	6	3/933.3%	3/650%	0/30%	0/10%	1	2	3	2	0	3	2	1	6	4
6,86	17	Ariadna Termis Casas	20:59	6	3/475%	3/475%	0/0-	0/0-	1	3	4	2	4	1	0	0	13	10
0,00	8	Blau Tor Cabezas	17:38	0	0/40%	0/30%	0/10%	0/0-	1	1	2	0	4	0	1	0	-3	-1
0,00	18	Marina Mata Galindo	3:39	0	0/10%	0/10%	0/0-	0/0-	1	0	1	0	1	2	1	0	1	-1
	6	Sofia Alonso Hidalgo	DNP															
	9	Ines Monteagudo Pardo	DNP															
	16	Queen Omoyemwense	DNP															
Team/Coaches									4	0	4		0	4				
Totals			200	62	26/6043.3%	19/4245.2%	7/1838.9%	3/933.3%	11	26	37	20	13	22	15	3	11	75

[Team Comparison](#)
[Shot Chart](#)

[Overview](#)
[Videos](#)

Q1	Q2	Q3	Q4
14-19	10-19	13-13	14-11

Totals	Minutes	Points	Rebounds	Assists	FG
# Players	%	%	%	%	%
10 Awa Fam Thiam	19	19	52	20	17%
11 Judit Valero Rodriguez	17	19	12	10	13%
4 Iyana Martin Carrion	15	16	6	35	23%
13 Carla Viegas Segura	4	15	0	0	10%
12 Habtenesh Mayam	10	11	0	15	7%
7 Laia Conesa Calvet	14	10	9	10	15%
17 Ariadna Termis Casas	11	10	12	10	7%
8 Blau Tor Cabezas	9	0	6	0	7%
18 Marina Mata Galindo	2	0	3	0	2%
6 Sofia Alonso Hidalgo					
9 Ines Monteagudo Pardo					
16 Queen Omoyemwense					

FIBA U17 Women's Basketball World Cup

HUNGARY 2022

Round of 16

Spain-Mali (62-56)

Spain



Pun/Min	#	Players	Min	Pts	FG	2Pts	3Pts	FT	OREB	DREB	REB	AST	PF	TO	STL	BLK	+/-	EFF					
0,67	4	Iyana Martin Carrion	30	20	6/1250%	5/955.6%	1/333.3%	7/887.5%	0	0	0	5	3	8	4	1	-1	15					
0,38	13	Carla Viegas Segura	24	9	3/1030%	2/366.7%	1/714.3%	2/2100%	0	0	0	0	0	0	1	0	7	3					
0,23	10	Awa Fam Thiam	30	7	3/650%	3/650%	0/0-	1/616.7%	5	6	11	0	3	5	1	2	4	8					
0,21	11	Judit Valero Rodriguez	28	6	2/922.2%	1/425%	1/520%	1/250%	0	1	1	1	0	1	4	0	4	3					
0,29	17	Ariadna Termis Casas	21	6	3/475%	3/475%	0/0-	0/0-	1	7	8	0	2	0	0	0	0	13					
0,25	7	Laia Conesa Calvet	20	5	2/633.3%	1/1100%	1/520%	0/0-	0	2	2	1	2	4	2	0	3	2					
0,28	12	Habtenesh Mayam	18	5	2/633.3%	1/250%	1/425%	0/20%	1	1	2	1	4	3	2	0	7	1					
0,22	6	Sofia Alonso Hidalgo	9	2	0/10%	0/0-	0/10%	2/2100%	0	2	2	0	0	1	0	0	1	2					
0,18	8	Blau Tor Cabezas	11	2	1/520%	1/520%	0/0-	0/0-	1	2	3	0	3	0	0	0	1	1					
0,00	16	Queen Omoyemwense	2	0	0/0-	0/0-	0/0-	0/0-	0	0	0	0	0	1	0	0	-2	-1					
0,00	18	Marina Mata Galindo	6	0	0/10%	0/10%	0/0-	0/0-	1	0	1	0	0	2	0	1	6	-1					
	9	Ines Monteagudo Pardo	DNP																				
Team/Coaches									3	4	7		0	0									
Totals									62	22/6036.7%	17/3548.6%	5/2520%	13/2259.1%	12	25	37	8	17	25	14	4	6	46

[Team Comparison](#)
[Shot Chart](#)

[Overview](#)
[Videos](#)

Q1	Q2	Q3	Q4
17-12	17-12	17-21	14-11

Totals	Minutes	Points	Rebounds	Assists	FG
# Players	%	%	%	%	%
4 Iyana Martin Carrion	15	32	0	63	20%
13 Carla Viegas Segura	12	15	0	0	17%
10 Awa Fam Thiam	15	11	37	0	10%
11 Judit Valero Rodriguez	14	10	3	13	15%
17 Ariadna Termis Casas	11	10	27	0	7%
7 Laia Conesa Calvet	10	8	7	13	10%
12 Habtenesh Mayam	9	8	7	13	10%
6 Sofia Alonso Hidalgo	5	3	7	0	2%
8 Blau Tor Cabezas	6	3	10	0	8%
16 Queen Omoyemwense	1	0	0	0	0%
18 Marina Mata Galindo	3	0	3	0	2%
9 Ines Monteagudo Pardo					

FIBA U17 Women's Basketball World Cup

HUNGARY 2022

Group Phase 3

Spain-Korea (92-52)

Spain



Pun/Min	#	Players	Min	Pts	FG	2Pts	3Pts	FT	OREB	DREB	REB	AST	PF	TO	STL	BLK	+/-	EFF
0,68	13	Carla Viegas Segura	19	13	4/1040%	0/20%	4/850%	1/250%	0	1	1	4	1	3	0	1	20	9
0,87	18	Marina Mata Galindo	15	13	5/771.4%	5/771.4%	0/0-	3/475%	6	5	11	1	1	3	0	0	11	19
0,60	10	Awa Fam Thiam	20	12	6/966.7%	6/966.7%	0/0-	0/0-	3	4	7	3	1	3	2	0	21	18
0,55	11	Judit Valero Rodriguez	20	11	4/1136.4%	3/837.5%	1/333.3%	2/366.7%	2	2	4	0	1	1	3	0	23	9
0,56	12	Habtenesh Mayam	18	10	5/683.3%	5/683.3%	0/0-	0/0-	2	4	6	3	1	1	2	0	20	19
0,64	9	Ines Monteagudo	11	7	3/475%	3/475%	0/0-	1/250%	0	0	0	1	0	1	0	0	18	5
0,58	16	Queen Omoyemwense	12	7	2/450%	2/450%	0/0-	3/3100%	1	1	2	1	2	1	0	0	11	7
0,30	4	Iyana Martin Carrion	20	6	3/1030%	3/560%	0/50%	0/0-	0	4	4	2	1	4	3	0	13	4
0,38	8	Blau Tor Cabezas	13	5	2/366.7%	2/366.7%	0/0-	1/250%	2	1	3	0	1	1	3	0	10	8
0,38	17	Ariadna Termis Casas	13	5	2/540%	2/540%	0/0-	1/250%	4	3	7	0	1	0	1	0	11	9
0,16	7	Laia Conesa Calvet	19	3	1/616.7%	0/40%	1/250%	0/0-	4	1	5	6	2	4	3	0	23	8
0,00	6	Sofia Alonso Hidalgo	20	0	0/50%	0/30%	0/20%	0/0-	4	1	5	4	1	3	2	0	19	3
Team/Coaches									0	1	1		0	0				
Totals			200	92	37/8046.2%	31/6051.7%	6/2030%	12/1866.7%	28	28	56	25	13	25	19	1	40	118

[Team Comparison](#)
[Shot Chart](#)

[Overview](#)
[Videos](#)

Q1	Q2	Q3	Q4
22-19	17-13	29-10	24-10

Totals	Minutes	Points	Rebounds	Assists	FG
# Players	%	%	%	%	%
13 Carla Viegas Segura	10	14	2	16	13%
18 Marina Mata Galindo	8	14	20	4	9%
10 Awa Fam Thiam	10	13	13	12	12%
11 Judit Valero Rodriguez	10	12	7	0	14%
12 Habtenesh Mayam	9	11	11	12	8%
9 Ines Monteagudo Pardo	6	8	0	4	5%
16 Queen Omoyemwense	6	8	4	4	5%
4 Iyana Martin Carrion	10	7	7	8	13%
8 Blau Tor Cabezas	7	5	5	0	4%
17 Ariadna Termis Casas	7	5	13	0	6%
7 Laia Conesa Calvet	10	3	9	24	8%
6 Sofia Alonso Hidalgo	10	0	9	16	6%

FIBA U17 Women's Basketball World Cup

HUNGARY 2022

Group Phase 2

Spain-Egypt (86-48)

Spain



Pun/Min	#	Players	Min	Pts	FG	2Pts	3Pts	FT	OREB	DREB	REB	AST	PF	TO	STL	BLK	+/-	EFF
0,79	13	Carla Viegas Segura	19	15	5/771.4%	0/0-	5/771.4%	0/0-	2	2	4	1	0	2	1	0	19	17
0,82	8	Blau Tor Cabezas	17	14	5/955.6%	3/650%	2/366.7%	2/2100%	4	3	7	1	2	1	2	0	13	19
0,78	10	Awa Fam Thiam	18	14	7/1070%	7/1070%	0/0-	0/0-	3	6	9	1	1	2	0	1	30	20
0,80	4	Iyana Martin Carrion	15	12	4/666.7%	1/250%	3/475%	1/250%	1	0	1	6	1	0	0	0	14	16
0,47	16	Queen Omoyemwense	15	7	3/560%	3/560%	0/0-	1/250%	2	2	4	1	0	1	2	0	4	10
0,54	18	Marina Mata Galindo	13	7	3/475%	3/475%	0/0-	1/333.3%	4	4	8	1	2	0	0	0	13	13
0,35	11	Judit Valero Rodriguez	17	6	2/922.2%	1/425%	1/520%	1/250%	1	2	3	3	1	1	3	1	22	7
0,29	17	Ariadna Termis Casas	17	5	2/540%	2/450%	0/10%	1/1100%	0	5	5	1	0	2	1	1	16	8
0,21	7	Laia Conesa Calvet	19	4	2/825%	2/633.3%	0/20%	0/10%	1	2	3	3	3	1	0	1	16	3
0,09	12	Habtenesh Mayam	22	2	1/520%	1/425%	0/10%	0/0-	0	0	0	3	0	1	2	0	27	2
0,00	6	Sofia Alonso Hidalgo	14	0	0/30%	0/0-	0/30%	0/0-	0	1	1	4	2	3	0	0	9	-1
0,00	9	Ines Monteagudo Pardo	15	0	0/70%	0/40%	0/30%	0/0-	1	1	2	4	0	1	0	0	7	-2
Team/Coaches									2	6	8		0	0				
Totals			200	86	34/7843.6%	23/4946.9%	11/2937.9%	7/1353.8%	21	34	55	29	12	15	11	4	38	112

[Team Comparison](#)
[Shot Chart](#)

[Overview](#)
[Videos](#)

Q1	Q2	Q3	Q4
18-10	22-6	26-18	20-14

Totals	Minutes	Points	Rebounds	Assists	FG
# Players	%	%	%	%	%
13 Carla Viegas Segura	9	17	9	3	9%
8 Blau Tor Cabezas	8	16	15	3	12%
10 Awa Fam Thiam	9	16	19	3	13%
4 Iyana Martin Carrion	7	14	2	21	8%
16 Queen Omoyemwense	7	8	9	3	6%
18 Marina Mata Galindo	6	8	17	3	5%
11 Judit Valero Rodriguez	8	7	6	10	12%
17 Ariadna Termis Casas	8	6	11	3	6%
7 Laia Conesa Calvet	9	5	6	10	10%
12 Habtenesh Mayam	11	2	0	10	6%
6 Sofia Alonso Hidalgo	7	0	2	14	4%
9 Ines Monteagudo Pardo	7	0	4	14	9%

FIBA U17 Women's Basketball World Cup

HUNGARY 2022

Group Phase 1

Canada-Spain (57-60)

Spain



Pun/Min	#	Players	Min	Pts	FG	2Pts	3Pts	FT	OREB	DREB	REB	AST	PF	TO	STL	BLK	+/-	EFF
0,44	4	Iyana Martin Carrion	27	12	6/966.7%	6/6100%	0/30%	0/10%	0	4	4	8	3	5	4	0	8	19
0,39	12	Habtenesh Mayam	28	11	4/757.1%	4/757.1%	0/0-	3/650%	1	3	4	1	1	0	2	0	10	12
0,92	13	Carla Viegas Segura	12	11	4/757.1%	1/250%	3/560%	0/0-	0	1	1	0	1	2	1	1	3	9
0,38	10	Awa Fam Thiam	26	10	5/862.5%	5/862.5%	0/0-	0/0-	4	4	8	3	3	3	2	0	10	17
0,32	11	Judit Valero Rodriguez	19	6	2/728.6%	1/520%	1/250%	1/250%	1	1	2	1	1	2	1	0	-10	2
0,14	17	Ariadna Termis Casas	29	4	2/825%	2/728.6%	0/10%	0/0-	2	4	6	1	2	2	0	4	-3	7
0,14	6	Sofia Alonso Hidalgo	14	2	1/333.3%	1/250%	0/10%	0/0-	0	1	1	0	1	0	0	0	1	1
0,10	7	Laia Conesa Calvet	20	2	1/911.1%	1/616.7%	0/30%	0/0-	0	3	3	2	1	5	4	0	-3	-2
0,20	8	Blau Tor Cabezas	10	2	1/425%	1/425%	0/0-	0/0-	3	3	6	0	4	1	0	0	-5	4
0,00	16	Queen Omoyemwense	8	0	0/30%	0/30%	0/0-	0/0-	0	1	1	0	2	1	0	0	4	-3
0,00	18	Marina Mata Galindo	7	0	0/10%	0/10%	0/0-	0/0-	0	0	0	1	0	1	1	0	0	0
	9	Ines Monteagudo Pardo	DNP															
Team/Coaches									1	4	5		0	2				
Totals			200	60	26/6639.4%	22/5143.1%	4/1526.7%	4/944.4%	12	29	41	17	19	24	15	5	3	66

[Team Comparison](#)
[Shot Chart](#)

[Overview](#)
[Videos](#)

Q1	Q2	Q3	Q4
15-17	16-18	11-16	15-9

Totals	Minutes	Points	Rebounds	Assists	FG
# Players	%	%	%	%	%
4 Iyana Martin Carrion	14	20	11	47	14%
12 Habtenesh Mayam	14	18	11	6	11%
13 Carla Viegas Segura	6	18	3	0	11%
10 Awa Fam Thiam	13	17	22	18	12%
11 Judit Valero Rodriguez	10	10	6	6	11%
17 Ariadna Termis Casas	15	7	17	6	12%
6 Sofia Alonso Hidalgo	7	3	3	0	5%
7 Laia Conesa Calvet	10	3	8	12	14%
8 Blau Tor Cabezas	5	3	17	0	6%
16 Queen Omoyemwense	4	0	3	0	5%
18 Marina Mata Galindo	4	0	0	6	2%
9 Ines Monteagudo Pardo					

FIBA U17 Women's Basketball World Cup

Hungary 2022

Spain

I. Martin



Pun/Min	Match	Min	FG	2pts	3pts	FT	OREB	DREB	REB	AST	PF	TO	STL	BLK	+/-	EFF	Pts
0,44	vs CANGroup Phase	27	6/966.7%	6/6100%	0/30%	0/10%	0	4	4	8	3	5	4	0	8	19	12
0,80	vs EGYGroup Phase	15	4/666.7%	1/250%	3/475%	1/250%	1	0	1	6	1	0	0	0	14	16	12
0,30	vs KORGroup Phase	20	3/1030%	3/560%	0/50%	0/0%	0	4	4	2	1	4	3	0	13	4	6
0,67	vs MLIRound of 16	30	6/1250%	5/955.6%	1/333.3%	7/887.5%	0	0	0	5	3	8	4	1	-1	15	20
0,33	vs AUSQuarter-Finals	30	5/1435.7%	5/1145.5%	0/30%	0/20%	0	2	2	7	1	4	1	0	20	5	10
0,59	vs FRASemi-Finals	34	6/1442.9%	5/1145.5%	1/333.3%	7/887.5%	0	4	4	7	2	5	5	0	8	22	20
0,39	vs USAFinal	36	4/1233.3%	3/837.5%	1/425%	5/683.3%	0	1	1	8	3	7	3	0	-17	10	14
		Min	FG	2pts	3pts	FT	O	D	Tot	As	PF	To	St	BS	+/-	Ef	Pts
0,49	Accumulated	193	34/7744.2%	28/5253.8%	6/2524%	20/2774.1%	1	15	16	43	14	33	20	1	45	91	94
	Average	27.6	4.9/1144.2%	4/7.453.8%	0.9/3.624%	2.9/3.974.1%	0.1	2.1	2.3	6.1	2	4.7	2.9	0.1	6.4	13	13.4

C. Viegas

Pun/Min	Match	Min	FG	2pts	3pts	FT	OREB	DREB	REB	AST	PF	TO	STL	BLK	+/-	EFF	Pts
0,92	vs CANGroup Phase	12	4/757.1%	1/250%	3/560%	0/0%	0	1	1	0	1	2	1	1	3	9	11
0,79	vs EGYGroup Phase	19	5/771.4%	0/0%	5/771.4%	0/0%	2	2	4	1	0	2	1	0	19	17	15
0,68	vs KORGroup Phase	19	4/1040%	0/20%	4/850%	1/250%	0	1	1	4	1	3	0	1	20	9	13
0,38	vs MLIRound of 16	24	3/1030%	2/366.7%	1/714.3%	2/2100%	0	0	0	0	0	0	1	0	7	3	9
1,13	vs AUSQuarter-Finals	8	3/650%	0/0%	3/650%	0/0%	0	0	0	0	0	0	1	0	10	7	9
0,48	vs FRASemi-Finals	29	4/1040%	0/10%	4/944.4%	2/366.7%	0	1	1	0	1	0	0	0	11	8	14
0,39	vs USAFinal	28	4/1136.4%	1/250%	3/933.3%	0/0%	0	1	1	0	2	1	1	0	-21	5	11
		Min	FG	2pts	3pts	FT	O	D	Tot	As	PF	To	St	BS	+/-	Ef	Pts
0,59	Accumulated	139	27/6144.3%	4/1040%	23/5145.1%	5/771.4%	2	6	8	5	5	8	5	2	49	58	82
	Average	19.8	3.9/8.744.3%	0.6/1.440%	3.3/7.345.1%	0.7/1.71.4%	0.3	0.9	1.1	0.7	0.7	1.1	0.7	0.3	7	8.3	11.7

A. Fam

Pun/Min	Match	Min	FG	2pts	3pts	FT	OREB	DREB	REB	AST	PF	TO	STL	BLK	+/-	EFF	Pts
0,38	vs CANGroup Phase	26	5/862.5%	5/862.5%	0/0%	0/0%	4	4	8	3	3	3	2	0	10	17	10
0,78	vs EGYGroup Phase	18	7/1070%	7/1070%	0/0%	0/0%	3	6	9	1	1	2	0	1	30	20	14
0,60	vs KORGroup Phase	20	6/966.7%	6/966.7%	0/0%	0/0%	3	4	7	3	1	3	2	0	21	18	12
0,23	vs MLIRound of 16	30	3/650%	3/650%	0/0%	1/616.7%	5	6	11	0	3	5	1	2	4	8	7
0,32	vs AUSQuarter-Finals	38	5/1050%	5/1050%	0/0%	2/366.7%	3	14	17	4	2	6	6	2	11	29	12
0,34	vs FRASemi-Finals	35	2/540%	2/450%	0/10%	8/8100%	3	6	9	2	3	2	5	1	7	24	12
0,24	vs USAFinal	33	3/742.9%	3/742.9%	0/0%	2/450%	0	8	8	5	2	5	1	2	-4	13	8
		Min	FG	2pts	3pts	FT	O	D	Tot	As	PF	To	St	BS	+/-	Ef	Pts
0,38	Accumulated	200	31/5556.4%	31/5457.4%	0/10%	13/2161.9%	21	48	69	18	15	26	17	8	79	129	75
	Average	28.6	4.4/7.956.4%	4.4/7.757.4%	0/0.10%	1.9/3.61.9%	3	6.9	9.9	2.6	2.1	3.7	2.4	1.1	11.3	18.4	10.7

FIBA U17 Women's Basketball World Cup

Hungary 2022

Spain

J. Valero



Pun/Min	Match	Min	FG	2pts	3pts	FT	OREB	DREB	REB	AST	PF	TO	STL	BLK	+/-	EFF	Pts
0,32	vs CANGroup Phase	19	2/728.6%	1/520%	1/250%	1/250%	1	1	2	1	1	2	1	0	-10	2	6
0,35	vs EGYGroup Phase	17	2/922.2%	1/425%	1/520%	1/250%	1	2	3	3	1	1	3	1	22	7	6
0,55	vs KORGroup Phase	20	4/1136.4%	3/837.5%	1/333.3%	2/366.7%	2	2	4	0	1	1	3	0	23	9	11
0,21	vs MLIRound of 16	28	2/922.2%	1/425%	1/520%	1/250%	0	1	1	1	0	1	4	0	4	3	6
0,36	vs AUSQuarter-Finals	33	4/850%	1/425%	3/475%	1/250%	0	4	4	2	1	0	1	0	4	14	12
0,31	vs FRASemi-Finals	29	4/1136.4%	3/742.9%	1/425%	0/30%	1	1	2	0	0	3	1	1	9	0	9
0,00	vs USAFinal	16	0/50%	0/30%	0/20%	0/00%	1	1	2	0	2	4	3	0	-12	-4	0
		Min	FG	2pts	3pts	FT	O	D	Tot	As	PF	To	St	BS	+/-	Ef	Pts
0,31	Accumulated	162	18/6030%	10/3528.6%	8/2532%	6/1442.9%	6	12	18	7	6	12	16	2	40	31	50
	Average	23.2	2.6/8.630%	1.4/528.6%	1.1/3.632%	0.9/242.9%	0.9	1.7	2.6	1	0.9	1.7	2.3	0.3	5.7	4.4	7.1

H. Calvo

Pun/Min	Match	Min	FG	2pts	3pts	FT	OREB	DREB	REB	AST	PF	TO	STL	BLK	+/-	EFF	Pts
0,39	vs CANGroup Phase	28	4/757.1%	4/757.1%	0/00%	3/650%	1	3	4	1	1	0	2	0	10	12	11
0,09	vs EGYGroup Phase	22	1/520%	1/425%	0/10%	0/00%	0	0	0	3	0	1	2	0	27	2	2
0,56	vs KORGroup Phase	18	5/683.3%	5/683.3%	0/00%	0/00%	2	4	6	3	1	1	2	0	20	19	10
0,28	vs MLIRound of 16	18	2/633.3%	1/250%	1/425%	0/20%	1	1	2	1	4	3	2	0	7	1	5
0,35	vs AUSQuarter-Finals	20	3/475%	2/366.7%	1/1100%	0/10%	0	0	0	3	0	2	2	0	-7	8	7
0,09	vs FRASemi-Finals	11	0/10%	0/10%	0/00%	1/250%	1	1	2	0	2	0	0	0	-4	1	1
0,00	vs USAFinal	20	0/40%	0/30%	0/10%	0/00%	1	1	2	2	1	2	3	0	-5	1	0
		Min	FG	2pts	3pts	FT	O	D	Tot	As	PF	To	St	BS	+/-	Ef	Pts
0,26	Accumulated	137	15/3345.5%	13/2650%	2/728.6%	4/1136.4%	6	10	16	13	9	9	13	0	48	44	36
	Average	19.6	2.1/4.745.5%	1.9/3.750%	0.3/1.28.6%	0.6/1.636.4%	0.9	1.4	2.3	1.9	1.3	1.3	1.9	0	6.9	6.3	5.1

L. Conesa

Pun/Min	Match	Min	FG	2pts	3pts	FT	OREB	DREB	REB	AST	PF	TO	STL	BLK	+/-	EFF	Pts
0,10	vs CANGroup Phase	20	1/911.1%	1/616.7%	0/30%	0/00%	0	3	3	2	1	5	4	0	-3	-2	2
0,21	vs EGYGroup Phase	19	2/825%	2/633.3%	0/20%	0/10%	1	2	3	3	3	1	0	1	16	3	4
0,16	vs KORGroup Phase	19	1/616.7%	0/40%	1/250%	0/00%	4	1	5	6	2	4	3	0	23	8	3
0,25	vs MLIRound of 16	20	2/633.3%	1/1100%	1/520%	0/00%	0	2	2	1	2	4	2	0	3	2	5
0,21	vs AUSQuarter-Finals	29	3/933.3%	3/650%	0/30%	0/10%	1	2	3	2	0	3	2	1	6	4	6
0,12	vs FRASemi-Finals	17	1/333.3%	1/1100%	0/20%	0/00%	1	1	2	0	2	3	2	1	-3	2	2
0,85	vs USAFinal	13	4/580%	1/250%	3/3100%	0/00%	0	0	0	1	1	1	2	0	-4	12	11
		Min	FG	2pts	3pts	FT	O	D	Tot	As	PF	To	St	BS	+/-	Ef	Pts
0,24	Accumulated	136	14/4630.4%	9/2634.6%	5/2025%	0/20%	7	11	18	15	11	21	15	3	38	29	33
	Average	19.4	2/6.630.4%	1.3/3.734.6%	0.7/2.925%	0/0.30%	1	1.6	2.6	2.1	1.6	3	2.1	0.4	5.4	4.1	4.7

FIBA U17 Women's Basketball World Cup

Hungary 2022

Spain

B. Tor



Pun/Min	Match	Min	FG	2pts	3pts	FT	OREB	DREB	REB	AST	PF	TO	STL	BLK	+/-	EFF	Pts
0,20	vs CANGroup Phase	10	1/425%	1/425%	0/00%	0/00%	3	3	6	0	4	1	0	0	-5	4	2
0,82	vs EGYGroup Phase	17	5/955.6%	3/650%	2/366.7%	2/2100%	4	3	7	1	2	1	2	0	13	19	14
0,38	vs KORGroup Phase	13	2/366.7%	2/366.7%	0/00%	1/250%	2	1	3	0	1	1	3	0	10	8	5
0,18	vs MLIRound of 16	11	1/520%	1/520%	0/00%	0/00%	1	2	3	0	3	0	0	0	1	1	2
0,00	vs AUSQuarter-Finals	18	0/40%	0/30%	0/10%	0/00%	1	1	2	0	4	0	1	0	-3	-1	0
0,32	vs FRASemi-Finals	19	2/2100%	1/1100%	1/1100%	1/250%	0	1	1	3	1	0	1	0	10	10	6
0,20	vs USAFinal	10	1/250%	1/250%	0/00%	0/20%	2	0	2	0	1	1	0	0	-11	0	2
		Min	FG	2pts	3pts	FT	O	D	Tot	As	PF	To	St	BS	+/-	Ef	Pts
0,32	Accumulated	97	12/2941.4%	9/2437.5%	3/560%	4/850%	13	11	24	4	16	4	7	0	15	41	31
	Average	13.9	1.7/4.141.4%	1.3/3.437.5%	0.4/0.760%	0.6/1.150%	1.9	1.6	3.4	0.6	2.3	0.6	1	0	2.1	5.9	4.4

A. Termis

Pun/Min	Match	Min	FG	2pts	3pts	FT	OREB	DREB	REB	AST	PF	TO	STL	BLK	+/-	EFF	Pts
0,14	vs CANGroup Phase	29	2/825%	2/728.6%	0/10%	0/00%	2	4	6	1	2	2	0	4	-3	7	4
0,29	vs EGYGroup Phase	17	2/540%	2/450%	0/10%	1/1100%	0	5	5	1	0	2	1	1	16	8	5
0,38	vs KORGroup Phase	13	2/540%	2/540%	0/00%	1/250%	4	3	7	0	1	0	1	0	11	9	5
0,29	vs MLIRound of 16	21	3/475%	3/475%	0/00%	0/00%	1	7	8	0	2	0	0	0	0	13	6
0,29	vs AUSQuarter-Finals	21	3/475%	3/475%	0/00%	0/00%	1	3	4	2	4	1	0	0	13	10	6
0,09	vs FRASemi-Finals	23	1/520%	1/425%	0/10%	0/00%	1	1	2	2	1	0	0	0	1	2	2
0,12	vs USAFinal	17	1/616.7%	1/520%	0/10%	0/00%	2	1	3	1	0	3	0	2	-22	0	2
		Min	FG	2pts	3pts	FT	O	D	Tot	As	PF	To	St	BS	+/-	Ef	Pts
0,21	Accumulated	140	14/3737.8%	14/3342.4%	0/40%	2/366.7%	11	24	35	7	10	8	2	7	16	49	30
	Average	20.0	2/5.337.8%	2/4.742.4%	0/0.60%	0.3/0.466.7%	1.6	3.4	5	1	1.4	1.1	0.3	1	2.3	7	4.3

M. Mata

Pun/Min	Match	Min	FG	2pts	3pts	FT	OREB	DREB	REB	AST	PF	TO	STL	BLK	+/-	EFF	Pts
0,00	vs CANGroup Phase	7	0/10%	0/10%	0/00%	0/00%	0	0	0	1	0	1	1	0	0	0	0
0,54	vs EGYGroup Phase	13	3/475%	3/475%	0/00%	1/333.3%	4	4	8	1	2	0	0	0	13	13	7
0,87	vs KORGroup Phase	15	5/771.4%	5/771.4%	0/00%	3/475%	6	5	11	1	1	3	0	0	11	19	13
0,00	vs MLIRound of 16	6	0/10%	0/10%	0/00%	0/00%	1	0	1	0	0	2	0	1	6	-1	0
0,00	vs AUSQuarter-Finals	4	0/10%	0/10%	0/00%	0/00%	1	0	1	0	1	2	1	0	1	-1	0
	vs FRASemi-Finals	DNP															
0,53	vs USAFinal	15	4/580%	4/580%	0/00%	0/00%	2	3	5	0	2	0	0	0	0	12	8
		Min	FG	2pts	3pts	FT	O	D	Tot	As	PF	To	St	BS	+/-	Ef	Pts
0,47	Accumulated	59	12/1963.2%	12/1963.2%	0/00%	4/757.1%	14	12	26	3	6	8	2	1	31	42	28
	Average	9.8	2/3.263.2%	2/3.263.2%	0/00%	0.7/1.257.1%	2.3	2	4.3	0.5	1	1.3	0.3	0.2	5.2	7	4.7

FIBA U17 Women's Basketball World Cup

Hungary 2022

Spain

Q. Ikhiuwu



Pun/Min	Match	Min	FG	2pts	3pts	FT	OREB	DREB	REB	AST	PF	TO	STL	BLK	+/-	EFF	Pts
0,00	vs CANGroup Phase	8	0/30%	0/30%	0/00%	0/00%	0	1	1	0	2	1	0	0	4	-3	0
0,47	vs EGYGroup Phase	15	3/560%	3/560%	0/00%	1/250%	2	2	4	1	0	1	2	0	4	10	7
0,58	vs KORGroup Phase	12	2/450%	2/450%	0/00%	3/3100%	1	1	2	1	2	1	0	0	11	7	7
0,00	vs MLIRound of 16	2	0/00%	0/00%	0/00%	0/00%	0	0	0	0	0	1	0	0	-2	-1	0
	vs AUSQuarter-Finals	DNP															
0,00	vs FRASemi-Finals	4	0/10%	0/10%	0/00%	0/00%	0	0	0	0	1	0	0	0	-4	-1	0
0,80	vs USAFinal	5	2/366.7%	2/366.7%	0/00%	0/00%	1	0	1	0	2	0	1	0	-7	5	4
		Min	FG	2pts	3pts	FT	O	D	Tot	As	PF	To	St	BS	+/-	Ef	Pts
0,39	Accumulated	46	7/1643.8%	7/1643.8%	0/00%	4/580%	4	4	8	2	7	4	3	0	6	17	18
	Average	7.7	1.2/2.743.8%	1.2/2.743.8%	0/00%	0.7/0.880%	0.7	0.7	1.3	0.3	1.2	0.7	0.5	0	1	2.8	3

I. Monteaugudo

Pun/Min	Match	Min	FG	2pts	3pts	FT	OREB	DREB	REB	AST	PF	TO	STL	BLK	+/-	EFF	Pts
	vs CANGroup Phase	DNP															
0,00	vs EGYGroup Phase	15	0/70%	0/40%	0/30%	0/00%	1	1	2	4	0	1	0	0	7	-2	0
0,64	vs KORGroup Phase	11	3/475%	3/475%	0/00%	1/250%	0	0	0	1	0	1	0	0	18	5	7
	vs MLIRound of 16	DNP															
	vs AUSQuarter-Finals	DNP															
	vs FRASemi-Finals	DNP															
0,00	vs USAFinal	2	0/00%	0/00%	0/00%	0/00%	0	0	0	2	0	0	0	0	2	2	0
		Min	FG	2pts	3pts	FT	O	D	Tot	As	PF	To	St	BS	+/-	Ef	Pts
0,24	Accumulated	29	3/1127.3%	3/837.5%	0/30%	1/250%	1	1	2	7	0	2	0	0	27	5	7
	Average	9.5	1/3.727.3%	1/2.737.5%	0/10%	0.3/0.750%	0.3	0.3	0.7	2.3	0	0.7	0	0	9	1.7	2.3


S. Alonso

Pun/Min	Match	Min	FG	2pts	3pts	FT	OREB	DREB	REB	AST	PF	TO	STL	BLK	+/-	EFF	Pts
0,14	vs CANGroup Phase	14	1/333.3%	1/250%	0/10%	0/00%	0	1	1	0	1	0	0	0	1	1	2
0,00	vs EGYGroup Phase	14	0/30%	0/00%	0/30%	0/00%	0	1	1	4	2	3	0	0	9	-1	0
0,00	vs KORGroup Phase	20	0/50%	0/30%	0/20%	0/00%	4	1	5	4	1	3	2	0	19	3	0
0,22	vs MLIRound of 16	9	0/10%	0/00%	0/10%	2/2100%	0	2	2	0	0	1	0	0	1	2	2
	vs AUSQuarter-Finals	DNP															
	vs FRASemi-Finals	DNP															
0,40	vs USAFinal	5	1/250%	1/1100%	0/10%	0/00%	0	1	1	0	1	1	0	0	-9	1	2
		Min	FG	2pts	3pts	FT	O	D	Tot	As	PF	To	St	BS	+/-	Ef	Pts
0,10	Accumulated	63	2/1414.3%	2/633.3%	0/80%	2/2100%	4	6	10	8	5	8	2	0	21	6	6
	Average	12.6	0.4/2.814.3%	0.4/1.233.3%	0/1.60%	0.4/0.4100%	0.8	1.2	2	1.6	1	1.6	0.4	0	4.2	1.2	1.2



FIBA U17 Women's Basketball World Cup

HUNGARY 2022



FIBA U17 Basketball World Cup

HUNGARY 2022

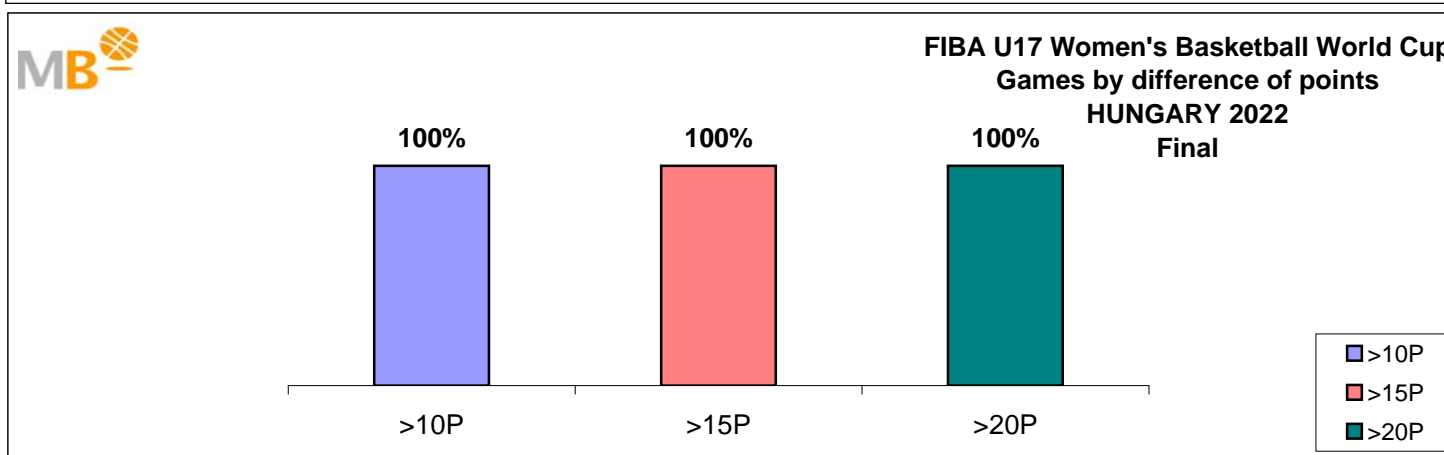
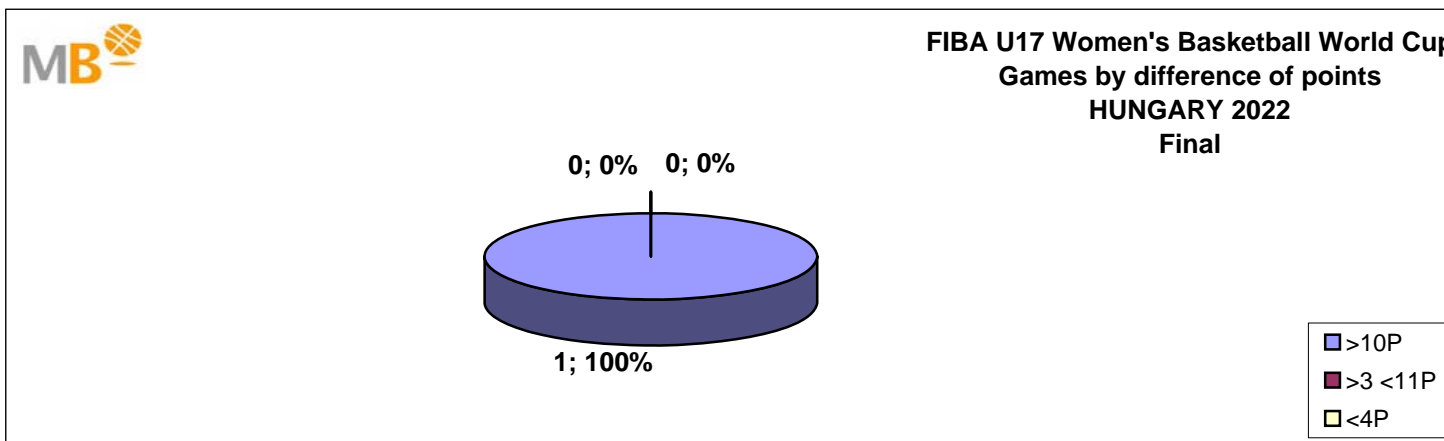


Date	Final	Date	3 ^a -4 ^a Place
17-jul	USA-Spain 84-62	17-jul	Canada-France 82-84
Date	5 ^a -6 ^a Place	Date	7 ^a -8 ^a Place
17-jul	Hungary-Australia 52-72	17-jul	Japan-Germany 50-59
Date	9 ^a -10 ^a Place	Date	11 ^a -12 ^a Place
17-jul	Slovenia-Mali 75-66	17-jul	New Zealand-Egypt 47-69
Date	13 ^a -14 ^a Place	Date	15 ^a -6 ^a Place
17-jul	Korea-Belgium 35-81	17-jul	Argentina-Mexico 68-55
Date	Semi-finals	Date	5 ^a -8 ^a Place
16-jul	Spain-France 66-59	16-jul	Australia-Germany 75-72
16-jul	Canada-USA 57-87	16-jul	Hungary-Japan 67-45
Date	9 ^a -12 ^a Place	Date	13 ^a -16 ^a Place
16-jul	Mali-Egypt 58-44	16-jul	Belgium-Mexico 88-42
16-jul	New Zealand-Slovenia 49-83	16-jul	Argentina-Korea 55-68
Date	Quarter-Finals	Date	9 ^a -16 ^a Place
15-jul	Australia-Spain 51-62	15-jul	Mexico-Egypt 57-67
15-jul	France-Germany 63-40	15-jul	Belgium-Mali 55-59
15-jul	Hungary-Canada 49-70	15-jul	Argentina-New Zealand 58-65
15-jul	Japan-USA 38-112	15-jul	Slovenia-Korea 92-61
Date	Round of 16	Date	Round of 16
13-jul	Mexico-France 39-86	13-jul	Spain-Mali 62-56
13-jul	Belgium-Australia 46-63	13-jul	Hungary-Argentina 82-53
13-jul	Japan-Slovenia 64-58	13-jul	Egypt-Germany 46-61
13-jul	Canada-New Zealand 70-36	13-jul	Korea-USA 29-114

Group Phase							
Date	GROUP A	Date	GROUP B	Date	GROUP C	Date	GROUP D
9-jul	Hungary-Belgium 55-39	9-jul	Australia-Slovenia 81-87	9-jul	Egypt-Korea 75-73	9-jul	Germany-New Zealand 68-35
9-jul	Mexico-Japan 40-77	9-jul	France-Argentina 98-35	9-jul	Canada-Spain 57-60	9-jul	USA-Mali 78-49
10-jul	Japan-Hungary 55-79	10-jul	Argentina-Australia 44-66	10-jul	Korea-Canada 58-92	10-jul	Mali-Germany 44-55
10-jul	Belgium-Mexico 92-43	10-jul	Slovenia-France 56-93	10-jul	Spain-Egypt 86-48	10-jul	New Zealand-USA 34-102
12-jul	Mexico-Hungary 36-71	12-jul	Australia-France 66-77	12-jul	Egypt-Canada 44-67	12-jul	Germany-USA 40-86
12-jul	Belgium-Japan 60-57	12-jul	Argentina-Slovenia 45-73	12-jul	Spain-Korea 92-52	12-jul	Mali-New Zealand 58-61

FIBA U17 Women's Basketball World Cup HUNGARY 2022

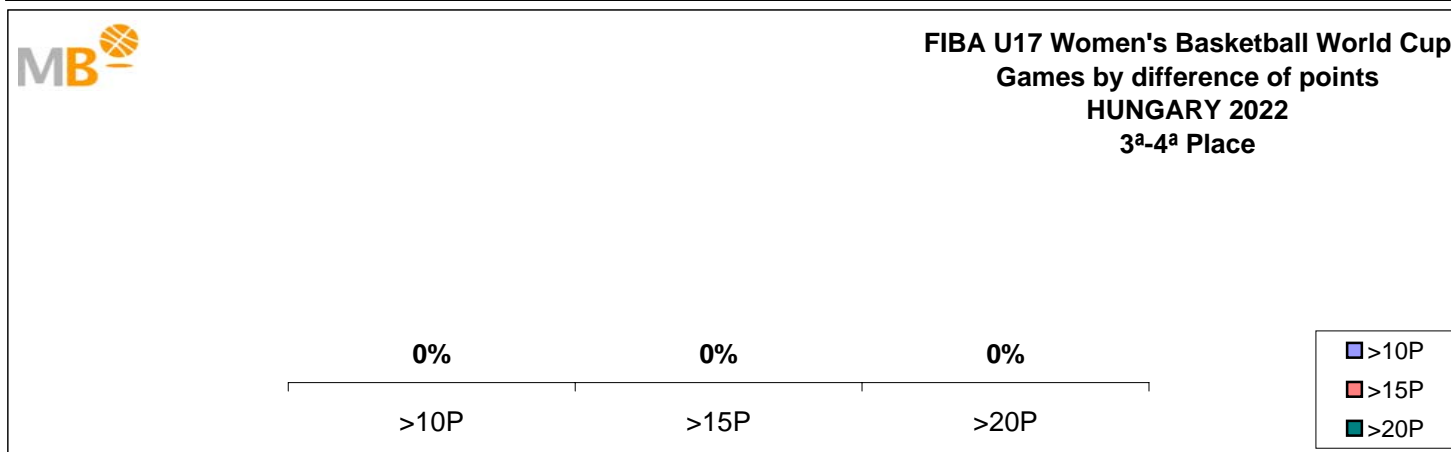
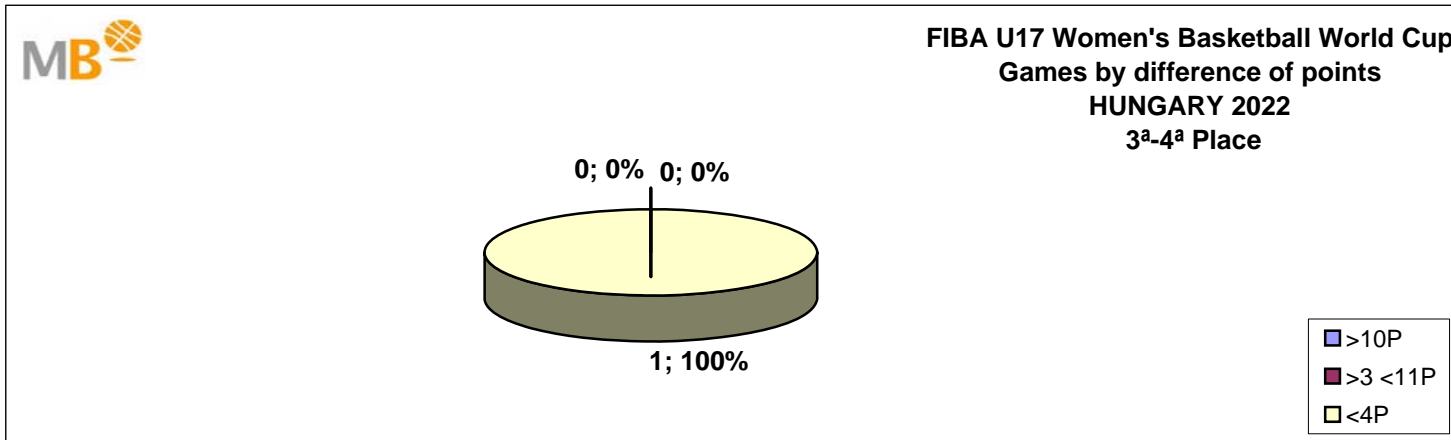
Final



- >10P Games finished with a difference of more than 10 points
- >15P Games finished with a difference of more than 15 points
- >20P Games finished with a difference of more than 20 points
- >3<11P Games finished with a difference between 4 and 10 points
- <4P Games finished with a difference of less than 4 points

Games: **1**
17-Jul-22

FIBA U17 Women's Basketball World Cup HUNGARY 2022 3^a-4^a Place

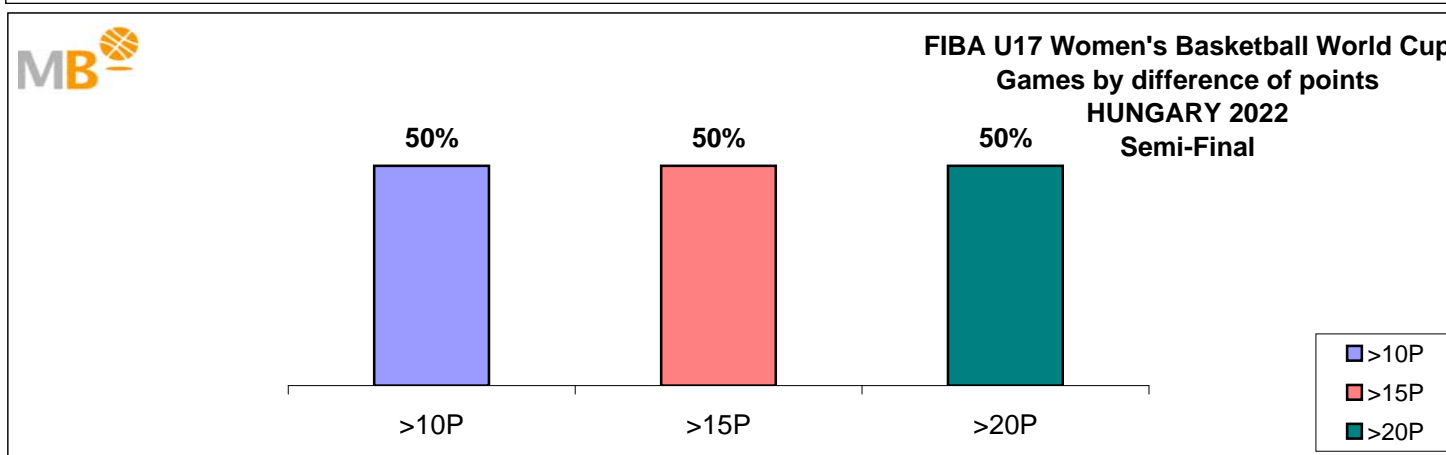
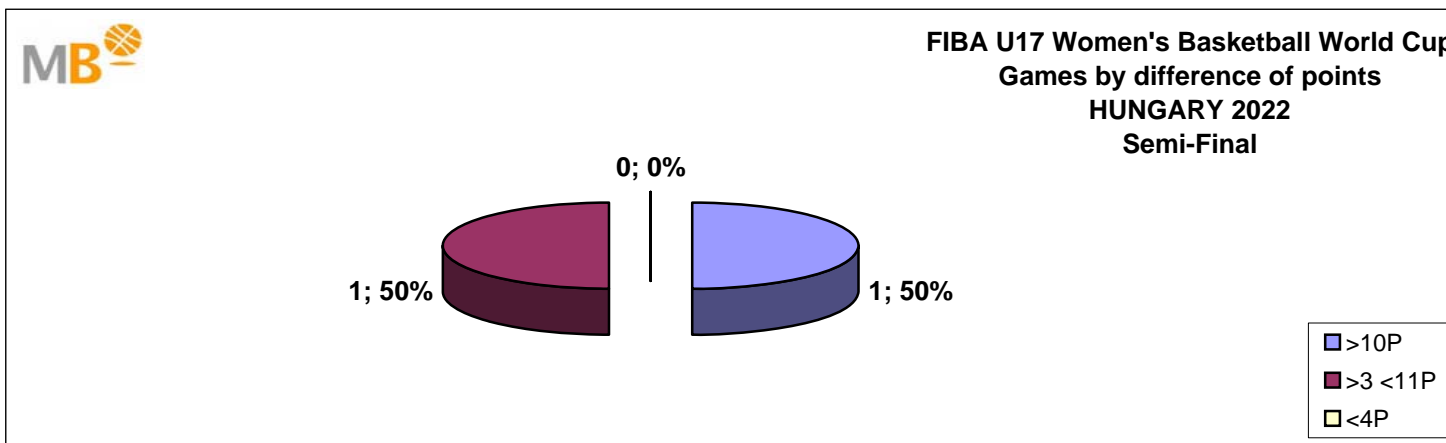


- >10P Games finished with a difference of more than 10 points
- >15P Games finished with a difference of more than 15 points
- >20P Games finished with a difference of more than 20 points
- >3<11P Games finished with a difference between 4 and 10 points
- <4P Games finished with a difference of less than 4 points

Games: 1
17-Jul-22

FIBA U17 Women's Basketball World Cup HUNGARY 2022

Semi-Final



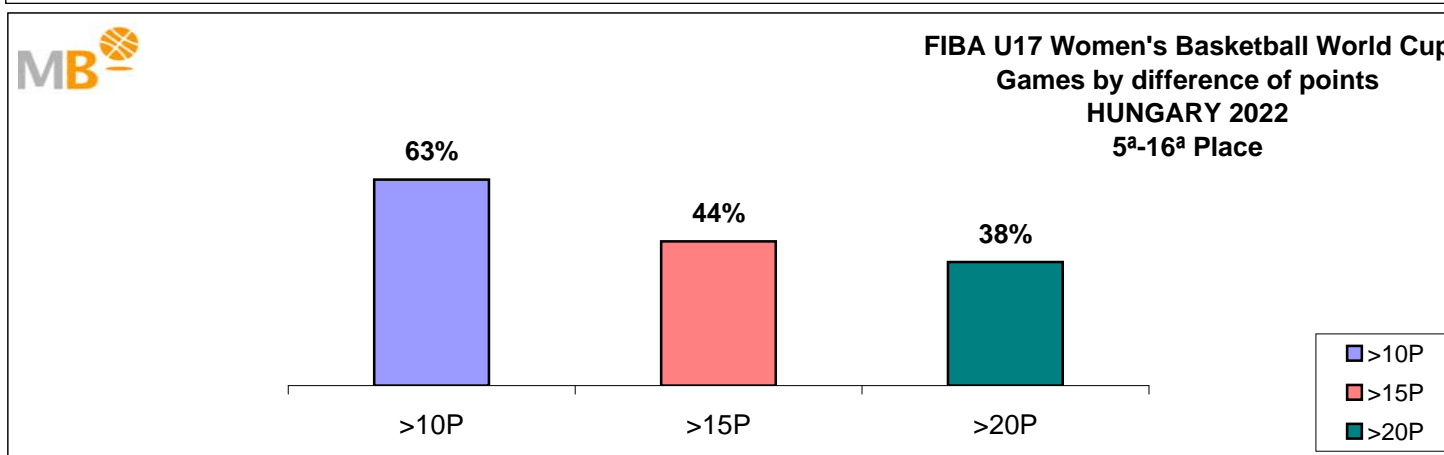
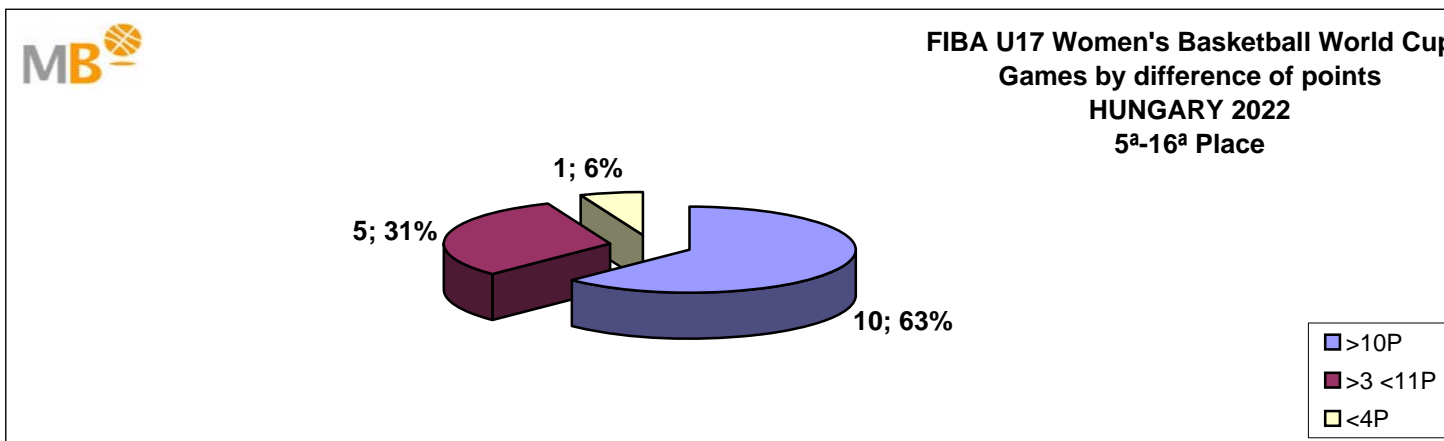
>10P	Games finished with a difference of more than 10 points
>15P	Games finished with a difference of more than 15 points
>20P	Games finished with a difference of more than 20 points
>3<11P	Games finished with a difference between 4 and 10 points
<4P	Games finished with a difference of less than 4 points

Games: 2

16-Jul-22

FIBA U17 Women's Basketball World Cup HUNGARY 2022

5^a-16^a Place

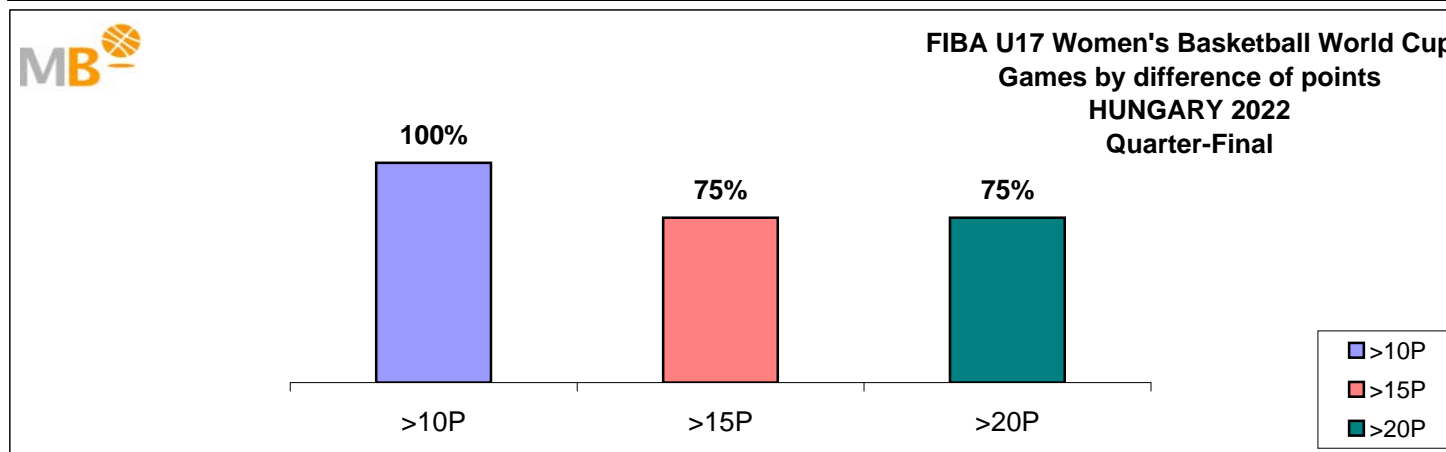
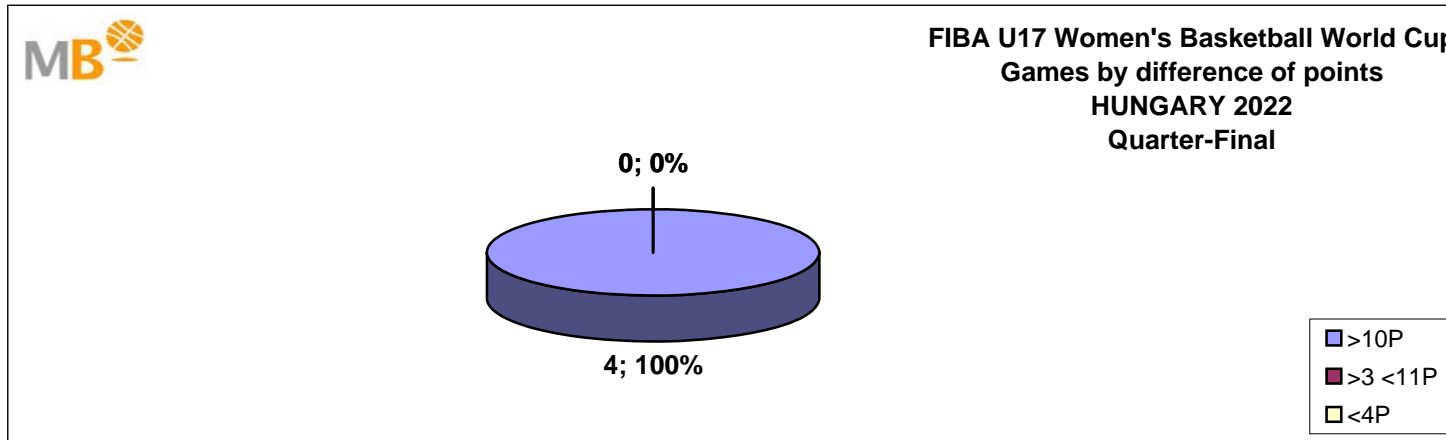


- >10P Games finished with a difference of more than 10 points
- >15P Games finished with a difference of more than 15 points
- >20P Games finished with a difference of more than 20 points
- >3<11P Games finished with a difference between 4 and 10 points
- <4P Games finished with a difference of less than 4 points

Games: 16

17-Jul-22

FIBA U17 Women's Basketball World Cup HUNGARY 2022 Quarter-Final



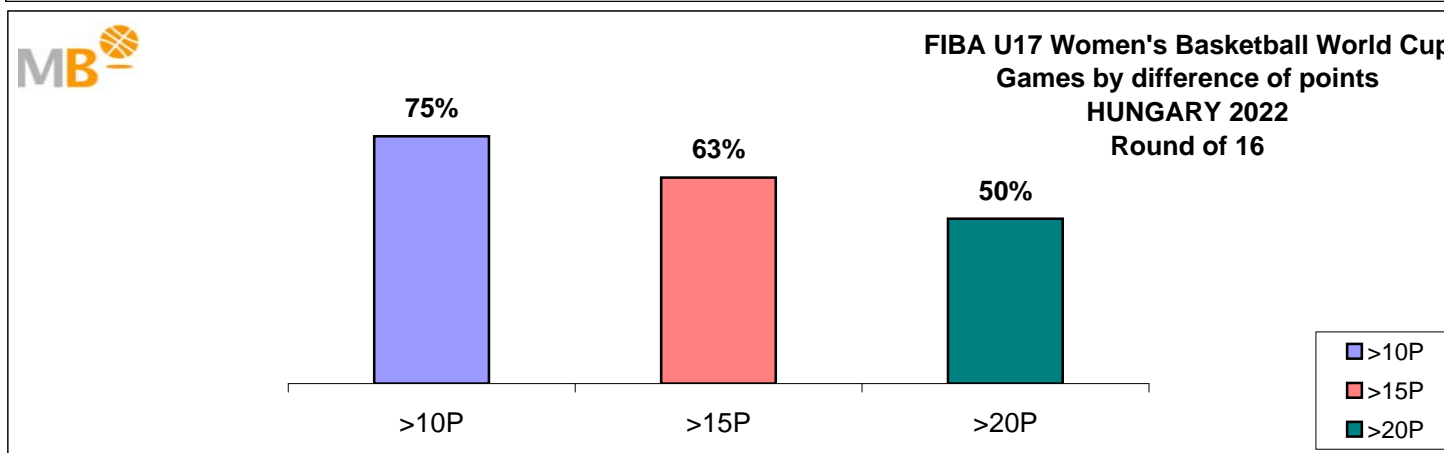
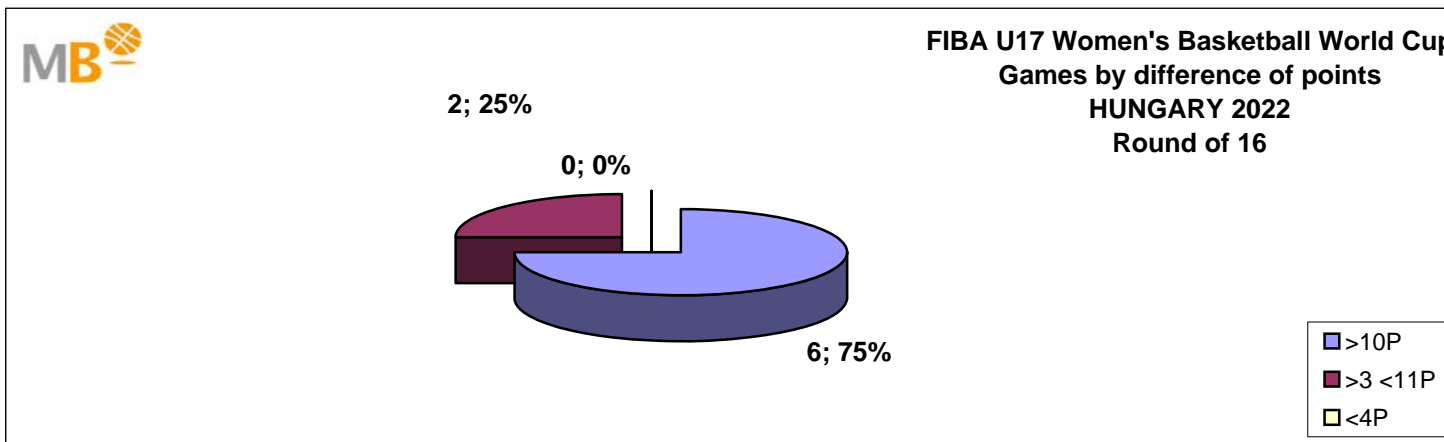
- >10P Games finished with a difference of more than 10 points
- >15P Games finished with a difference of more than 15 points
- >20P Games finished with a difference of more than 20 points
- >3<11P Games finished with a difference between 4 and 10 points
- <4P Games finished with a difference of less than 4 points

Games: 4

12-Jul-22

FIBA U17 Women's Basketball World Cup HUNGARY 2022

Round of 16



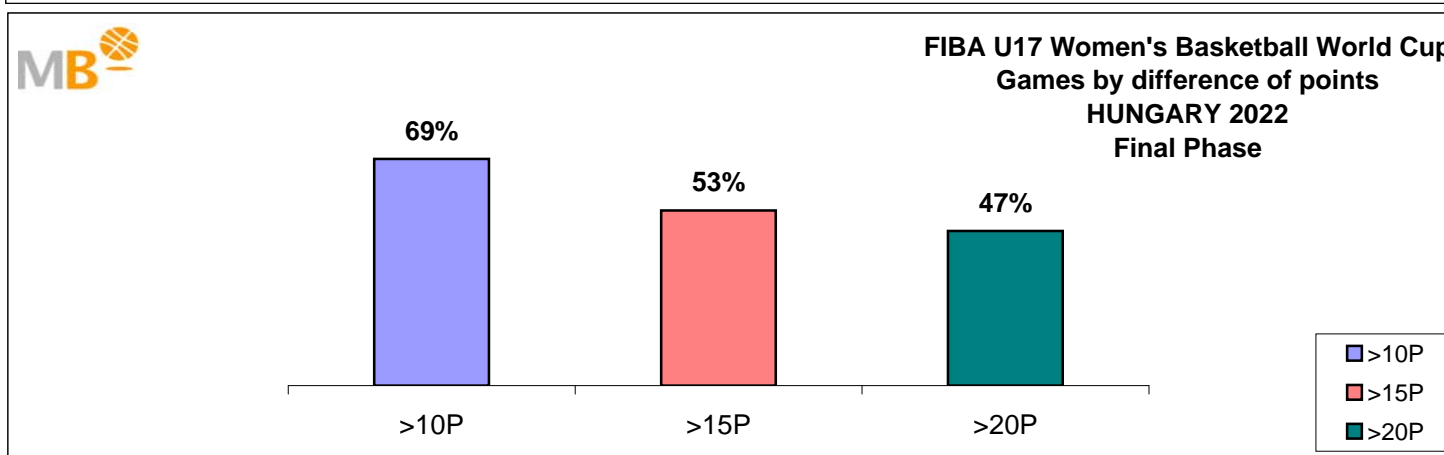
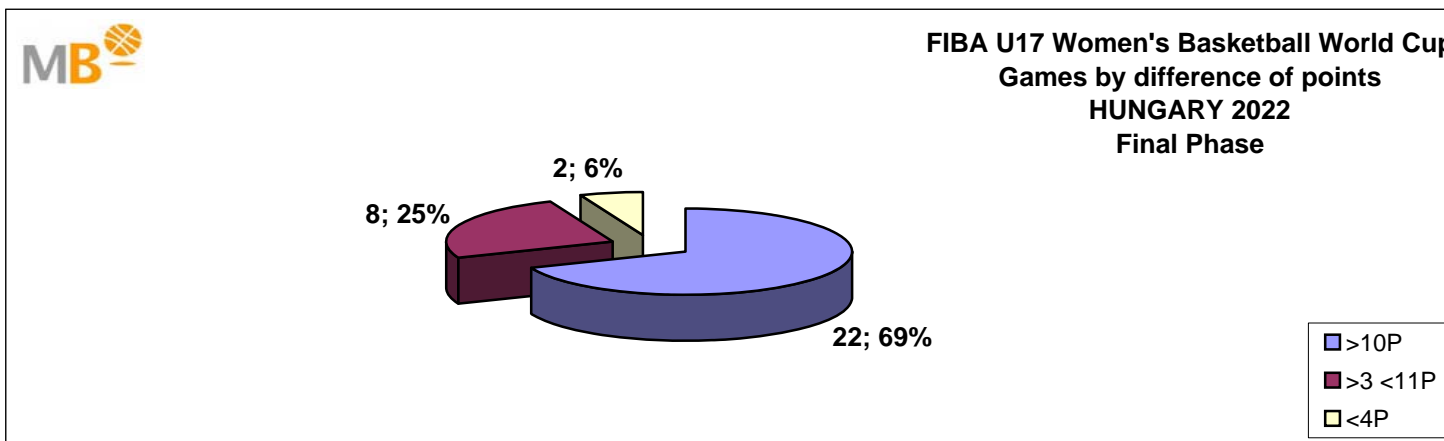
- >10P Games finished with a difference of more than 10 points
- >15P Games finished with a difference of more than 15 points
- >20P Games finished with a difference of more than 20 points
- >3<11P Games finished with a difference between 4 and 10 points
- <4P Games finished with a difference of less than 4 points

Games: 8

10-Jul-22

FIBA U17 Women's Basketball World Cup HUNGARY 2022

Final Phase

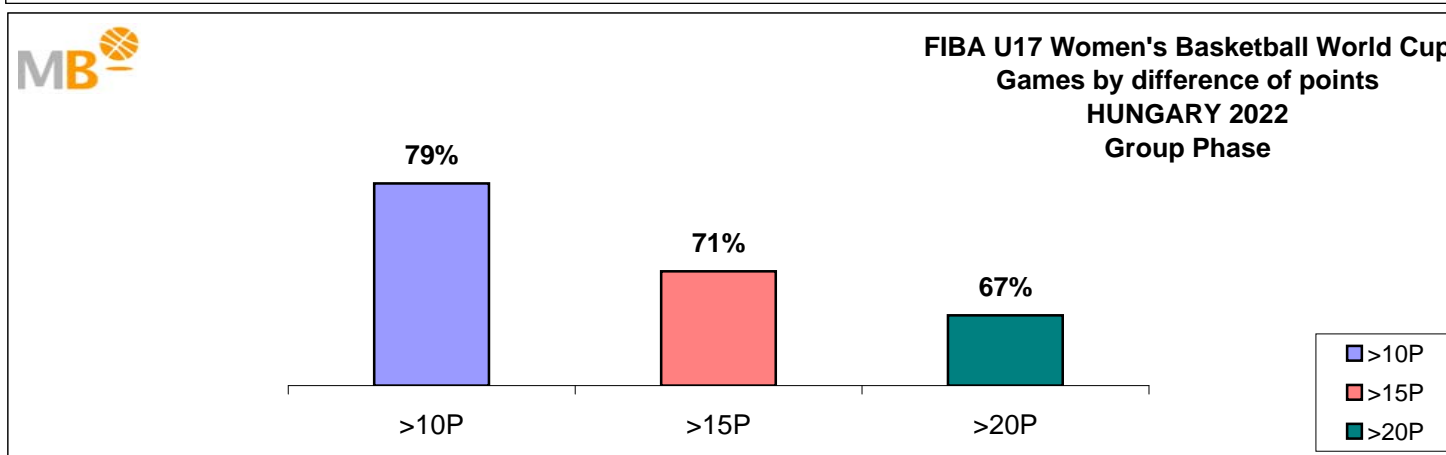
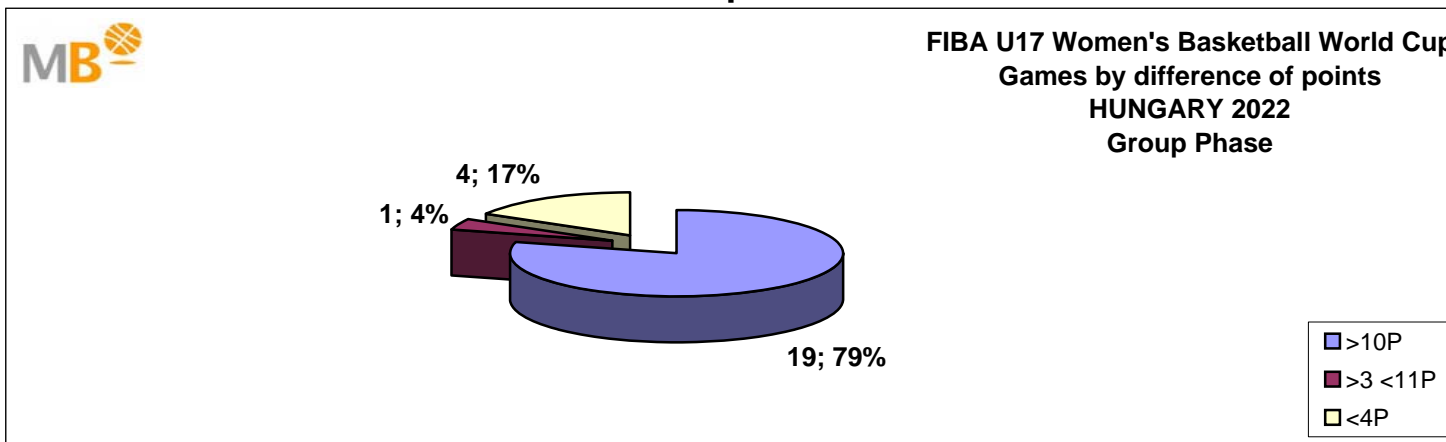


- >10P Games finished with a difference of more than 10 points
- >15P Games finished with a difference of more than 15 points
- >20P Games finished with a difference of more than 20 points
- >3<11P Games finished with a difference between 4 and 10 points
- <4P Games finished with a difference of less than 4 points

Games: 32

17-Jul-22

FIBA U17 Women's Basketball World Cup HUNGARY 2022 Group Phase



- >10P Games finished with a difference of more than 10 points
- >15P Games finished with a difference of more than 15 points
- >20P Games finished with a difference of more than 20 points
- >3<11P Games finished with a difference between 4 and 10 points
- <4P Games finished with a difference of less than 4 points

Games: 24

09-Jul-22

FIBA U17 Women's Basketball World Cup

HUNGARY 2022

Group Phase

Group A

6/6 games played

#	Team	GAMES				STREAK		GAME POINTS				POINTS
		P	W	L	%	Last 5	For	Agt	+/-	FA	AA	
1	France	3	3	0	100	11101	272	158	114	90.7	52.7	6
2	Serbia	3	2	1	66.7	11011	274	220	54	91.3	73.3	5
3	Canada	3	1	2	33.3	00011	216	219	-3	72	73	4
4	New Zealand	3	0	3	0	00001	153	318	-165	51	106	3

[SHOW GAMES](#)

Group B

6/6 games played

#	Team	GAMES				STREAK		GAME POINTS				POINTS
		P	W	L	%	Last 5	For	Agt	+/-	FA	AA	
1	Lithuania	3	3	0	100	11100	252	191	61	84	63.7	6
2	Spain	3	2	1	66.7	11110	250	186	64	83.3	62	5
3	Dominican Rep	3	1	2	33.3	00011	196	250	-54	65.3	83.3	4
4	Japan	3	0	3	0	00010	192	263	-71	64	87.7	3

[SHOW GAMES](#)

Group C

6/6 games played

#	Team	GAMES				STREAK		GAME POINTS				POINTS
		P	W	L	%	Last 5	For	Agt	+/-	FA	AA	
1	USA	3	3	0	100	11111	320	163	157	106.7	54.3	6
2	Slovenia	3	2	1	66.7	11001	204	195	9	68	65	5
3	Mali	3	1	2	33.3	0001	213	225	-12	71	75	4
4	Lebanon	3	0	3	0	0000	143	297	-154	47.7	99	3

[SHOW GAMES](#)

Group D

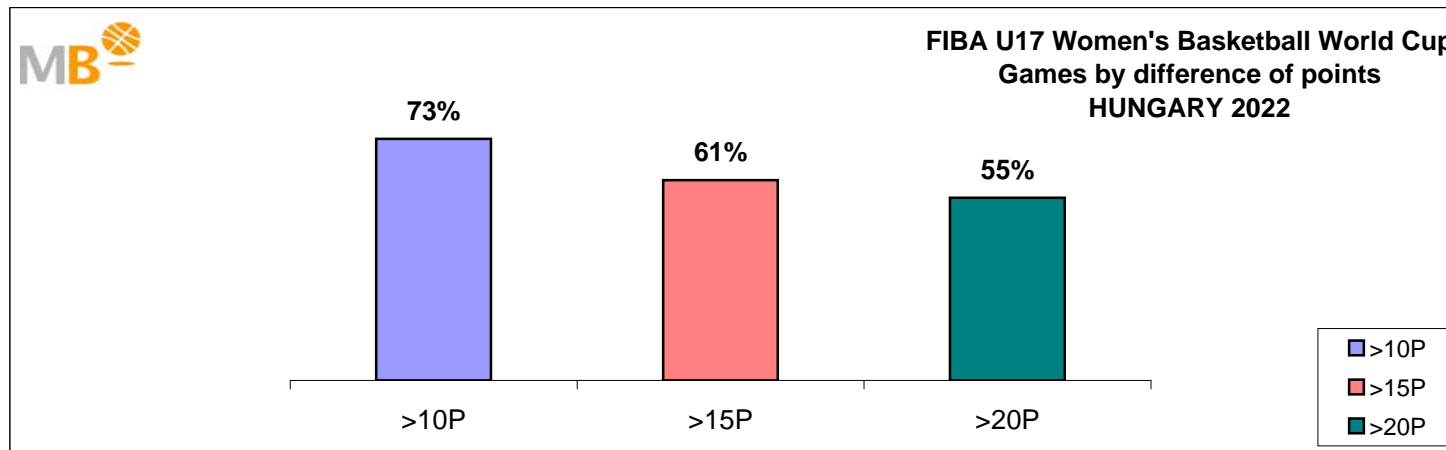
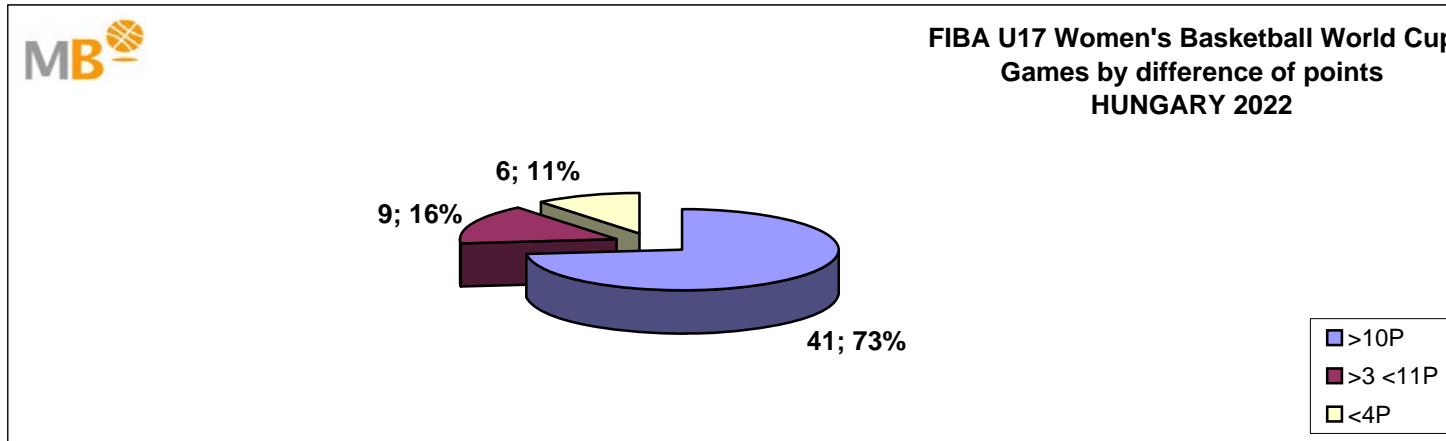
6/6 games played

#	Team	GAMES				STREAK		GAME POINTS				POINTS
		P	W	L	%	Last 5	For	Agt	+/-	FA	AA	
1	Australia	3	3	0	100	11110	262	164	98	87.3	54.7	6
2	Poland	3	2	1	66.7	11000	223	198	25	74.3	66	5
3	Argentina	3	1	2	33.3	00101	157	207	-50	52.3	69	4
4	Egypt	3	0	3	0	00110	161	234	-73	53.7	78	3

[SHOW GAMES](#)



FIBA U17 Women's Basketball World Cup HUNGARY 2022

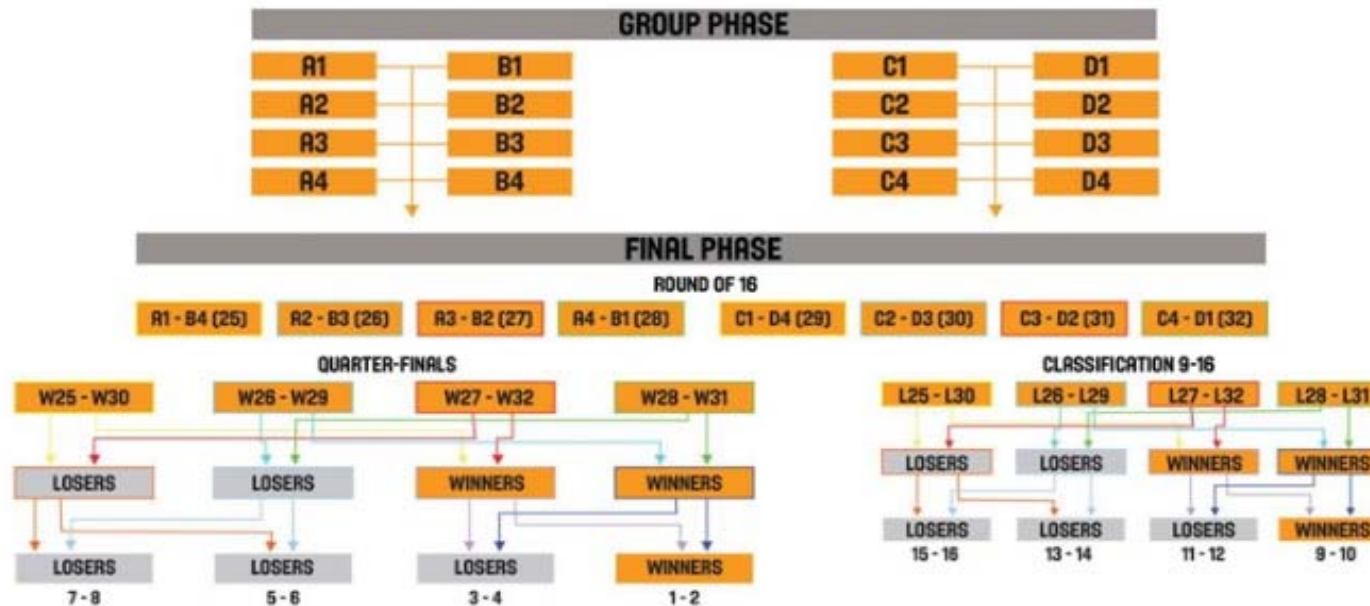


- >10P Games finished with a difference of more than 10 points
- >15P Games finished with a difference of more than 15 points
- >20P Games finished with a difference of more than 20 points
- >3<11P Games finished with a difference between 4 and 10 points
- <4P Games finished with a difference of less than 4 points

Games: 56

17-Jul-22

FIBA U17 Women's Basketball World Cup HUNGARY 2022 Competition System



Group Phase

The sixteen (16) participating teams are divided into four (4) groups (A, B, C, and D) of four (4) teams each. Each team will play against all other teams in its own group (a total of 3 games for each team).

Final Phase

All teams qualify for the Round of 16, where they will cross between Groups A and B and C and D (A1 v B4, A2 v B3, etc.). The winners of the Round of 16 games advance to the Quarter-Finals, while the losers move on to the Classification Games for Places 9-16.