

**FIBA U18 Women's European Championship**  
**Udine, Italy 2018**  
**Spain**

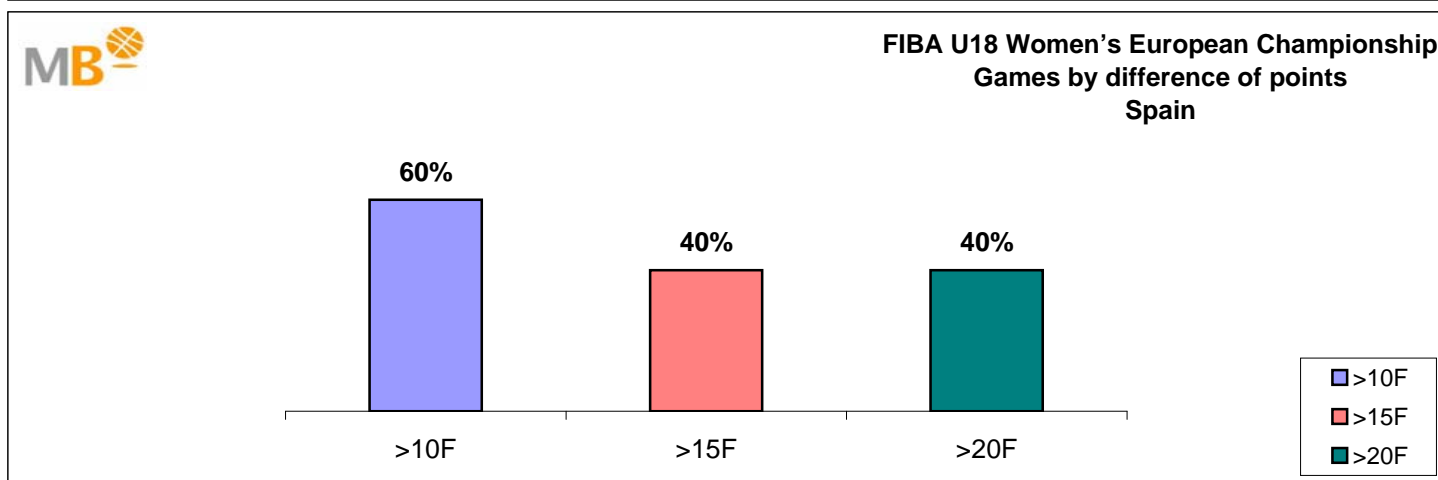
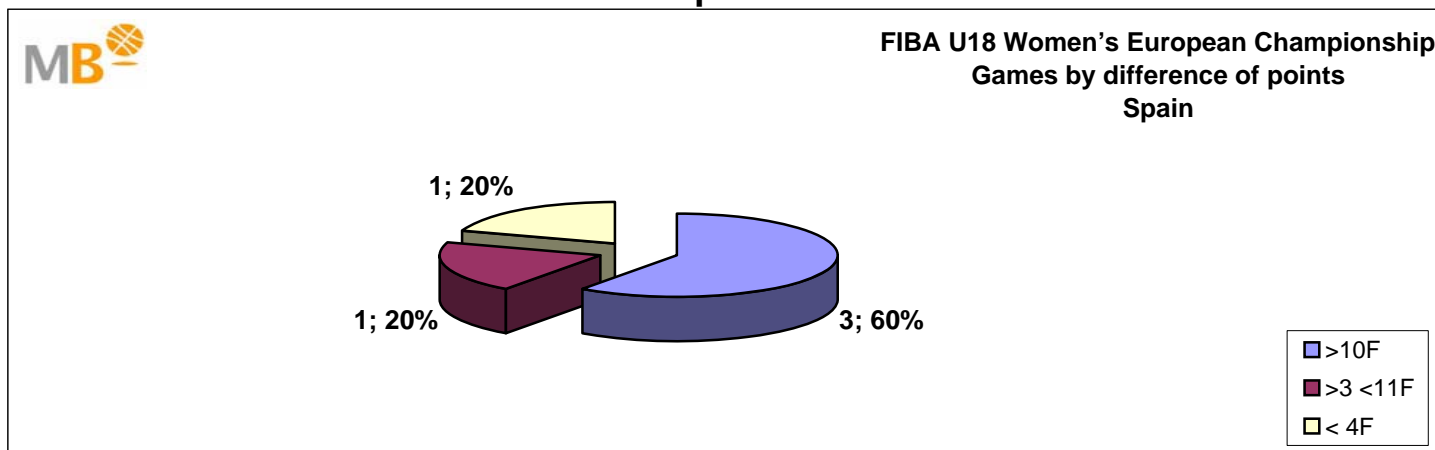


News

**TOTALES**

<b>Points/Minute</b>		<b>40'</b>			<b>40'</b>			<b>40'</b>
M. Pendande	0,62	25	L. Piera	0,28	11	A. Hernangomez	0,45	18
R. Carrera	0,42	17	A. Wone	0,25	10	L. Segura	0,52	21
E. Castedo	0,43	17	A. Lacorzana	0,23	9	A. Sanchez	0,11	4
H. Pueyo	0,31	12	C. Mateo	0,30	12	M. Blanco	0,05	2
<b>Rebounds/Minute</b>		<b>40'</b>			<b>40'</b>			<b>40'</b>
M. Pendande	0,43	17	L. Piera	0,05	2	A. Hernangomez	0,16	6
R. Carrera	0,34	14	A. Wone	0,15	6	L. Segura	0,19	7
E. Castedo	0,08	3	A. Lacorzana	0,10	4	A. Sanchez	0,09	3
H. Pueyo	0,18	7	C. Mateo	0,28	11	M. Blanco	0,07	3
<b>Assists/Minute</b>		<b>40'</b>			<b>40'</b>			<b>40'</b>
M. Pendande	0,06	3	L. Piera	0,07	3	A. Hernangomez	0,03	1
R. Carrera	0,05	2	A. Wone	0,05	2	L. Segura	0,04	1
E. Castedo	0,09	3	A. Lacorzana	0,17	7	A. Sanchez	0,17	7
H. Pueyo	0,10	4	C. Mateo	0,04	2	M. Blanco	0,17	7
<b>Efe/Minute</b>		<b>40'</b>			<b>40'</b>			<b>40'</b>
M. Pendande	0,86	34	L. Piera	0,24	10	A. Hernangomez	0,45	18
R. Carrera	0,63	25	A. Wone	0,09	3	L. Segura	0,56	22
E. Castedo	0,37	15	A. Lacorzana	0,32	13	A. Sanchez	0,15	6
H. Pueyo	0,53	21	C. Mateo	0,11	4	M. Blanco	0,20	8

## FIBA U18 Women's European Championship Italy 2018 Spain



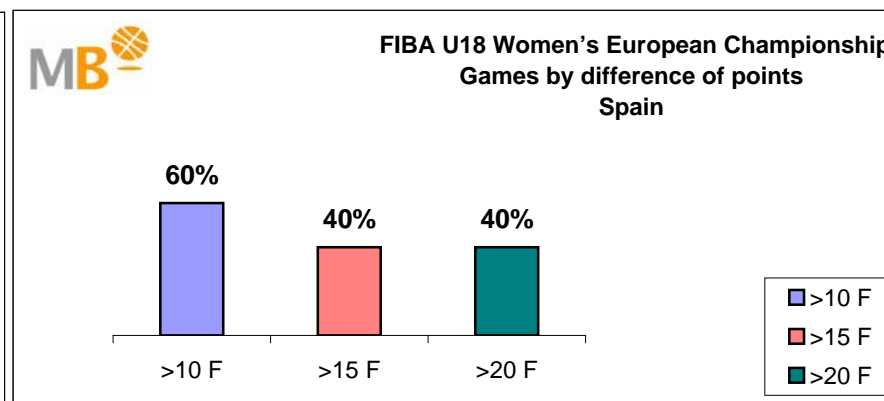
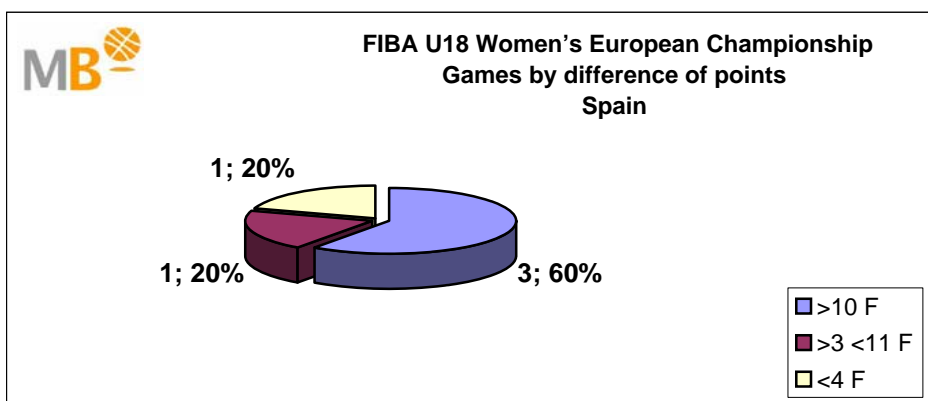
- >10 F Games finished with a difference of more than 10 points
- >15 F Games finished with a difference of more than 15 points
- >20 F Games finished with a difference of more than 20 points
- >3<11 F Games finished with a difference between 4 and 10 points
- <4 F Games finished with a difference of less than 4 points

**Games: 5**  
09-Aug-18  
4-1

# FIBA U18 Women's European Championship Italy 2018



Games	Score	1Q	2Q	3Q	4Q	O	O	T	T	E2 <sup>o</sup> Q	E3 <sup>o</sup> Q	>10 2 <sup>o</sup>	>10 3 <sup>o</sup>	>10 F	>3 <11 F	<4 F						
1 Spain-Czech Republic	<u>71-67</u>	11	23	18	8	21	23	21	13			71	67	29	31	50	54	0	0	0	1	0
2 Serbia-Spain	<u>58-47</u>	9	16	16	11	18	6	15	14			58	47	25	27	43	33	0	0	1	0	0
3 Bosnia and Herz-Spain	<u>45-82</u>	17	22	16	17	3	21	9	22			45	82	33	39	36	60	0	1	1	0	0
4 Spain-Poland	<u>61-40</u>	18	12	17	8	11	9	15	11			61	40	35	20	46	29	1	1	1	0	0
5 Belgium-Spain	<u>72-73</u>	16	21	17	12	21	21	18	19			72	73	33	33	54	54	0	0	0	0	1
6 Spain-Hungary	11-ago											0	0	0	0	0	0	0	0	0	0	0
7												0	0	0	0	0	0	0	0	0	0	0
												1	2	3	1	1						



- >10 F** Games finished with a difference of more than 10 points
- >15 F** Games finished with a difference of more than 15 points
- >20 F** Games finished with a difference of more than 20 points
- >3 <11 F** Games finished with a difference between 4 and 10 points
- <4F** Games finished with a difference of less than 4 points



# FIBA U18 Women's European Championship Italy 2018

## Belgium-Spain (72-73)

### Quarter-Finals

#### Spain



#	Players	MIN	PTS	Shots				Rebounds				AST	PF	TO	STL	BLK	+/-	EF
				FG	2PTS	3PTS	FT	OREB	DREB	REB								
17	<a href="#">R. Carrera</a>	34	18	8/10 80%	8/10 80%	0/0	2/5 40%	0	5	5	1	3	1	1	3	-3	22	
10	<a href="#">A. Lacorzana</a>	35	14	5/6 83.3%	3/4 75%	2/2 100%	2/3 66.7%	0	4	4	6	0	2	0	0	-1	20	
6	<a href="#">E. Castedo</a>	21	12	5/7 71.4%	3/4 75%	2/3 66.7%	0/2 0%	0	1	1	2	3	0	0	0	2	11	
5	<a href="#">L. Piera</a>	22	8	4/7 57.1%	4/7 57.1%	0/0	0/0	0	0	0	1	1	0	1	0	-2	7	
11	<a href="#">A. Wone</a>	19	6	2/9 22.2%	2/7 28.6%	0/2 0%	2/3 66.7%	0	2	2	2	3	0	1	0	3	3	
12	<a href="#">M. Pendande</a>	17	6	0/2 0%	0/2 0%	0/0	6/8 75%	2	5	7	3	3	2	0	1	5	11	
9	<a href="#">L. Segura</a>	10	4	2/3 66.7%	2/3 66.7%	0/0	0/0	0	1	1	0	0	0	0	0	-1	4	
15	<a href="#">C. Mateo</a>	6	4	2/5 40%	2/4 50%	0/1 0%	0/0	0	1	1	0	1	2	1	0	-6	1	
13	<a href="#">H. Pueyo</a>	31	1	0/4 0%	0/2 0%	0/2 0%	1/2 50%	0	7	7	1	2	0	0	1	2	5	
4	<a href="#">M. Blanco</a>	2	0	0/0	0/0	0/0	0/0	0	0	0	0	0	0	0	0	3	0	
14	<a href="#">A. Hernangomez</a>	3	0	0/0	0/0	0/0	0/0	0	0	0	0	0	1	0	0	3	-1	
8	<a href="#">A. Sanchez</a>	DNP																
Team/Coaches								2	4	6		1	2					
Totals		200	73	28/53 52.8%	24/43 55.8%	4/10 40%	13/23 56.5%	4	30	34	16	17	10	4	5	1	2	

#### Video

C1	C2	C3	C4
12-13	14-14	18-10	29-25

## Hungary-France (69-61)

### Quarter-Finals

#### Hungary

#	Players	MIN	PTS	Shots				Rebounds				AST	PF	TO	STL	BLK	+/-	EF
				FG	2PTS	3PTS	FT	OREB	DREB	REB								
6	<a href="#">B. Angyal</a>	34	17	6/13 46.2%	5/10 50%	1/3 33.3%	4/4 100%	0	2	2	3	1	2	1	0	15	14	
19	<a href="#">N. Wentzel</a>	23	14	4/7 57.1%	2/5 40%	2/2 100%	4/4 100%	2	1	3	2	1	5	1	0	1	12	
14	<a href="#">A. Varga</a>	30	12	5/10 50%	5/10 50%	0/0	2/2 100%	5	4	9	4	4	2	1	0	13	19	
21	<a href="#">O. Toth</a>	24	11	3/6 50%	1/4 25%	2/2 100%	3/4 75%	3	9	12	3	3	1	0	1	20	22	
23	<a href="#">R. Manyoky</a>	18	7	3/6 50%	2/4 50%	1/2 50%	0/0	0	3	3	1	1	5	0	3	-8	6	
30	<a href="#">A. Kiss</a>	23	4	1/3 33.3%	1/3 33.3%	0/0	2/2 100%	0	2	2	1	1	2	0	1	-5	4	
10	<a href="#">G. Kovacs</a>	8	2	1/1 100%	1/1 100%	0/0	0/0	0	1	1	0	0	2	0	0	1	1	
24	<a href="#">F. Toth</a>	15	2	1/2 50%	1/2 50%	0/0	0/0	3	4	7	3	2	0	0	0	16	11	
8	<a href="#">B. Revesz</a>	8	0	0/0	0/0	0/0	0/0	1	1	2	0	2	0	0	0	-9	2	
9	<a href="#">R. Horvath</a>	8	0	0/1 0%	0/1 0%	0/0	0/0	0	0	0	0	1	0	1	0	-5	0	
11	<a href="#">B. Boros</a>	3	0	0/0	0/0	0/0	0/0	0	0	0	0	0	0	0	0	-3	0	
12	<a href="#">Z. Vari</a>	6	0	0/1 0%	0/1 0%	0/0	0/0	0	1	1	1	2	0	0	0	4	1	
Team/Coaches								0	4	4		0	5					
Totals		200	69	24/50 48%	18/41 43.9%	6/9 66.7%	15/16 93.8%	14	32	46	18	18	24	4	5	8	14	

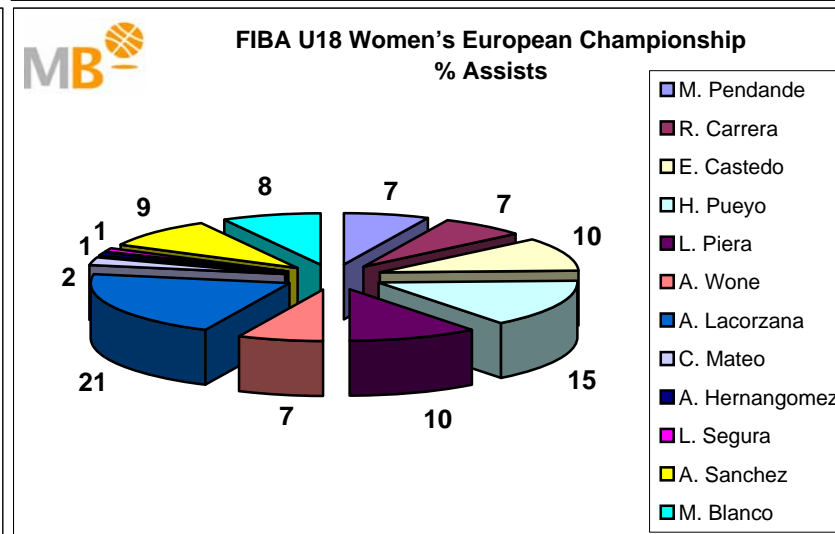
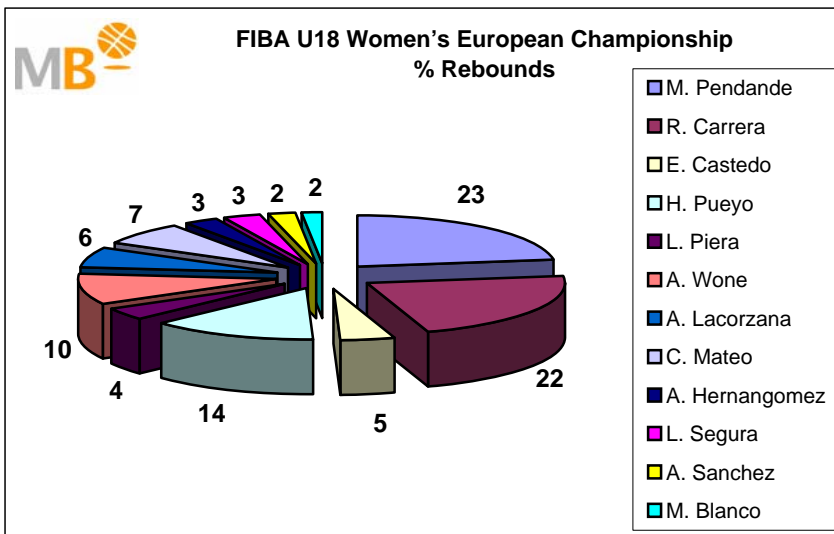
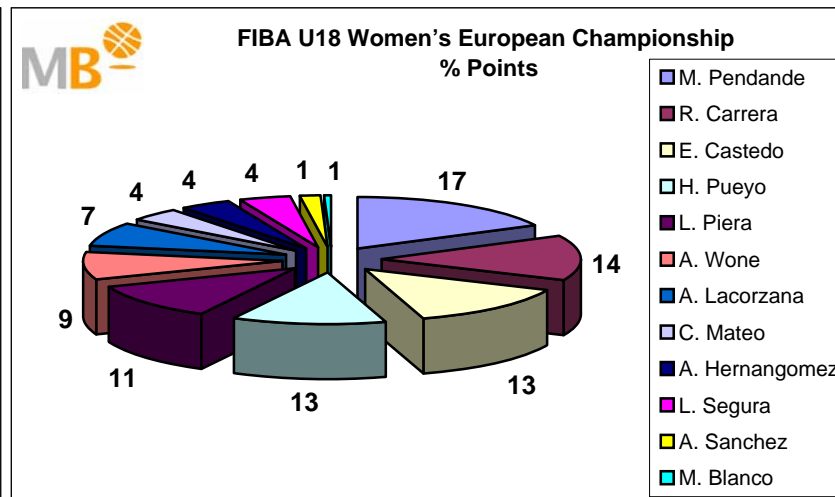
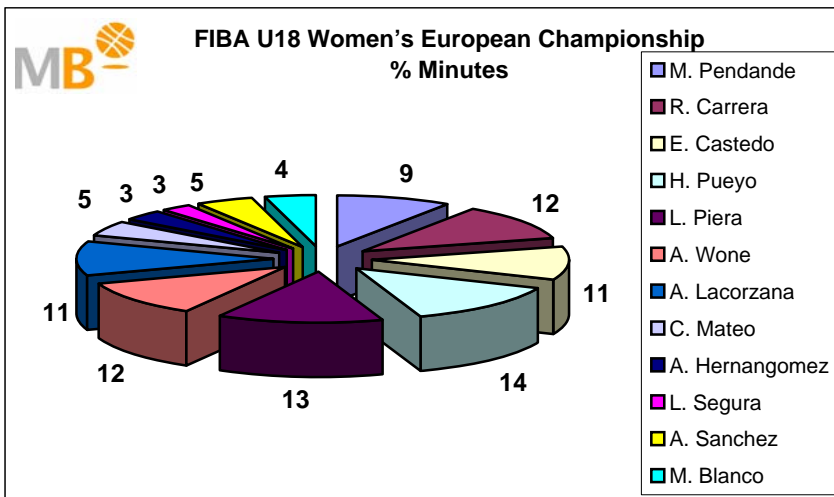
#### Video

C1	C2	C3	C4
17-10	16-10	11-13	25-28

# FIBA U18 Women's European Championship Italy 2018

Spain

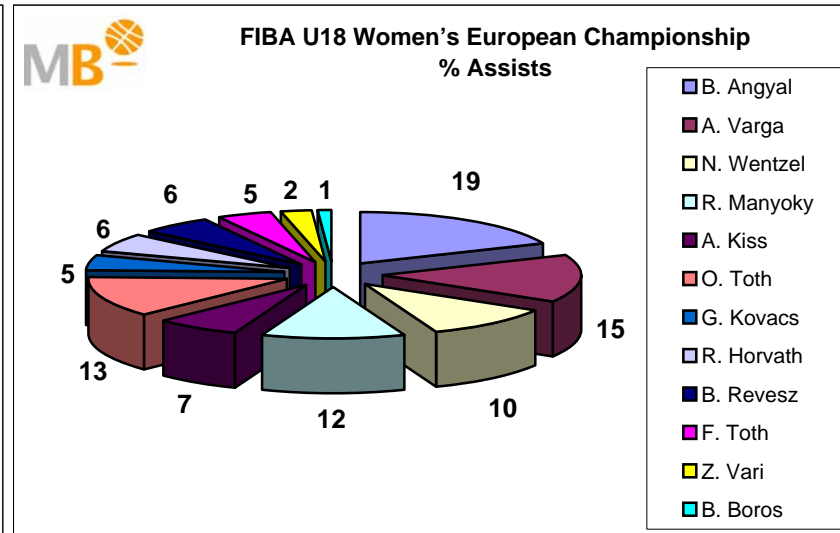
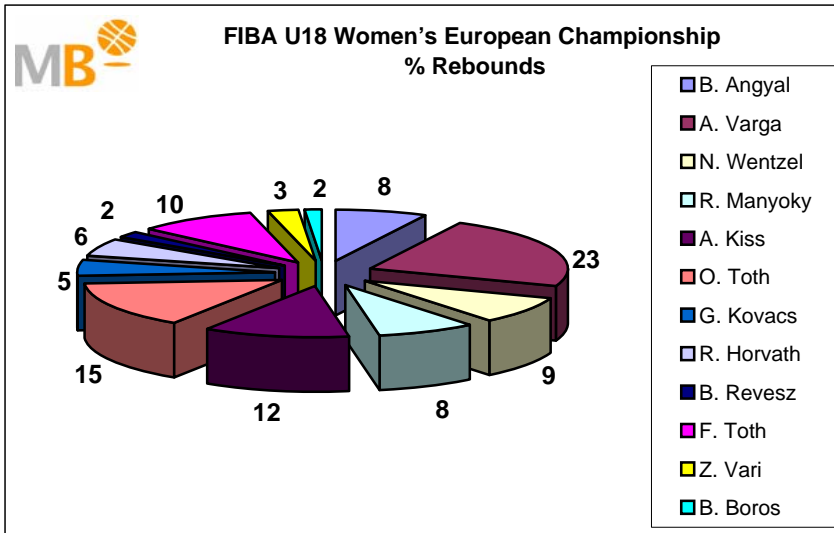
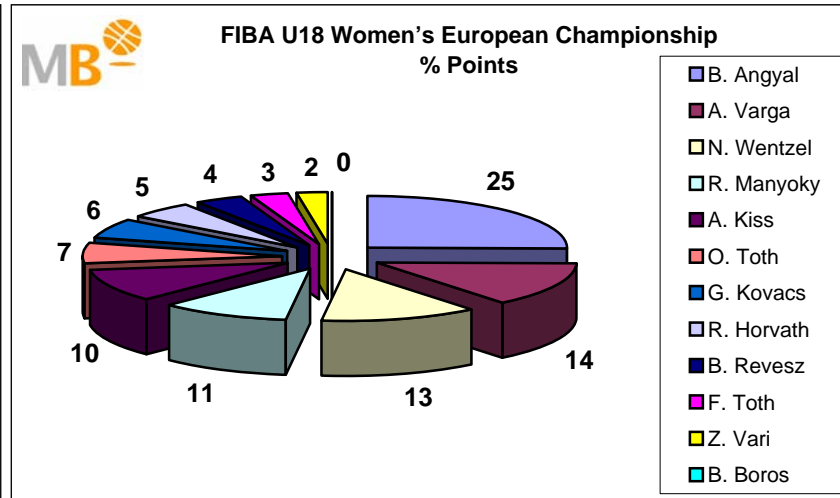
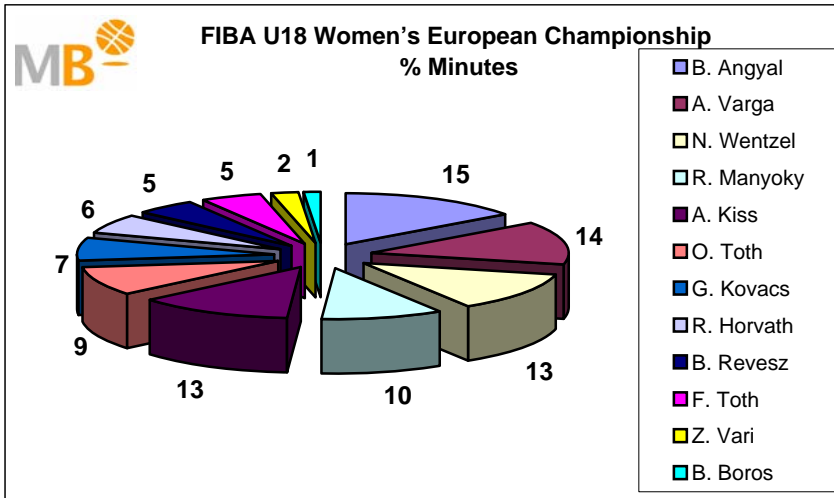
Contributions



# FIBA U18 Women's European Championship Italy 2018

## Hungary

### Contributions



# FIBA U18 Women's European Championship Italy 2018

## STATISTICS



### Spain

#### AVERAGE

#	Players	G	Min	Shots				Rebounds				PF	To	St	BS	+/-	Ef	Pts
				FG	2pts	3pts	FT	O	D	Tot	As							
12	<u>M. Pendande</u>	5	18,7	4,4/6,666,7%	4,4/6,666,7%	0,0/0,0-%	2,8/5,056%	3,4	4,6	<b>8</b>	<b>1,2</b>	2,6	1,8	0,8	0,6	<b>7,2</b>	<b>16</b>	<b>11,6</b>
17	<u>R. Carrera</u>	5	23,1	3,8/8,047,5%	3,8/8,047,5%	0,0/0,0-%	2,0/3,458,8%	3,4	4,4	<b>7,8</b>	<b>1,2</b>	1,2	1	1,4	1	<b>4,2</b>	<b>14,4</b>	<b>9,6</b>
6	<u>E. Castedo</u>	5	21	3,2/8,239%	1,2/4,228,6%	2,0/4,050%	0,6/1,250%	0,2	1,4	<b>1,6</b>	<b>1,8</b>	2,2	0,4	1,4	0	<b>10,2</b>	<b>7,8</b>	<b>9</b>
13	<u>H. Pueyo</u>	5	27	3,2/6,847,1%	2,4/3,863,2%	0,8/3,026,7%	1,2/1,485,7%	0,6	4,2	<b>4,8</b>	<b>2,6</b>	1,4	0,6	2	0,8	<b>9,8</b>	<b>14,2</b>	<b>8,4</b>
5	<u>L. Piera</u>	5	26,8	3,0/6,248,4%	2,6/5,448,1%	0,4/0,850%	1,2/2,646,2%	0,2	1,2	<b>1,4</b>	<b>1,8</b>	2	1,6	1,8	0	<b>4,4</b>	<b>6,4</b>	<b>7,6</b>
11	<u>A. Wone</u>	5	23,1	2,6/8,829,5%	2,6/7,634,2%	0,0/1,20%	0,6/2,821,4%	0,6	2,8	<b>3,4</b>	<b>1,2</b>	2,8	1,4	1,2	0,2	<b>6</b>	<b>2</b>	<b>5,8</b>
10	<u>A. Lacorzana</u>	5	21,8	2,0/4,050%	1,4/2,850%	0,6/1,250%	0,4/1,040%	0	2,2	<b>2,2</b>	<b>3,6</b>	1,2	3,2	1,6	0,4	<b>5,2</b>	<b>7</b>	<b>5</b>
14	<u>A. Hernangomez</u>	4	7,7	1,2/2,550%	1,2/2,255,6%	0,0/0,20%	1,0/1,0100%	0,3	1	<b>1,3</b>	<b>0,3</b>	1,8	0,5	0,3	0	<b>6,5</b>	<b>3,5</b>	<b>3,5</b>
9	<u>L. Segura</u>	4	6,6	1,5/2,560%	1,0/1,280%	0,5/1,240%	0,0/0,0-%	0	1,3	<b>1,3</b>	<b>0,3</b>	0,3	0,3	0	0	<b>0,8</b>	<b>3,8</b>	<b>3,5</b>
15	<u>C. Mateo</u>	5	9,5	1,2/4,825%	1,0/3,826,3%	0,2/1,020%	0,2/0,450%	0,2	2,4	<b>2,6</b>	<b>0,4</b>	2	1,4	0,4	0	<b>-2,6</b>	<b>1</b>	<b>2,8</b>
8	<u>A. Sanchez</u>	4	11,7	0,5/2,818,2%	0,2/1,220%	0,2/1,516,7%	0,0/0,50%	0,3	0,8	<b>1</b>	<b>2</b>	0,8	0,3	0,3	0,3	<b>2</b>	<b>1,8</b>	<b>1,3</b>
4	<u>M. Blanco</u>	5	8,2	0,2/1,020%	0,2/0,2100%	0,0/0,80%	0,0/0,0-%	0,4	0,2	<b>0,6</b>	<b>1,4</b>	0,6	1	1	0	<b>0,2</b>	<b>1,6</b>	<b>0,4</b>
Team/Coaches								1,6	2,4	4	0	0,2	2,4	0	0	0	0	0
TOTALS			200	<b>26,2/60,643,2%</b>	<b>21,6/46,246,8%</b>	<b>4,6/14,431,9%</b>	<b>9,8/19,051,6%</b>	<b>11</b>	<b>28,2</b>	<b>39,2</b>	<b>17,2</b>	<b>18,4</b>	<b>15,6</b>	<b>12</b>	<b>3,2</b>	<b>10,4</b>	<b>77,6</b>	<b>66,8</b>

### Hungary

#### AVERAGE

#	Players	G	Min	Shots				Rebounds				PF	To	St	BS	+/-	Ef	Pts
				FG	2pts	3pts	FT	O	D	Tot	As							
6	<u>B. Angyal</u>	5	30	6,8/14,447,2%	5,2/9,256,5%	1,6/5,230,8%	1,0/1,283,3%	0,2	2,8	<b>3</b>	<b>3,2</b>	1,4	1,6	1,2	0	<b>12,8</b>	<b>14,2</b>	<b>16,2</b>
14	<u>A. Varga</u>	5	27,1	3,8/11,034,5%	3,8/10,835,2%	0,0/0,20%	1,4/2,263,6%	5,4	3,8	<b>9,2</b>	<b>2,6</b>	2,8	2,6	1,2	0	<b>7,2</b>	<b>11,4</b>	<b>9</b>
19	<u>N. Wentzel</u>	5	25,3	3,0/7,639,5%	2,4/5,841,4%	0,6/1,833,3%	1,6/2,272,7%	1,6	1,8	<b>3,4</b>	<b>1,8</b>	1,8	2,6	1,8	0,4	<b>-0,2</b>	<b>7,8</b>	<b>8,2</b>
23	<u>R. Manyoky</u>	5	20	2,2/6,434,4%	0,8/3,821,1%	1,4/2,653,8%	1,0/1,662,5%	0,8	2,4	<b>3,2</b>	<b>2</b>	2,6	1,6	1,2	1	<b>6,6</b>	<b>7,8</b>	<b>6,8</b>
30	<u>A. Kiss</u>	5	25,5	2,4/5,246,2%	2,4/5,246,2%	0,0/0,0-%	1,8/4,045%	2	2,8	<b>4,8</b>	<b>1,2</b>	1,6	1,4	0,8	0,8	<b>3,2</b>	<b>7,8</b>	<b>6,6</b>
21	<u>O. Toth</u>	5	18	1,4/5,028%	1,0/3,826,3%	0,4/1,233,3%	1,0/1,662,5%	1,6	4,2	<b>5,8</b>	<b>2,2</b>	3,2	1	1,6	0,2	<b>2,8</b>	<b>8,8</b>	<b>4,2</b>
10	<u>G. Kovacs</u>	5	14,5	1,2/4,228,6%	0,2/1,216,7%	1,0/3,033,3%	0,6/0,875%	0,2	1,8	<b>2</b>	<b>0,8</b>	1,6	1,4	1	0	<b>-3,4</b>	<b>3,2</b>	<b>4</b>
9	<u>R. Horvath</u>	5	12,1	1,6/3,447,1%	1,6/2,857,1%	0,0/0,60%	0,2/0,2100%	1	1,2	<b>2,2</b>	<b>1</b>	1	0,8	0,4	0	<b>-1</b>	<b>4,4</b>	<b>3,4</b>
24	<u>F. Toth</u>	4	12,4	1,0/2,836,4%	1,0/2,836,4%	0,0/0,0-%	0,5/0,5100%	2,3	2,5	<b>4,8</b>	<b>1</b>	0,8	1	0	0,3	<b>7,8</b>	<b>5,8</b>	<b>2,5</b>
8	<u>B. Revesz</u>	5	10,5	0,4/1,822,2%	0,4/1,040%	0,0/0,80%	1,6/1,6100%	0,4	0,4	<b>0,8</b>	<b>1</b>	1,4	0,8	0,4	0	<b>0,6</b>	<b>2,4</b>	<b>2,4</b>
12	<u>Z. Vari</u>	4	5,3	0,8/1,550%	0,2/0,833,3%	0,5/0,866,7%	0,0/0,0-%	0,3	1	<b>1,3</b>	<b>0,5</b>	1,3	1	0,3	0	<b>3,5</b>	<b>2,3</b>	<b>2</b>
11	<u>B. Boros</u>	4	3,5	0,0/0,80%	0,0/0,80%	0,0/0,0-%	0,0/0,0-%	0,3	0,5	<b>0,8</b>	<b>0,3</b>	0	0	0	0	<b>-0,8</b>	<b>0,3</b>	<b>0</b>
Team/Coaches								1,2	3,8	5	0	0,2	2,4	0	0	0	0	0
TOTALS			200	<b>24,2/63,038,4%</b>	<b>18,8/47,040%</b>	<b>5,4/16,033,8%</b>	<b>10,6/15,867,1%</b>	<b>16,6</b>	<b>28,2</b>	<b>44,8</b>	<b>17,2</b>	<b>19,2</b>	<b>17,8</b>	<b>9,8</b>	<b>2,6</b>	<b>7,4</b>	<b>74,4</b>	<b>64,4</b>



**FIBA U18 Women's European Championship  
Udine, Italy 2018**





# FIBA U18 Women's European Championship

## Udine, Italy 2018



### GROUP A

Belgium-Sweden	<u>67-46</u>
Italy-Croatia	<u>52-56</u>
Croatia-Belgium	<u>56-67</u>
Sweden-Italy	<u>50-62</u>
Croatia-Sweden	<u>61-51</u>
Belgium-Italy	<u>53-55</u>

### GROUP B

Slovenia-Hungary	<u>42-67</u>
Germany-Latvia	<u>66-62</u>
Hungary-Germany	<u>64-53</u>
Latvia-Slovenia	<u>74-41</u>
Slovenia-Germany	<u>50-74</u>
Latvia-Hungary	<u>71-59</u>

### GROUP C

Bosnia and Herz-Serbia	<u>53-65</u>
Spain-Czech Republic	<u>71-67</u>
Czech Republic-Bosnia ar	<u>83-68</u>
Serbia-Spain	<u>58-47</u>
Czech Republic-Serbia	<u>79-44</u>
Bosnia and Herzegovina-S	<u>45-82</u>

### GROUP D

France-Russia	<u>57-50</u>
Ireland-Poland	<u>44-64</u>
Poland-France	<u>53-60</u>
Russia-Ireland	<u>77-37</u>
Russia-Poland	<u>75-67</u>
Ireland-France	<u>39-62</u>

### Round of 16

Spain-Poland	<u>61-40</u>
Hungary-Croatia	<u>63-58</u>
Belgium-Slovenia	<u>59-35</u>
France-Bosnia and Herz	<u>91-47</u>

### Round of 16

Russia-Serbia	<u>63-54</u>
Czech Republic-Ireland	<u>71-37</u>
Latvia-Sweden	<u>59-47</u>
Italy-Germany	<u>46-67</u>

### Quarter-Finals

Hungary-France	<u>69-61</u>
Belgium-Spain	<u>72-73</u>
Latvia-Russia	<u>69-62</u>
Germany-Czech Republic	<u>72-44</u>

### Classification 9-16

Croatia-Bosnia and Herz	<u>84-57</u>
Slovenia-Poland	<u>51-79</u>
Sweden-Serbia	<u>54-61</u>
Italy-Ireland	<u>64-54</u>

### Classification 5-8

### Classification 13-16

### Semi-Finals

### Classification 9-12

### Classification 9-10

### Classification 15-16

### Classification 7-8

### Classification 13-14

### Classification 5-6

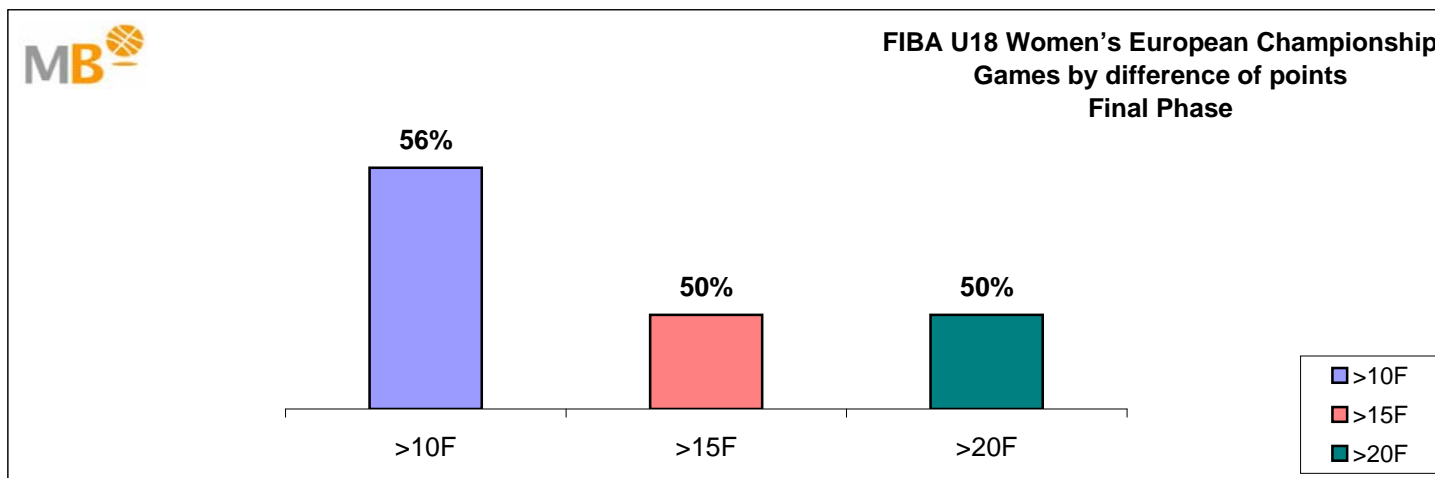
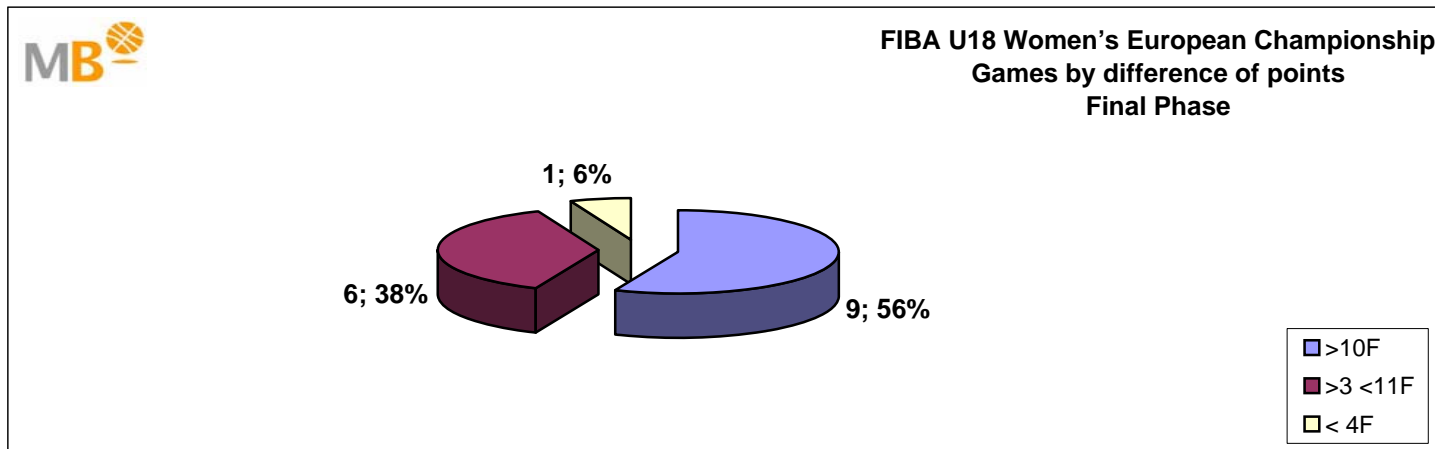
### Classification 11-12

### Final

### 3rd Place



## FIBA U18 Women's European Championship Italy 2018 Final Phase

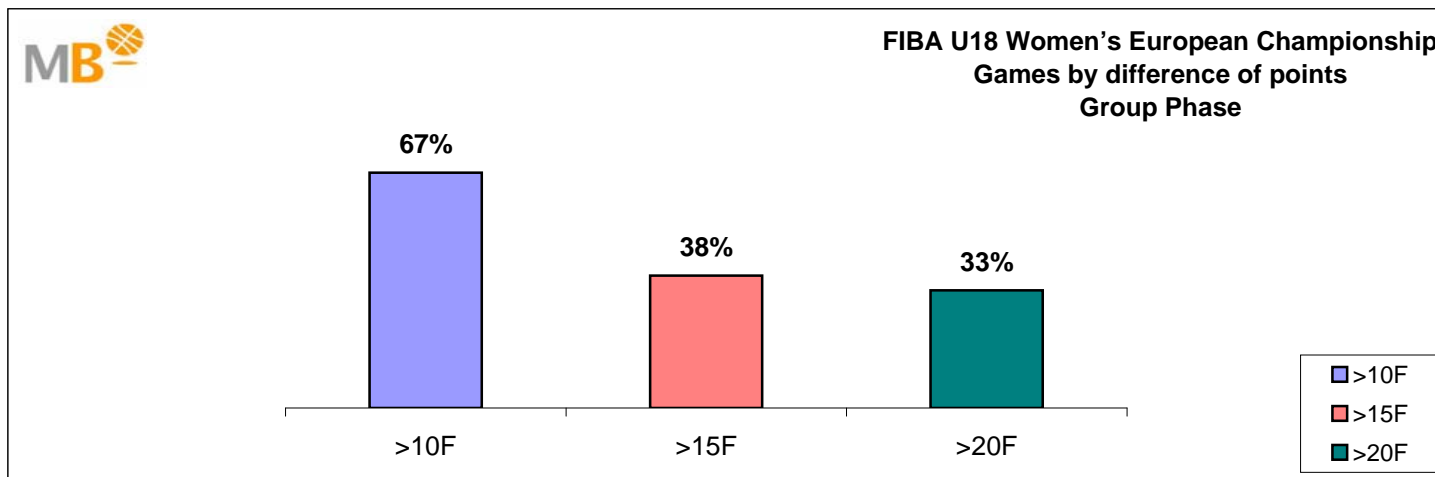
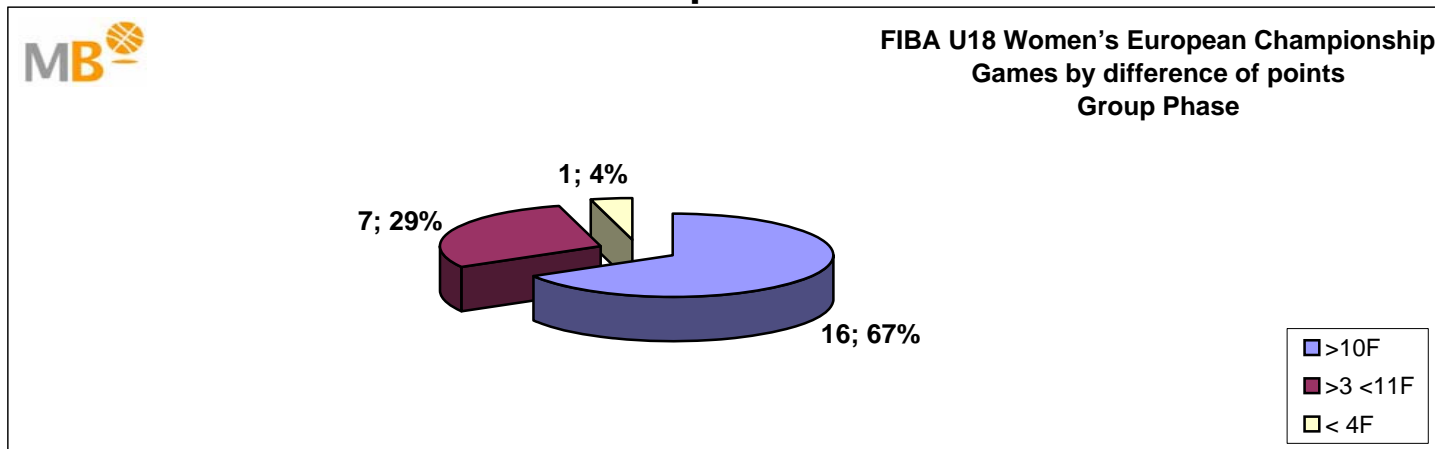


- >10 F Games finished with a difference of more than 10 points
- >15 F Games finished with a difference of more than 15 points
- >20 F Games finished with a difference of more than 20 points
- >3 <11 F Games finished with a difference between 4 and 10 points
- <4 F Games finished with a difference of less than 4 points

**Games: 16**

**13-Aug-17**

## FIBA U18 Women's European Championship Italy 2018 Group Phase



- >10 F Games finished with a difference of more than 10 points
- >15 F Games finished with a difference of more than 15 points
- >20 F Games finished with a difference of more than 20 points
- >3<11 F Games finished with a difference between 4 and 10 points
- <4 F Games finished with a difference of less than 4 points

**Games: 24**

**06-Aug-18**

# FIBA U18 Women's European Championship Italy 2018



## SCOREBOARD

Group Phase

GROUP A		GAMES				STK	GAME POINTS					
#	Team	P	W	L	%	Last 3	For	Agt	+/-	FA	AA	PTS
1	<u>Belgium</u>	3	2	1	66.7	110	187	157	30	62.3	52.3	5
2	<u>Italy</u>	3	2	1	66.7	011	169	159	10	56.3	53	5
3	<u>Croatia</u>	3	2	1	66.7	101	173	170	3	57.7	56.7	5
4	<u>Sweden</u>	3	0	3	0	000	147	190	-43	49	63.3	3

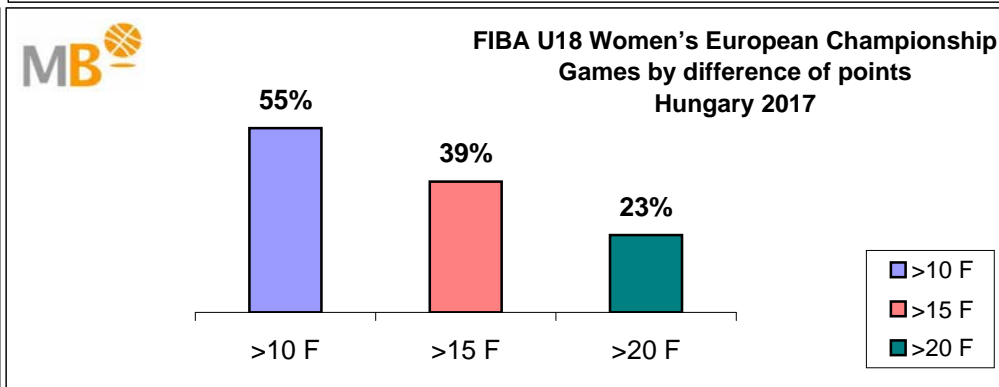
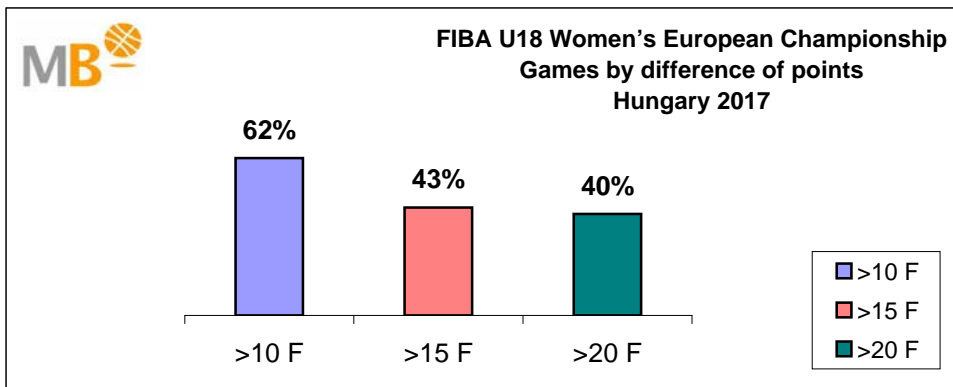
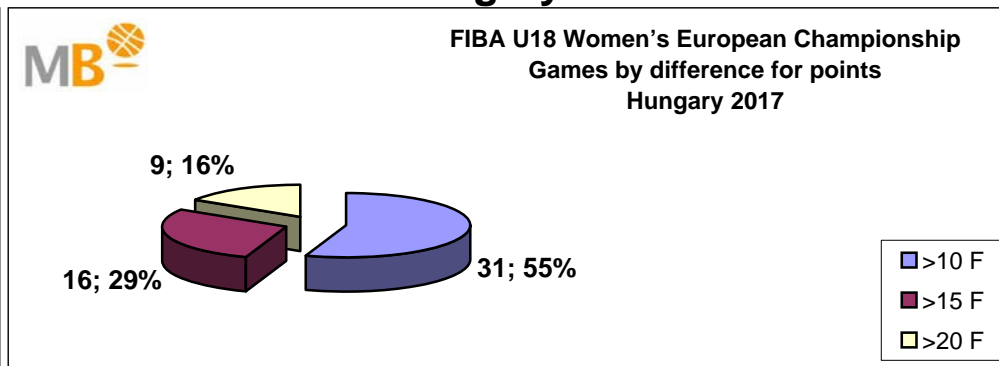
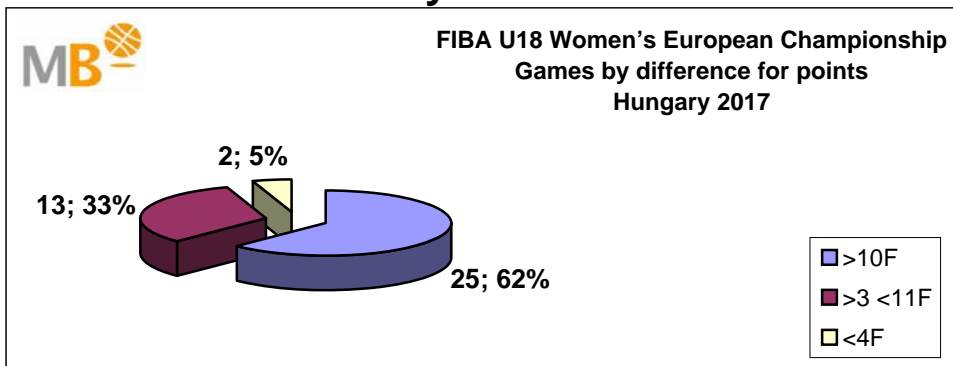
GROUP B		GAMES				STK	GAME POINTS					
#	Team	P	W	L	%	Last 3	For	Agt	+/-	FA	AA	PTS
1	<u>Latvia</u>	3	2	1	66.7	011	207	166	41	69	55.3	5
2	<u>Hungary</u>	3	2	1	66.7	110	190	166	24	63.3	55.3	5
3	<u>Germany</u>	3	2	1	66.7	101	193	176	17	64.3	58.7	5
4	<u>Slovenia</u>	3	0	3	0	000	133	215	-82	44.3	71.7	3

GROUP C		GAMES				STK	GAME POINTS					
#	Team	P	W	L	%	Last 3	For	Agt	+/-	FA	AA	PTS
1	<u>Czech</u>	3	2	1	66.7	011	229	183	46	76.3	61	5
2	<u>Spain</u>	3	2	1	66.7	101	200	170	30	66.7	56.7	5
3	<u>Serbia</u>	3	2	1	66.7	110	167	179	-12	55.7	59.7	5
4	<u>BIH</u>	3	0	3	0	000	166	230	-64	55.3	76.7	3

GROUP D		GAMES				STK	GAME POINTS					
#	Team	P	W	L	%	Last 3	For	Agt	+/-	FA	AA	PTS
1	<u>France</u>	3	3	0	100	111	179	142	37	59.7	47.3	6
2	<u>Russia</u>	3	2	1	66.7	011	202	161	41	67.3	53.7	5
3	<u>Poland</u>	3	1	2	33.3	100	184	179	5	61.3	59.7	4
4	<u>Ireland</u>	3	0	3	0	000	120	203	-83	40	67.7	3

# FIBA U18 Women's European Championship

## Italy 2018 Hungary 2017



Games: 40

13-Aug-17

- 1<sup>a</sup> Belgium
- 2<sup>a</sup> Serbia

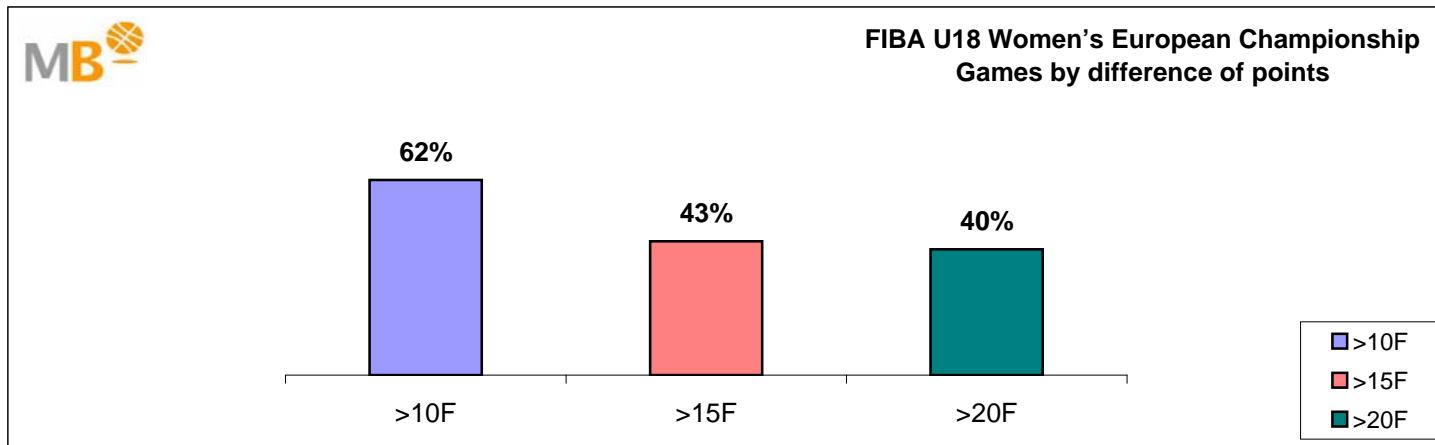
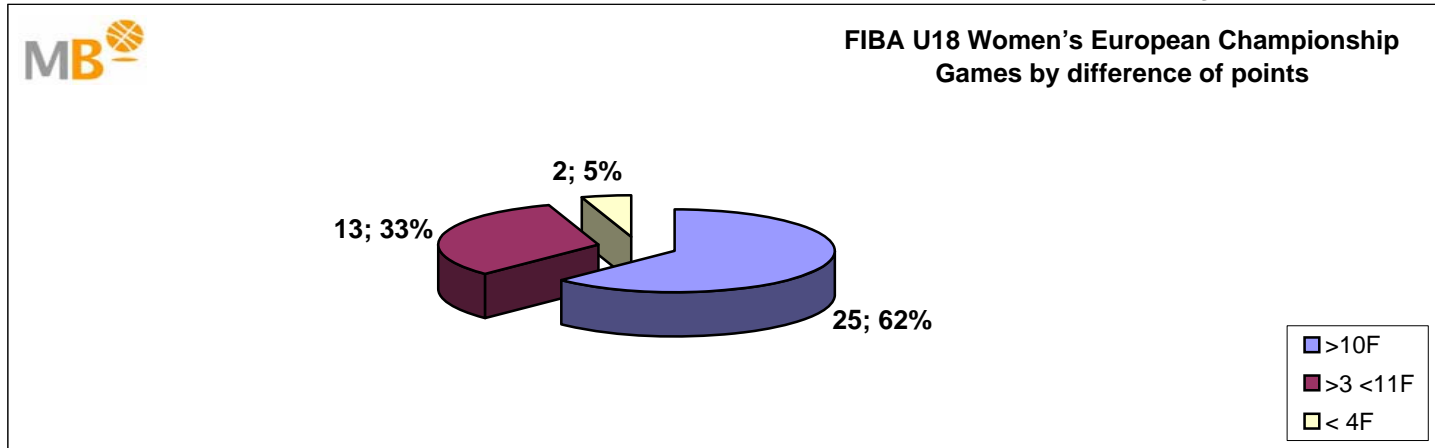
- >10 F Games finished with a difference of more than 10 points
- >15 F Games finished with a difference of more than 15 points
- >20 F Games finished with a difference of more than 20 points
- >3<11 F Games finished with a difference between 4 and 10 points
- <4 F Games finished with a difference of less than 4 points

Games: 56

13-Aug-17

- 1<sup>a</sup> Belgium
- 2<sup>a</sup> Serbia

## FIBA U18 Women's European Championship Italy 2018



- >10 F** Games finished with a difference of more than 10 points
- >15 F** Games finished with a difference of more than 15 points
- >20 F** Games finished with a difference of more than 20 points
- >3<11 F** Games finished with a difference between 4 and 10 points
- <4 F** Games finished with a difference of less than 4 points

**Games: 40**

**13-Aug-17**

# FIBA COMPETITION SYSTEM - 16 TEAMS - 1 CITY

## FINAL, THIRD - PLACE & CLASSIFICATION 5-8 GAMES

DAY 9

56	WINNER 47 vs WINNER 48	1st - 2nd place
55	LOSER 47 vs LOSER 48	3rd - 4th place
54	WINNER 45 vs WINNER 46	5th - 6th place
53	LOSER 45 vs LOSER 46	7th - 8th place

## SEMI - FINALS

DAY 8

48	WINNER 38 vs WINNER 40	1st - 4th place
47	WINNER 37 vs WINNER 39	
46	LOSER 38 vs LOSER 40	5th - 8th place
45	LOSER 37 vs LOSER 39	

DAY 7 REST DAY

## QUARTER - FINALS

DAY 6

40	WINNER 28 vs WINNER 31
39	WINNER 27 vs WINNER 32
38	WINNER 26 vs WINNER 29
37	WINNER 25 vs WINNER 30

The winners of each Round of 16 will qualify to the Quarter-finals on day 7.

## ROUND OF 16

DAY 5

All teams will qualify to the Final Phase, beginning with the Round of 16 on day 5 ranked according to the official classification rules.

25	A1 vs B4	26	A2 vs B3	27	B2 vs A3	28	B1 vs A4
29	C1 vs D4	30	C2 vs D3	31	D2 vs C3	32	D1 vs C4

DAY 4 REST DAY

## GROUP PHASE

DAY 1 - DAY 3

Each team will play three games within their groups on days 1, 2 and 3.

GROUP A	GROUP B	GROUP C	GROUP D
A1	B1	C1	D1
A2	B2	C2	D2
A3	B3	C3	D3
A4	B4	C4	D4

## CLASSIFICATION 9-16

DAY 6

33	LOSER 25 vs LOSER 30
34	LOSER 26 vs LOSER 29
35	LOSER 27 vs LOSER 32
36	LOSER 28 vs LOSER 31

The losers of each Round of 16 will play for 9th - 16th place in the Classification Games.

DAY 7 REST DAY

DAY 8

41	LOSER 33 vs LOSER 35	13th - 16th place
42	LOSER 34 vs LOSER 36	
43	WINNER 33 vs WINNER 35	9th - 12th place
44	WINNER 34 vs WINNER 36	

DAY 9

49	LOSER 41 vs LOSER 42	15th - 16th place
50	WINNER 41 vs WINNER 42	13th - 14th place
51	LOSER 43 vs LOSER 44	11th - 12th place
52	WINNER 43 vs WINNER 44	9th - 10th place

Note: The three teams classified 14th, 15th and 16th will be relegated to Division B.