

# FIBA U18 European Championship

## Slovakia 2017

### Spain

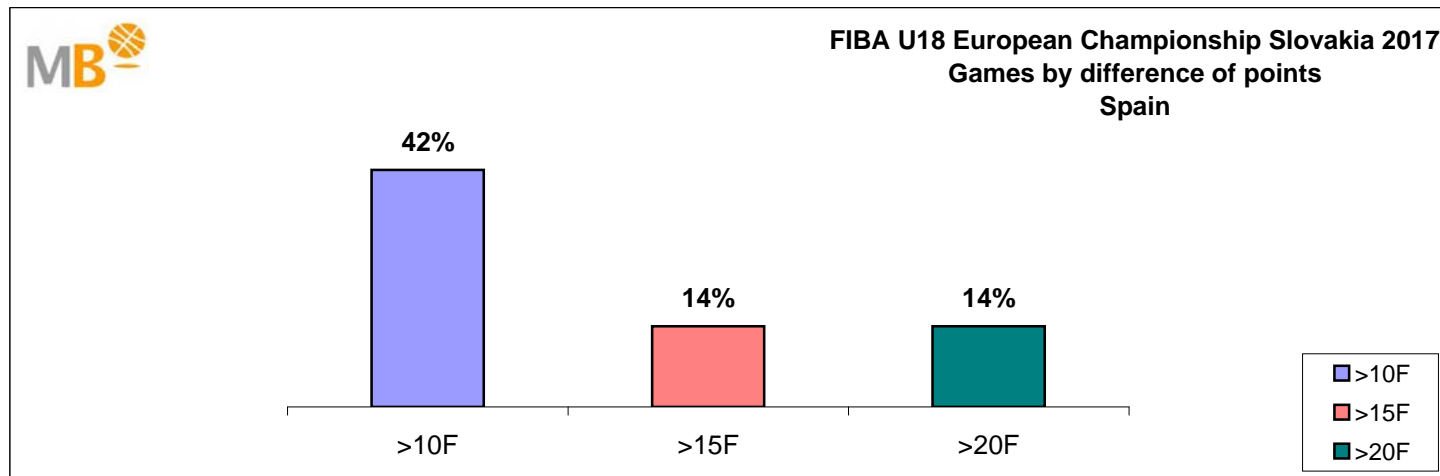
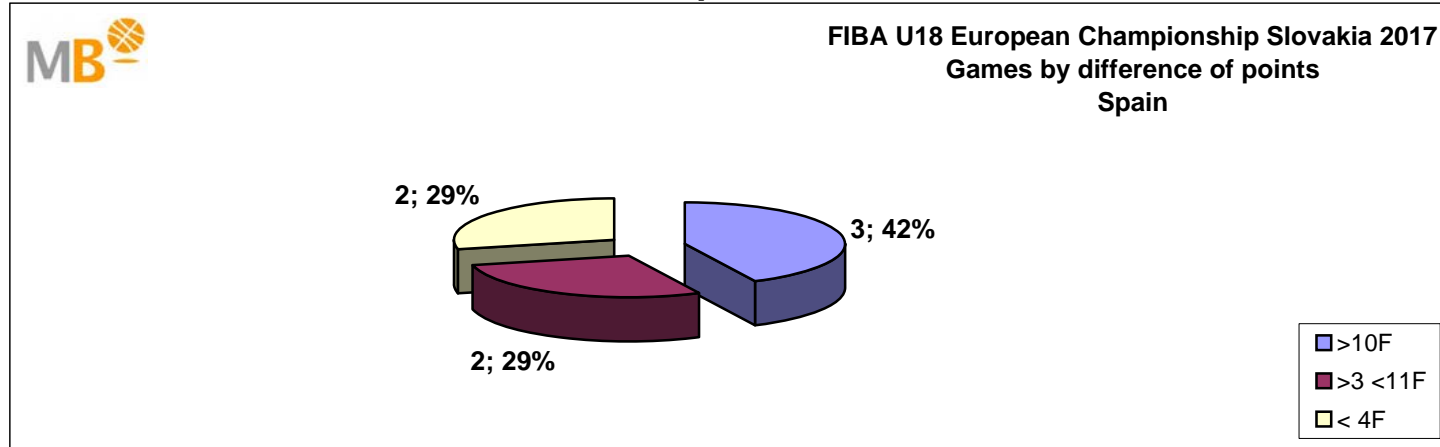


#### News

#### TOTALES

Points/Minute		40'	40'		40'		40'	
S. Martinez	0,49	20	D. Cuevas	0,47	19	R. Carrasco	0,13	5
J. Parra	0,48	19	O. Ehigitor	0,42	17	J. Busquets	0,12	5
J. Puerto	0,36	14	P. Molins	0,26	10	E. Gonzalez	0,29	12
M. Gonzalez	0,33	13	A. Parrado	0,34	13	J. Ibanez	0,17	7
Rebounds/Minute		40'	40'		40'		40'	
S. Martinez	0,20	8	D. Cuevas	0,14	5	R. Carrasco	0,15	6
J. Parra	0,12	5	O. Ehigitor	0,30	12	J. Busquets	0,17	7
J. Puerto	0,21	9	P. Molins	0,14	5	E. Gonzalez	0,24	9
M. Gonzalez	0,15	6	A. Parrado	0,24	10	J. Ibanez	0,11	4
Assists/Minute		40'	40'		40'		40'	
S. Martinez	0,04	2	D. Cuevas	0,20	8	R. Carrasco	0,12	5
J. Parra	0,01	0	O. Ehigitor	0,04	2	J. Busquets	0,10	4
J. Puerto	0,10	4	P. Molins	0,16	7	E. Gonzalez	0,06	2
M. Gonzalez	0,08	3	A. Parrado	0,04	1	J. Ibanez	0,06	2
Efe/Minute		40'	40'		40'		40'	
S. Martinez	0,49	20	D. Cuevas	0,64	26	R. Carrasco	0,28	11
J. Parra	0,37	15	O. Ehigitor	0,60	24	J. Busquets	0,12	5
J. Puerto	0,44	17	P. Molins	0,32	13	E. Gonzalez	0,29	12
M. Gonzalez	0,31	13	A. Parrado	0,36	14	J. Ibanez	0,17	7

## FIBA U18 European Championship Slovakia 2017 Spain



- >10 F Games finished with a difference of more than 10 points
- >15 F Games finished with a difference of more than 15 points
- >20 F Games finished with a difference of more than 20 points
- >3<11 F Games finished with a difference between 4 and 10 points
- <4 F Games finished with a difference of less than 4 points

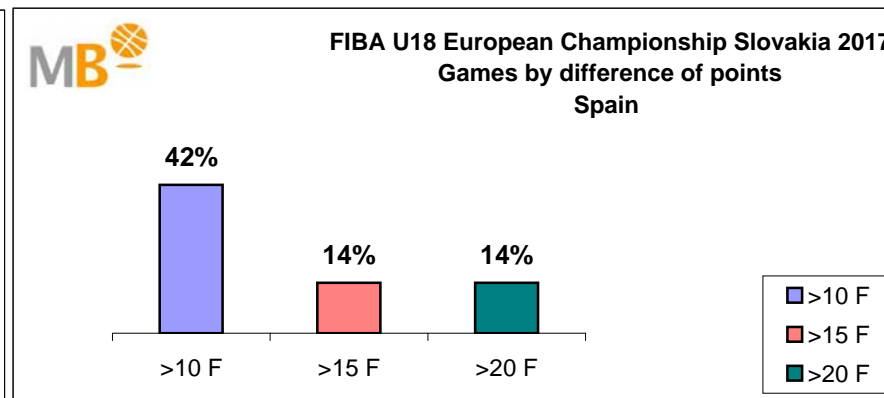
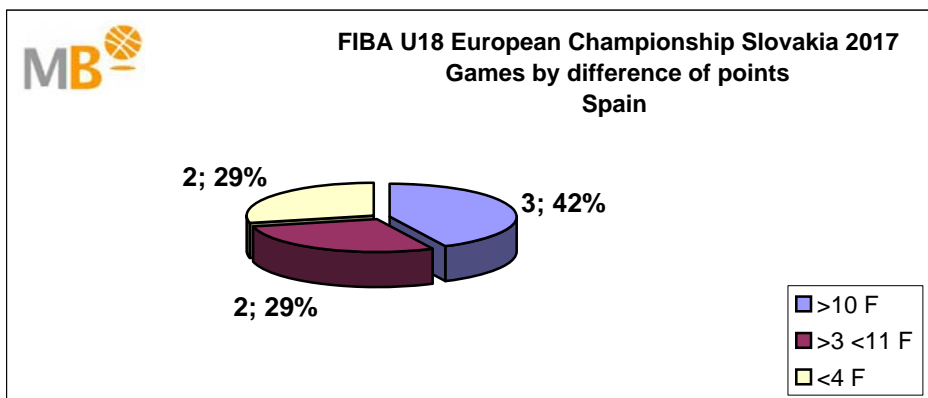
**Games: 7**

**05-Aug-17**

# FIBA U18 European Championship Slovakia 2017



Games	Score	1Q	2Q	3Q	4Q	O	O	T	T	E2°Q	E3°Q	>10 2°	>10 3°	>10 F	>3 <11 F	<4 F						
1 <a href="#">Serbia-Spain</a>	<b>70-76</b>	26	10	13	23	13	22	18	21			70	76	39	33	52	55	0	0	0	1	0
2 <a href="#">Spain-Ukraine</a>	<b>84-72</b>	24	22	16	11	4	14	23	20	17	5	84	72	40	33	44	47	0	0	1	0	0
3 <a href="#">Italy-Spain</a>	<b>68-61</b>	12	11	22	14	11	16	23	20			68	61	34	25	45	41	0	0	0	1	0
4 <a href="#">Spain-Montenegro</a>	<b>87-61</b>	23	13	29	7	16	24	19	17			87	61	52	20	68	44	1	1	1	0	0
5 <a href="#">Spain-France</a>	<b>86-85</b>	16	15	18	30	19	13	22	17	11	10	86	85	34	45	53	58	1	0	0	0	1
6 <a href="#">Turkey-Spain</a>	<b>69-71</b>	25	12	11	25	19	11	14	23			69	71	36	37	55	48	0	0	0	0	1
7 <a href="#">Spain-Serbia</a>	<b>62-74</b>	18	11	11	17	11	21	22	25			62	74	29	28	40	49	0	0	1	0	0
																		<b>2</b>	<b>1</b>	<b>3</b>	<b>2</b>	<b>2</b>



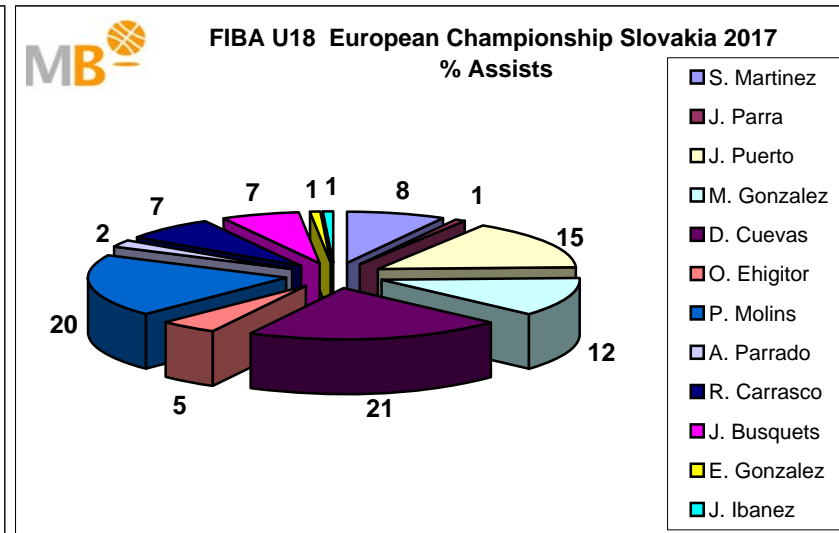
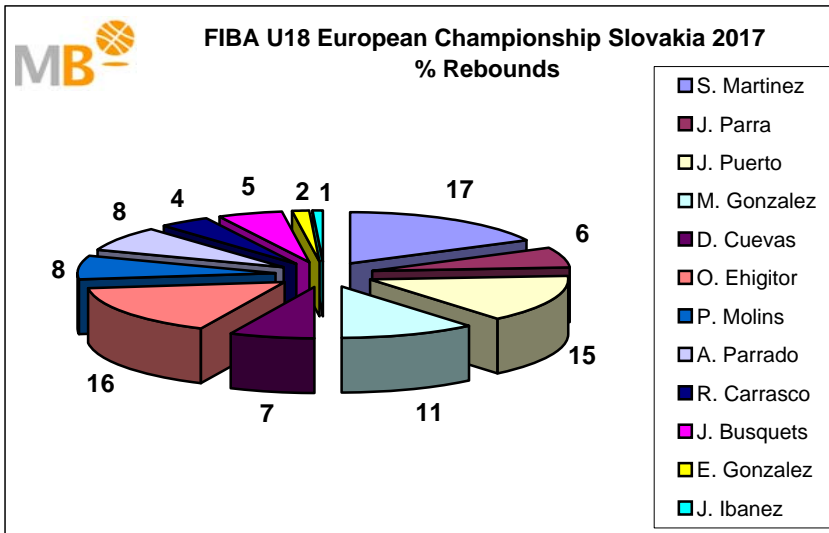
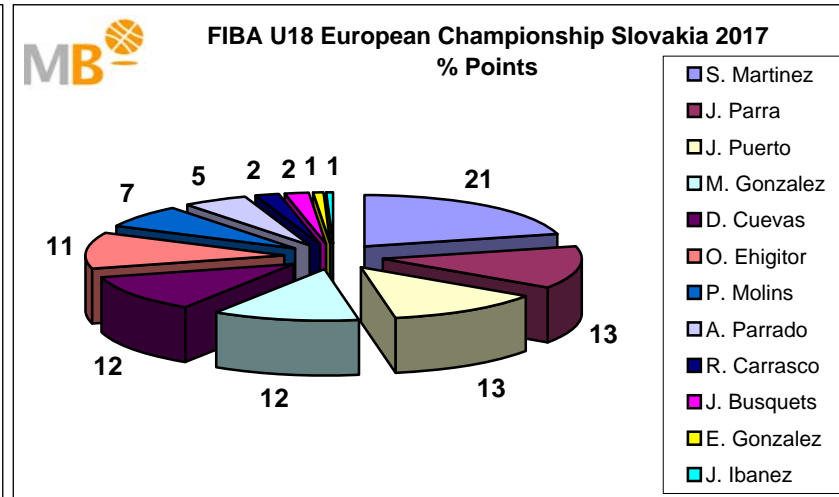
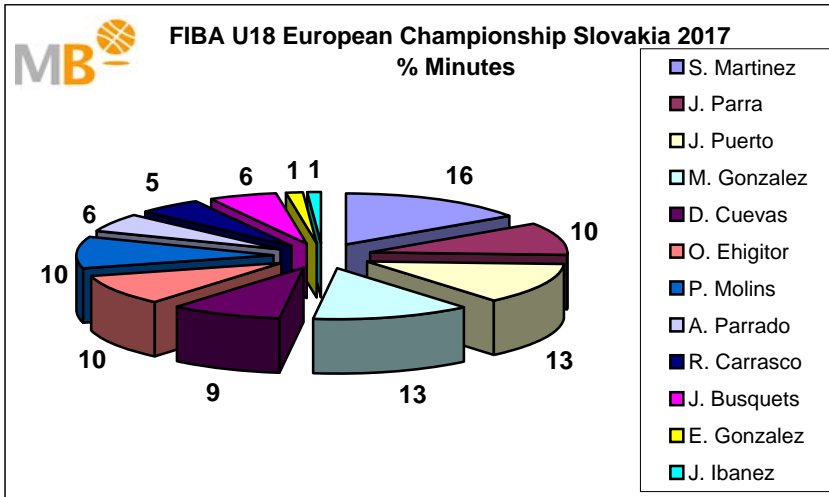
- >10 F** Games finished with a difference of more than 10 points
- >15 F** Games finished with a difference of more than 15 points
- >20 F** Games finished with a difference of more than 20 points
- >3 <11 F** Games finished with a difference between 4 and 10 points
- <4F** Games finished with a difference of less than 4 points



# FIBA U18 European Championship Slovakia 2017

Spain

Contributions



# FIBA U18 European Championship Slovakia 2017

## STATISTICS



### España

#### TOTAL

#	Players	G	Min	Shots				Rebounds										Ef	Pts			
				FG	2pts	3pts	FT	O	D	Tot	As	PF	To	St	BS	+/-						
13	<u>S. Martinez</u>	7	227	47/90	52.2%	43/76	56.6%	4/14	28.6%	13/21	61.9%	8	38	46	10	10	17	10	3	32	112	111
11	<u>J. Parra</u>	7	147	28/55	50.9%	24/42	57.1%	4/13	30.8%	10/14	71.4%	6	11	17	1	20	8	5	0	-11	54	70
9	<u>J. Puerto</u>	7	188	24/53	45.3%	19/42	45.2%	5/11	45.5%	15/23	65.2%	11	29	40	19	11	20	10	2	13	82	68
5	<u>M. Gonzalez</u>	7	191	22/70	31.4%	9/30	30%	13/40	32.5%	6/8	75%	11	18	29	15	15	9	7	5	28	60	63
4	<u>D. Cuevas</u>	7	132	21/45	46.7%	9/16	56.2%	12/29	41.4%	8/10	80%	3	15	18	26	16	7	12	0	44	85	62
12	<u>O. Ehiqitor</u>	6	141	22/37	59.5%	22/37	59.5%	0/0	0%	15/25	60%	19	24	43	6	12	5	3	4	16	85	59
15	<u>P. Molins</u>	7	147	15/38	39.5%	11/28	39.3%	4/10	40%	4/6	66.7%	2	18	20	24	16	21	10	1	32	47	38
16	<u>A. Parrado</u>	7	83	9/24	37.5%	9/24	37.5%	0/0	0%	10/13	76.9%	9	11	20	3	12	8	4	1	-8	30	28
7	<u>R. Carrasco</u>	7	75	3/17	17.6%	1/1	28.3%	2/5	40%	2/2	100%	4	7	11	9	7	6	10	1	-18	21	10
10	<u>J. Busquets</u>	7	83	3/17	17.6%	3/9	33.3%	0/8	0%	4/6	66.7%	1	13	14	8	4	10	4	0	17	10	10
17	<u>E. Gonzalez</u>	4	17	2/5	40%	1/3	33.3%	1/2	50%	0/0	0%	1	3	4	1	1	3	1	0	9	5	5
6	<u>J. Ibanez</u>	5	18	1/6	16.7%	0/2	0%	1/4	25%	0/0	0%	0	2	2	1	2	0	2	0	-14	3	3
Team/Coaches												15	11	26	0	1	4	0	0	0	0.0	0.0
TOTALS			1449	197/457	43.1%	151/321	47%	46/136	33.8%	87/128	68%	90	200	290	123	127	118	78	17	140	594.0	527

#### AVERAGE

#	Players	G	Min	Shots				Rebounds										Ef	Pts			
				FG	2pts	3pts	FT	O	D	Tot	As	PF	To	St	BS	+/-						
13	<u>S. Martinez</u>	7	32.4	6.7/12.9	52.2%	6.1/10.9	56.6%	0.6/2.0	28.6%	1.9/3.0	61.9%	1.1	5.4	6.6	1.4	1.4	2.4	1.4	0.4	4.6	16.0	15.9
11	<u>J. Parra</u>	7	21.1	4.0/7.9	50.9%	3.4/6.0	57.1%	0.6/1.9	30.8%	1.4/2.0	71.4%	0.9	1.6	2.4	0.1	2.9	1.1	0.7	0.0	-1.6	7.7	10
12	<u>O. Ehiqitor</u>	6	23.5	3.7/6.2	59.5%	3.7/6.2	59.5%	0.0/0.0	0%	2.5/4.2	60%	3.2	4.0	7.2	1.0	2.0	0.8	0.5	0.7	2.7	14.2	9.8
9	<u>J. Puerto</u>	7	26.9	3.4/7.6	45.3%	2.7/6.0	45.2%	0.7/1.6	45.5%	2.1/3.3	65.2%	1.6	4.1	5.7	2.7	1.6	2.9	1.4	0.3	1.9	11.7	9.7
5	<u>M. Gonzalez</u>	7	27.3	3.1/10.0	31.4%	1.3/4.3	30%	1.9/5.7	32.5%	0.9/1.1	75%	1.6	2.6	4.1	2.1	2.1	1.3	1.0	0.7	4.0	8.6	9
4	<u>D. Cuevas</u>	7	18.9	3.0/6.4	46.7%	1.3/2.3	56.2%	1.7/4.1	41.4%	1.1/1.4	80%	0.4	2.1	2.6	3.7	2.3	1.0	1.7	0.0	6.3	12.1	8.9
15	<u>P. Molins</u>	7	21.0	2.1/5.4	39.5%	1.6/4.0	39.3%	0.6/1.4	40%	0.6/0.9	66.7%	0.3	2.6	2.9	3.4	2.3	3.0	1.4	0.1	4.6	6.7	5.4
16	<u>A. Parrado</u>	7	11.8	1.3/3.4	37.5%	1.3/3.4	37.5%	0.0/0.0	0%	1.4/1.9	76.9%	1.3	1.6	2.9	0.4	1.7	1.1	0.6	0.1	-1.1	4.3	4
7	<u>R. Carrasco</u>	7	10.7	0.4/2.4	17.6%	0.1/1.7	28.3%	0.3/0.7	40%	0.3/0.3	100%	0.6	1.0	1.6	1.3	1.0	0.9	1.4	0.1	-2.6	3.0	1.4
10	<u>J. Busquets</u>	7	11.8	0.4/2.4	17.6%	0.4/1.3	33.3%	0.0/1.1	10%	0.6/0.9	66.7%	0.1	1.9	2.0	1.1	0.6	1.4	0.6	0.0	2.4	1.4	1.4
17	<u>E. Gonzalez</u>	4	4.2	0.5/1.2	40%	0.2/0.8	33.3%	0.2/0.5	50%	0.0/0.0	0%	0.3	0.8	1.0	0.3	0.3	0.8	0.3	0.0	2.3	1.3	1.3
6	<u>J. Ibanez</u>	5	3.7	0.2/1.2	16.7%	0.0/0.4	0%	0.2/0.8	25%	0.0/0.0	0%	0.0	0.4	0.4	0.2	0.4	0.0	0.4	0.0	-2.8	0.6	0.6
Team/Coaches												2.1	1.6	3.7	0.0	0.1	0.6	0.0	0.0	0.0	0.0	0.0
TOTALS			207.1	28.1/65.3	43.1%	21.6/45.9	47%	6.6/19.4	33.8%	12.4/18.3	68%	12.9	28.6	41.4	17.6	18.1	16.9	11.1	2.4	20.0	84.9	75.3

# FIBA U18 European Championship Slovakia 2017

Spain-Serbia (62-74)



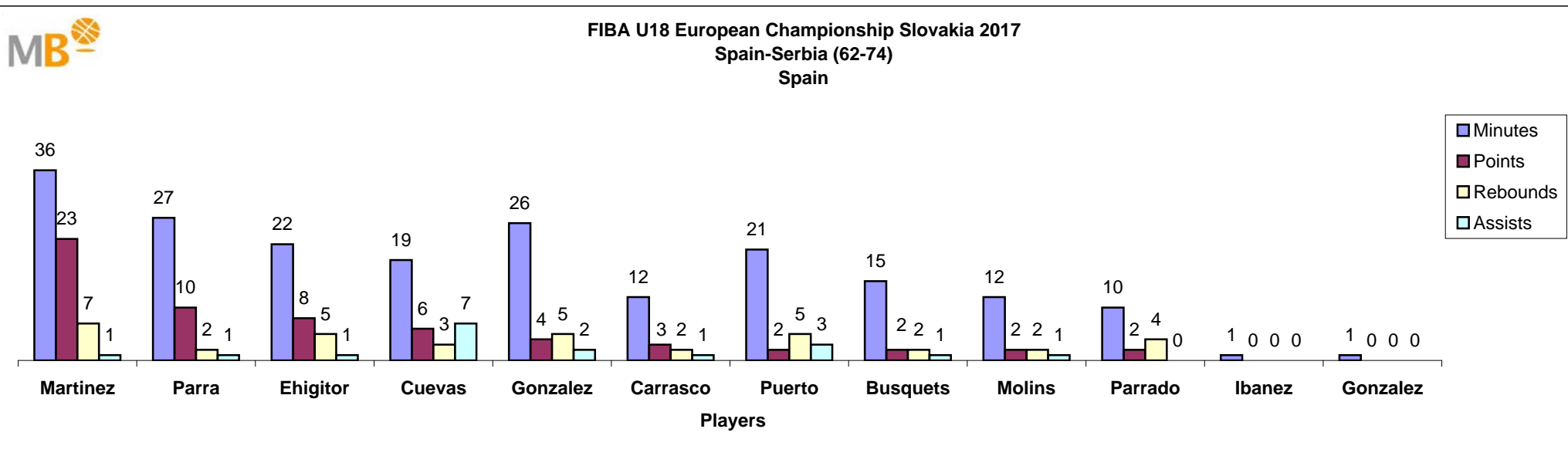
Final

Spain

#	Players	MIN	PTS	Shots				Rebounds				PF	TO	STL	BLK	+/-	EF
				FG	2PTS	3PTS	FT	OREB	DREB	REB	AST						
13	<u>*S. Martinez</u>	36:06:00	23	10/1662.5%	9/1275%	1/425%	2/366.7%	2	5	7	1	3	1	1	0	-10	24
11	<u>J. Parra</u>	27:03:00	10	3/837.5%	3/650%	0/20%	4/580%	0	2	2	1	2	1	2	0	-4	8
12	<u>*O. Ehigitor</u>	21:37	8	3/650%	3/650%	0/0-%	2/540%	2	3	5	1	2	2	0	0	0	6
4	<u>D. Cuevas</u>	19:19	6	3/837.5%	3/475%	0/40%	0/0-%	0	3	3	7	3	2	0	0	-7	9
5	<u>*M. Gonzalez</u>	26:04:00	4	1/119.1%	0/80%	1/333.3%	1/250%	4	1	5	2	4	1	0	2	-18	1
7	<u>*R. Carrasco</u>	11:52	3	1/250%	0/10%	1/1100%	0/0-%	0	2	2	1	1	2	1	1	2	5
9	<u>*J. Puerto</u>	20:52	2	1/520%	1/425%	0/10%	0/0-%	1	4	5	3	1	3	1	0	-5	4
10	<u>J. Busquets</u>	15:03	2	1/250%	1/1100%	0/10%	0/0-%	0	2	2	1	1	2	1	0	2	3
15	<u>P. Molins</u>	11:49	2	1/425%	1/425%	0/0-%	0/0-%	0	2	2	1	2	1	0	0	-10	1
16	<u>A. Parrado</u>	9:56	2	1/1100%	1/1100%	0/0-%	0/0-%	2	2	4	0	0	1	0	0	-10	5
6	<u>J. Ibanez</u>	0:07	0	0/0-%	0/0-%	0/0-%	0/0-%	0	0	0	0	0	0	0	0	0	0
17	<u>E. Gonzalez</u>	0:07	0	0/0-%	0/0-%	0/0-%	0/0-%	0	0	0	0	0	0	0	0	0	0
Team/Coaches								4	2	6		0	0				
<b>TOTALS</b>		<b>200</b>	<b>62</b>	<b>25/6339.7%</b>	<b>22/4746.8%</b>	<b>3/1618.8%</b>	<b>9/1560%</b>	<b>15</b>	<b>28</b>	<b>43</b>	<b>18</b>	<b>19</b>	<b>16</b>	<b>6</b>	<b>3</b>	<b>-12</b>	<b>66</b>

[Video](#)

C1	C2	C3	C4
18-11	11-17	11-21	22-25



# FIBA U18 European Championship Slovakia 2017

Turkey-Spain (69-71)

Semi-Finals

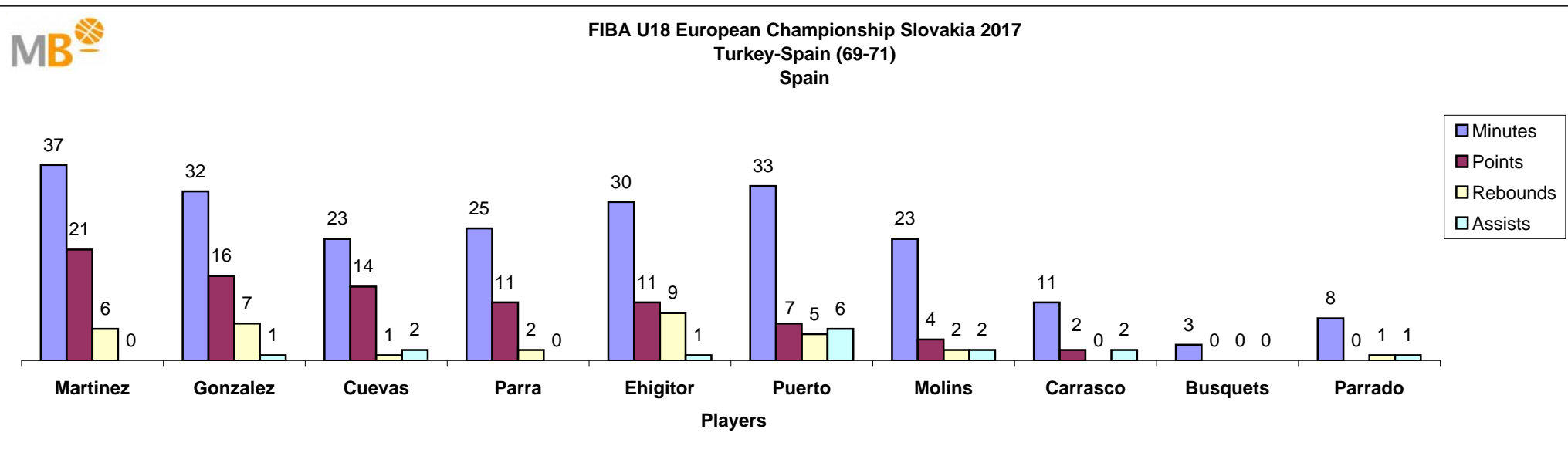
Spain



#	Players	MIN	PTS	Shots				Rebounds				PF	TO	STL	BLK	+/-	EF
				FG	2PTS	3PTS	FT	OREB	DREB	REB	AST						
13	<u>*S. Martinez</u>	37:07:00	21	9/1560%	9/1464.3%	0/10%	3/560%	0	6	6	0	2	4	2	0	5	17
5	<u>*M. Gonzalez</u>	32:13:00	16	6/1250%	2/540%	4/757.1%	0/0-%	3	4	7	1	4	4	0	0	13	14
4	<u>D. Cuevas</u>	22:51	14	5/771.4%	3/475%	2/366.7%	2/2100%	0	1	1	2	4	0	6	0	10	21
11	<u>J. Parra</u>	25:08:00	11	5/771.4%	4/666.7%	1/1100%	0/0-%	1	1	2	0	4	3	1	0	-9	9
12	<u>*O. Ehigitor</u>	29:41:00	11	3/650%	3/650%	0/0-%	5/771.4%	5	4	9	1	1	0	1	1	-11	18
9	<u>*J. Puerto</u>	33:02:00	7	2/825%	2/728.6%	0/10%	3/475%	1	4	5	6	2	2	2	0	7	11
15	<u>P. Molins</u>	23:07	4	2/450%	2/450%	0/0-%	0/0-%	0	2	2	2	1	5	1	0	0	2
7	<u>*R. Carrasco</u>	10:58	2	1/1100%	1/1100%	0/0-%	0/0-%	0	0	0	2	0	1	1	0	-8	4
10	<u>J. Busquets</u>	3:16	0	0/10%	0/10%	0/0-%	0/0-%	0	0	0	0	0	1	0	0	-13	-2
16	<u>A. Parrado</u>	7:32	0	0/20%	0/20%	0/0-%	0/0-%	0	1	1	1	2	0	0	0	11	0
6	<u>J. Ibanez</u>	DNP															
17	<u>E. Gonzalez</u>	DNP															
Team/Coaches								1	0	1	0	0					
<b>TOTALS</b>		<b>225</b>	<b>86</b>	<b>33/6352.4%</b>	<b>26/5052%</b>	<b>7/1353.8%</b>	<b>13/1872.2%</b>	<b>11</b>	<b>23</b>	<b>34</b>	<b>15</b>	<b>20</b>	<b>20</b>	<b>14</b>	<b>1</b>	<b>1</b>	<b>94</b>

[Video](#)

C1	C2	C3	C4
25-12	11-25	19-11	14-23



# FIBA U18 European Championship Slovakia 2017

Spain-France (86-85)

Quarter-Finals

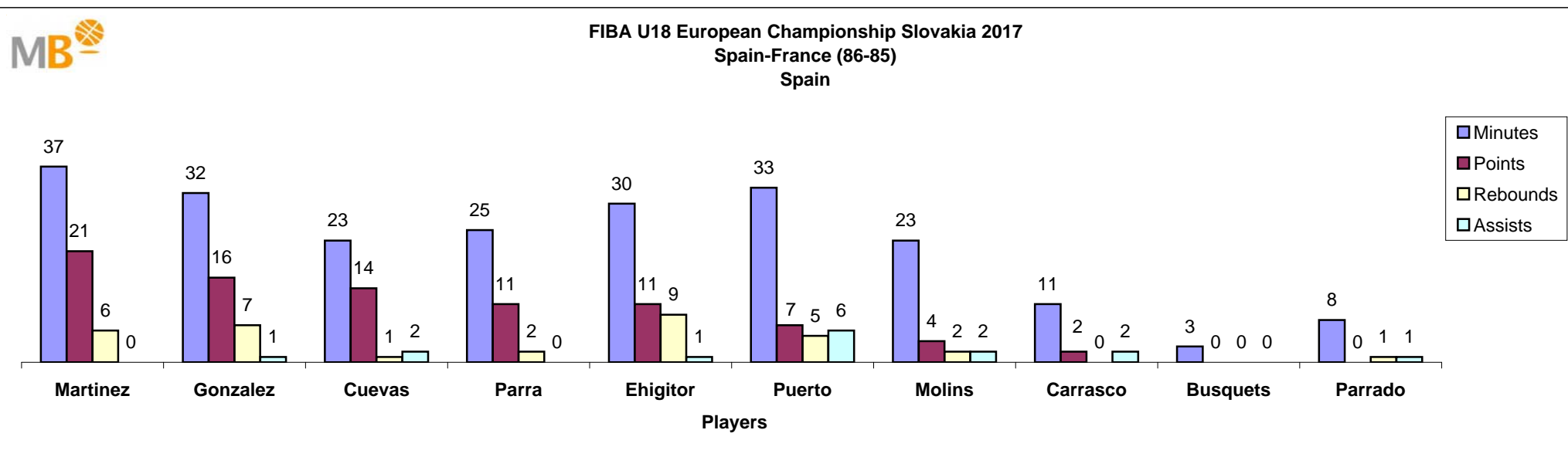
Spain



#	Players	MIN	PTS	Shots				Rebounds				PF	TO	STL	BLK	+/-	EF
				FG	2PTS	3PTS	FT	OREB	DREB	REB	AST						
13	<u>S. Martinez</u>	37:07:00	21	9/1560%	9/1464.3%	0/10%	3/560%	0	6	6	0	2	4	2	0	5	17
5	<u>M. Gonzalez</u>	32:13:00	16	6/1250%	2/540%	4/757.1%	0/0-%	3	4	7	1	4	4	0	0	13	14
4	<u>D. Cuevas</u>	22:51	14	5/771.4%	3/475%	2/366.7%	2/2100%	0	1	1	2	4	0	6	0	10	21
11	<u>J. Parra</u>	25:08:00	11	5/771.4%	4/666.7%	1/1100%	0/0-%	1	1	2	0	4	3	1	0	-9	9
12	<u>O. Ehigitor</u>	29:41:00	11	3/650%	3/650%	0/0-%	5/771.4%	5	4	9	1	1	0	1	1	-11	18
9	<u>J. Puerto</u>	33:02:00	7	2/825%	2/728.6%	0/10%	3/475%	1	4	5	6	2	2	2	0	7	11
15	<u>P. Molins</u>	23:07	4	2/450%	2/450%	0/0-%	0/0-%	0	2	2	2	1	5	1	0	0	2
7	<u>R. Carrasco</u>	10:58	2	1/1100%	1/1100%	0/0-%	0/0-%	0	0	0	2	0	1	1	0	-8	4
10	<u>J. Busquets</u>	3:16	0	0/10%	0/10%	0/0-%	0/0-%	0	0	0	0	0	1	0	0	-13	-2
16	<u>A. Parrado</u>	7:32	0	0/20%	0/20%	0/0-%	0/0-%	0	1	1	1	2	0	0	0	11	0
6	<u>J. Ibanez</u>	DNP															
17	<u>E. Gonzalez</u>	DNP															
Team/Coaches								1	0	1	0	0					
<b>TOTALS</b>		<b>225</b>	<b>86</b>	<b>33/6352.4%</b>	<b>26/5052%</b>	<b>7/1353.8%</b>	<b>13/1872.2%</b>	<b>11</b>	<b>23</b>	<b>34</b>	<b>15</b>	<b>20</b>	<b>20</b>	<b>14</b>	<b>1</b>	<b>1</b>	<b>94</b>

[Video](#)

C1	C2	C3	C4	OT
16-15	18-30	19-13	22-17	11-10





# FIBA U18 European Championship Slovakia 2017

Spain-Montenegro (87-61)

Round of 16

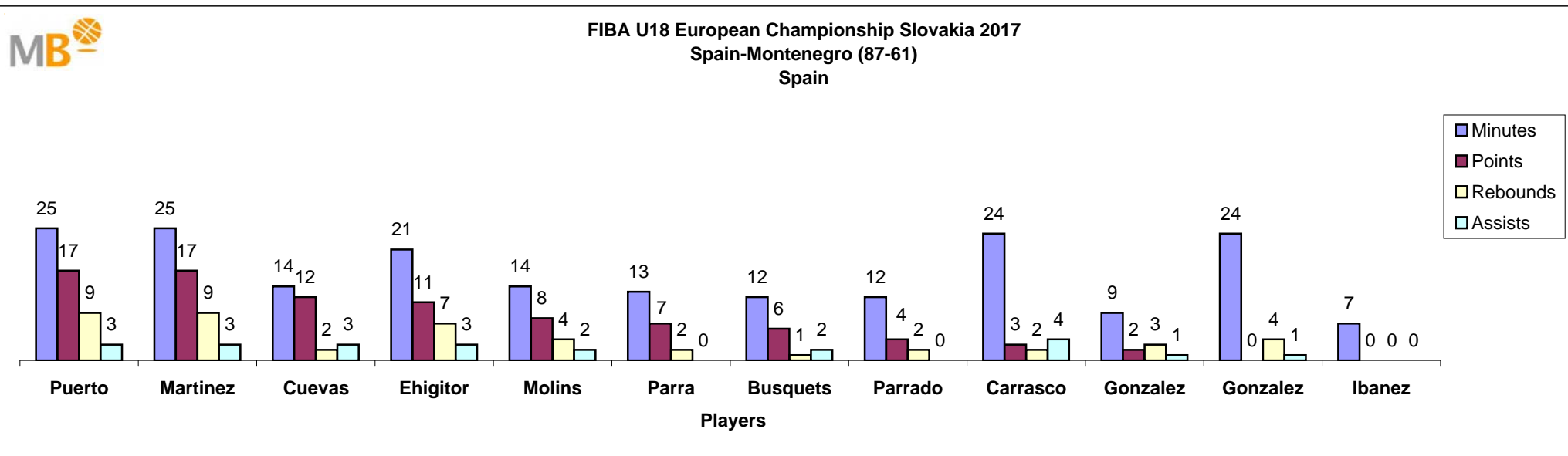
Spain



#	Players	MIN	PTS	Shots				Rebounds				PF	TO	STL	BLK	+/-	EF
				FG	2PTS	3PTS	FT	OREB	DREB	REB	AST						
9	<u>*J. Puerto</u>	24:46:00	17	4/1040%	2/825%	2/2100%	7/977.8%	2	7	9	3	1	2	0	0	15	19
13	<u>*S. Martinez</u>	24:46:00	17	7/1353.8%	5/955.6%	2/450%	1/250%	2	7	9	3	1	2	1	0	27	21
4	<u>D. Cuevas</u>	14:28	12	4/666.7%	0/0-%	4/666.7%	0/0-%	1	1	2	3	0	0	0	0	17	15
12	<u>*O. Ehigitor</u>	21:31	11	5/771.4%	5/771.4%	0/0-%	1/250%	3	4	7	3	2	1	0	0	17	17
15	<u>P. Molins</u>	14:11	8	3/742.9%	1/520%	2/2100%	0/0-%	1	3	4	2	2	2	1	0	9	9
11	<u>J. Parra</u>	13:05	7	3/475%	3/3100%	0/10%	1/1100%	1	1	2	0	4	1	0	0	8	7
10	<u>J. Busquets</u>	11:31	6	2/633.3%	2/450%	0/20%	2/2100%	0	1	1	2	2	2	1	0	5	4
16	<u>A. Parrado</u>	11:30	4	1/250%	1/250%	0/0-%	2/2100%	0	2	2	0	2	1	0	0	-8	4
7	<u>*R. Carrasco</u>	24:22:00	3	1/520%	0/30%	1/250%	0/0-%	1	1	2	4	1	1	5	0	10	9
17	<u>E. Gonzalez</u>	9:05	2	1/333.3%	1/333.3%	0/0-%	0/0-%	1	2	3	1	1	2	1	0	8	3
5	<u>*M. Gonzalez</u>	24:06:00	0	0/60%	0/0-%	0/60%	0/0-%	1	3	4	1	2	0	2	0	22	1
6	<u>J. Ibanez</u>	6:34	0	0/20%	0/10%	0/10%	0/0-%	0	0	0	0	0	0	1	0	0	-1
Team/Coaches								2	1	3		0	1				
<b>TOTALS</b>		<b>200</b>	<b>87</b>	<b>31/7143.7%</b>	<b>20/4544.4%</b>	<b>11/2642.3%</b>	<b>14/1877.8%</b>	<b>15</b>	<b>33</b>	<b>48</b>	<b>22</b>	<b>18</b>	<b>15</b>	<b>12</b>	<b>0</b>	<b>26</b>	<b>108</b>

[Video](#)

C1	C2	C3	C4
23-13	29-7	16-24	19-17



# FIBA U18 European Championship Slovakia 2017

Italy-Spain (68-61)

Group Phase G3

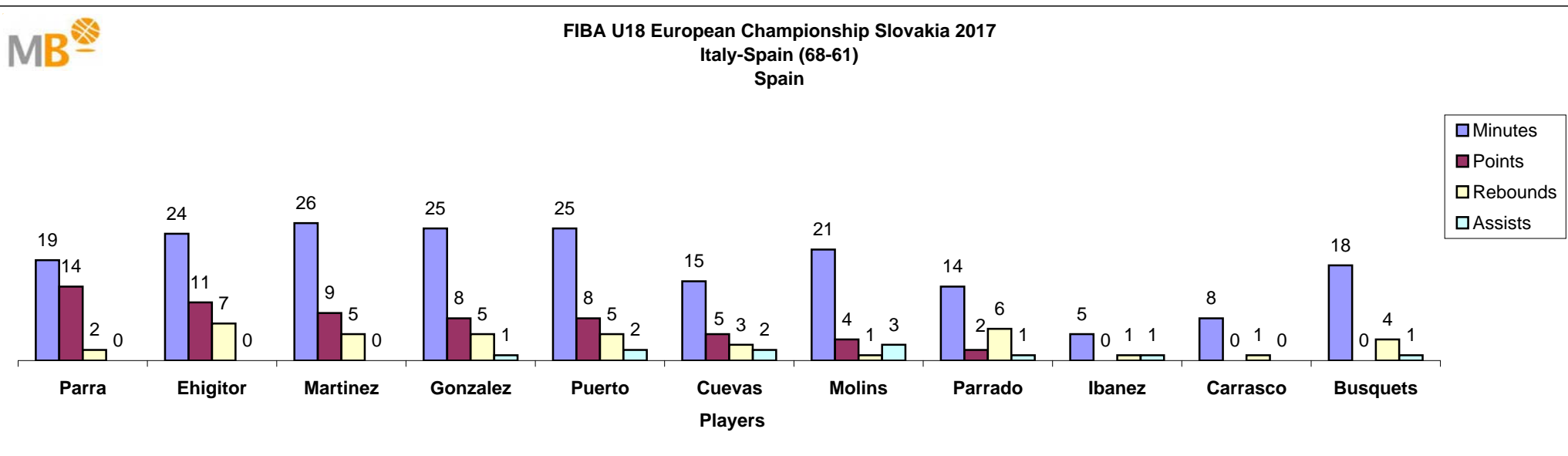
Spain



#	Players	MIN	PTS	Shots				Rebounds				PF	TO	STL	BLK	+/-	EF
				FG	2PTS	3PTS	FT	OREB	DREB	REB	AST						
11	<u>J. Parra</u>	18:40	14	4/757.1%	2/540%	2/2100%	4/4100%	0	2	2	0	3	0	0	0	-4	13
12	<u>*O. Ehigitor</u>	23:49	11	3/3100%	3/3100%	0/0-%	5/862.5%	3	4	7	0	1	1	1	2	5	17
13	<u>*S. Martinez</u>	26:13:00	9	4/1233.3%	4/1136.4%	0/10%	1/333.3%	1	4	5	0	1	4	2	1	-5	3
5	<u>*M. Gonzalez</u>	24:38:00	8	3/837.5%	1/333.3%	2/540%	0/0-%	1	4	5	1	1	0	0	0	2	9
9	<u>J. Puerto</u>	24:43:00	8	2/450%	1/250%	1/250%	3/650%	1	4	5	2	0	2	0	1	-7	9
4	<u>D. Cuevas</u>	15:15	5	1/333.3%	0/10%	1/250%	2/2100%	0	3	3	2	2	1	0	0	0	7
15	<u>*P. Molins</u>	21:19	4	1/333.3%	1/250%	0/10%	2/2100%	0	1	1	3	2	6	0	0	3	0
16	<u>A. Parrado</u>	14:18	2	1/714.3%	1/714.3%	0/0-%	0/0-%	3	3	6	1	1	1	2	0	-12	4
6	<u>J. Ibanez</u>	5:25	0	0/10%	0/10%	0/0-%	0/0-%	0	1	1	1	0	0	1	0	-10	2
7	<u>R. Carrasco</u>	7:50	0	0/10%	0/10%	0/0-%	0/0-%	0	1	1	0	2	0	1	0	-8	1
10	<u>*J. Busquets</u>	17:43	0	0/30%	0/20%	0/10%	0/0-%	0	4	4	1	1	2	0	1	0	0
17	<u>E. Gonzalez</u>	DNP															
Team/Coaches								1	1	2		0	1				
<b>TOTALS</b>		<b>200</b>	<b>61</b>	<b>19/5236.5%</b>	<b>13/3834.2%</b>	<b>6/1442.9%</b>	<b>17/2568%</b>	<b>10</b>	<b>32</b>	<b>42</b>	<b>11</b>	<b>14</b>	<b>18</b>	<b>7</b>	<b>4</b>	<b>-7</b>	<b>65</b>

[Video](#)

C1	C2	C3	C4
12-11	22-14	11-16	23-20



# FIBA U18 European Championship Slovakia 2017

Spain-Ukraine (84-72)

Group Phase G2

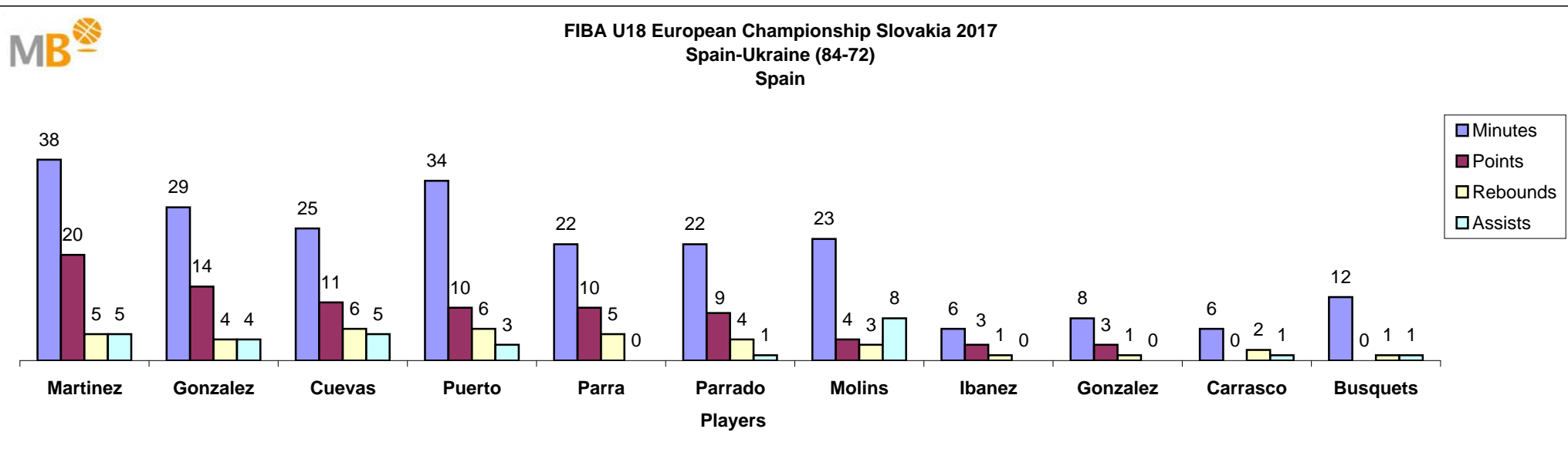
Spain



#	Players	MIN	PTS	Shots			FT	Rebounds			AST	PF	TO	STL	BLK	+/-	EF	
				FG	2PTS	3PTS		OREB	DREB	REB								
13	<u>*S. Martinez</u>	38:13:00	20	8/1650%	7/1546.7%	1/1100%	3/475%	0	5	5	5	1	3	2	1	9	21	
5	<u>*M. Gonzalez</u>	29:22:00	14	5/1241.7%	1/333.3%	4/944.4%	0/0-%	1	3	4	4	0	3	1	1	11	14	
4	<u>D. Cuevas</u>	25:10:00	11	3/650%	1/250%	2/450%	3/475%	2	4	6	5	4	1	3	0	12	20	
9	<u>*J. Puerto</u>	33:37:00	10	5/955.6%	5/862.5%	0/10%	0/0-%	1	5	6	3	3	3	3	0	9	15	
11	<u>J. Parra</u>	22:00	10	5/1241.7%	5/1145.5%	0/10%	0/10%	3	2	5	0	1	2	1	0	2	6	
16	<u>*A. Parrado</u>	22:11	9	1/250%	1/250%	0/0-%	7/977.8%	2	2	4	1	4	4	1	1	12	9	
15	<u>*P. Molins</u>	22:37	4	1/520%	1/520%	0/0-%	2/366.7%	0	3	3	8	4	0	3	1	8	14	
6	<u>J. Ibanez</u>	6:07	3	1/333.3%	0/0-%	1/333.3%	0/0-%	0	1	1	0	1	0	0	0	-4	2	
17	<u>E. Gonzalez</u>	7:34	3	1/250%	0/0-%	1/250%	0/0-%	0	1	1	0	0	1	0	0	1	2	
7	<u>R. Carrasco</u>	6:19	0	0/30%	0/20%	0/10%	0/0-%	1	1	2	1	0	1	1	0	2	0	
10	<u>J. Busquets</u>	11:46	0	0/30%	0/10%	0/20%	0/0-%	1	0	1	1	0	3	1	0	-2	-3	
12	<u>O. Ehigitor</u>	DNP																
Team/Coaches								4	3	7		1	0					
<b>TOTALS</b>			<b>225</b>	<b>84</b>	<b>30/7341.1%</b>	<b>21/4942.9%</b>	<b>9/2437.5%</b>	<b>15/2171.4%</b>	<b>15</b>	<b>30</b>	<b>45</b>	<b>28</b>	<b>19</b>	<b>21</b>	<b>16</b>	<b>4</b>	<b>12</b>	<b>100</b>

[Video](#)

C1	C2	C3	C4	O
24-22	16-11	4-14	23-20	17-5



# FIBA U18 European Championship Slovakia 2017

Serbia-Spain (70-76)

Group Phase G1

Spain



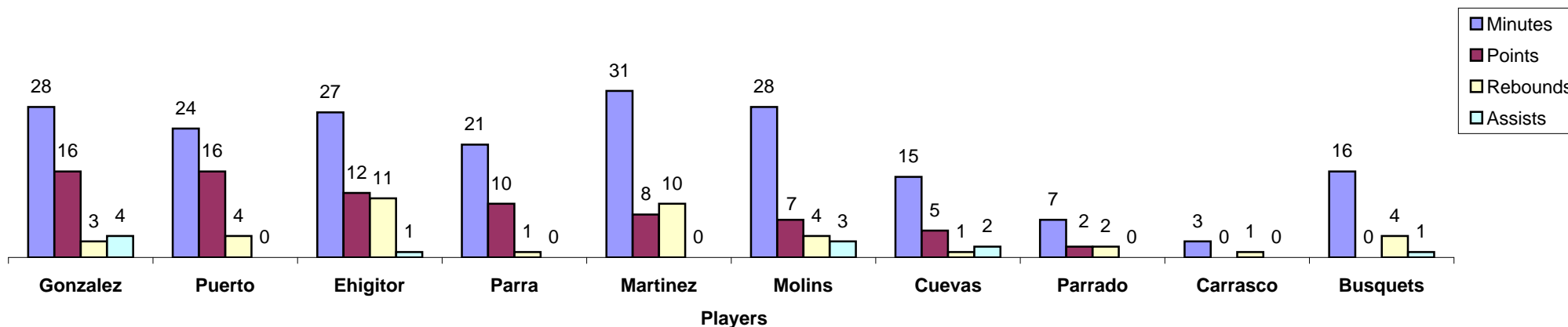
#	Players	MIN	PTS	Shots				Rebounds				PF	TO	STL	BLK	+/-	EF
				FG	2PTS	3PTS	FT	OREB	DREB	REB	AST						
5	<u>*M. Gonzalez</u>	28:07:00	16	5/9 55.6%	3/6 50%	2/3 66.7%	4/4 100%	1	2	3	4	2	0	1	0	11	20
9	<u>J. Puerto</u>	23:55	16	6/8 75%	4/5 80%	2/3 66.7%	2/4 50%	1	3	4	0	2	5	1	0	-4	12
12	<u>*O. Ehigitor</u>	26:30:00	12	5/8 62.5%	5/8 62.5%	0/0 0%	2/3 66.7%	6	5	11	1	3	1	0	0	0	19
11	<u>*J. Parra</u>	20:48	10	4/8 50%	3/5 60%	1/3 33.3%	1/2 50%	0	1	1	0	3	0	0	0	-1	6
13	<u>*S. Martinez</u>	31:03:00	8	4/11 36.4%	4/9 44.4%	0/2 0%	0/0 0%	1	9	10	0	1	2	1	1	2	11
15	<u>*P. Molins</u>	27:53:00	7	3/6 50%	2/2 100%	1/4 25%	0/0 0%	0	4	4	3	3	6	3	0	13	8
4	<u>D. Cuevas</u>	15:25	5	2/7 28.6%	2/4 50%	0/3 0%	1/2 50%	0	1	1	2	1	1	2	0	2	3
16	<u>A. Parrado</u>	6:43	2	1/2 50%	1/2 50%	0/0 0%	0/0 0%	1	1	2	0	3	1	0	0	4	2
7	<u>R. Carrasco</u>	3:16	0	0/2 0%	0/2 0%	0/0 0%	0/0 0%	0	1	1	0	0	0	0	0	-6	-1
10	<u>J. Busquets</u>	16:16	0	0/2 0%	0/0 0%	0/2 0%	0/0 0%	0	4	4	1	0	0	0	0	9	3
6	<u>J. Ibanez</u>	DNP															
17	<u>E. Gonzalez</u>	DNP															
Team/Coaches								2	2	4		0	1				
<b>TOTALS</b>		<b>200</b>	<b>76</b>	<b>30/63 47.6%</b>	<b>24/43 55.8%</b>	<b>6/20 30%</b>	<b>10/15 66.7%</b>	<b>12</b>	<b>33</b>	<b>45</b>	<b>11</b>	<b>18</b>	<b>17</b>	<b>8</b>	<b>1</b>	<b>6</b>	<b>83</b>

[Video](#)

C1	C2	C3	C4
26-10	13-23	13-22	18-21



FIBA U18 European Championship Slovakia 2017  
Serbia-Spain (70-76)  
Spain





**FIBA U18 European Championship  
Slovakia 2017**



# FIBA U18 European Championship

## Slovakia 2017



### GROUP A

Germany-Turkey	<u>61-70</u>
Russia-Montenegro	<u>81-71</u>
Turkey-Russia	<u>90-77</u>
Montenegro-Germany	<u>81-73</u>
Montenegro-Turkey	<u>74-85</u>
Germany-Russia	<u>69-67</u>

### GROUP B

Ukraine-Italy	<u>52-69</u>
Serbia-Spain	<u>70-76</u>
Italy-Serbia	<u>46-63</u>
Spain-Ukraine	<u>84-72</u>
Serbia-Ukraine	<u>72-63</u>
Italy-Spain	<u>68-61</u>

### GROUP C

Finland-Lithuania	<u>82-62</u>
Slovenia-Greece	<u>67-81</u>
Greece-Finland	<u>81-78</u>
Lithuania-Slovenia	<u>75-57</u>
Finland-Slovenia	<u>80-90</u>
Greece-Lithuania	<u>61-81</u>

### GROUP D

France-Bosnia and Herz	<u>65-66</u>
Slovak Republic-Latvia	<u>61-78</u>
Latvia-France	<u>49-93</u>
Bosnia Herz-Slovak Rep	<u>73-68</u>
Latvia-Bosnia and Herz	<u>79-74</u>
France-Slovak Republic	<u>68-54</u>

### Round of 16

Turkey-Ukraine	<u>78-76</u>
Bosnia and Herz-Slovenia	<u>65-59</u>
Spain-Montenegro	<u>87-61</u>
France-Finland	<u>66-58</u>

### Round of 16

Serbia-Germany	<u>71-64</u>
Lithuania-Slovak Republi	<u>79-55</u>
Russia-Italy	<u>64-82</u>
Greece-Latvia	<u>71-65</u>

### Quarter-Finals

Turkey-Greece	<u>81-63</u>
Spain-France	<u>86-85</u>
Italy-Lithuania	<u>67-73</u>
Serbia-Bosnia and Herz	<u>82-50</u>

### Classification 9-16

Ukraine-Latvia	<u>78-60</u>
Montenegro-Finland	<u>67-82</u>
Russia-Slovak Republic	<u>76-55</u>
Germany-Slovenia	<u>91-50</u>

### Classification 5-8

Greece-France	<u>53-81</u>
Italy-Bosnia and Herz	<u>77-59</u>

### Classification 9-12

Ukraine-Finland	<u>56-70</u>
Russia-Germany	<u>70-69</u>

### Semi-Finals

Russia-Germany	<u>70-69</u>
Lithuania-Serbia	<u>77-83</u>

### Classification 13-16

Latvia-Montenegro	<u>55-66</u>
Slovak Rep-Slovenia	<u>57-62</u>

### Classification 9-10

Finland-Russia	<u>69-75</u>
----------------	--------------

### Classification 15-16

Latvia-Slovak Republic	<u>57-69</u>
------------------------	--------------

### Classification 7-8

Greece-Bosnia and Herz	<u>77-55</u>
------------------------	--------------

### Classification 13-14

Montenegro-Slovenia	<u>73-61</u>
---------------------	--------------

### Classification 5-6

France-Italy	<u>55-79</u>
--------------	--------------

### Classification 11-12

Ukraine-Germany	<u>71-89</u>
-----------------	--------------

### Final

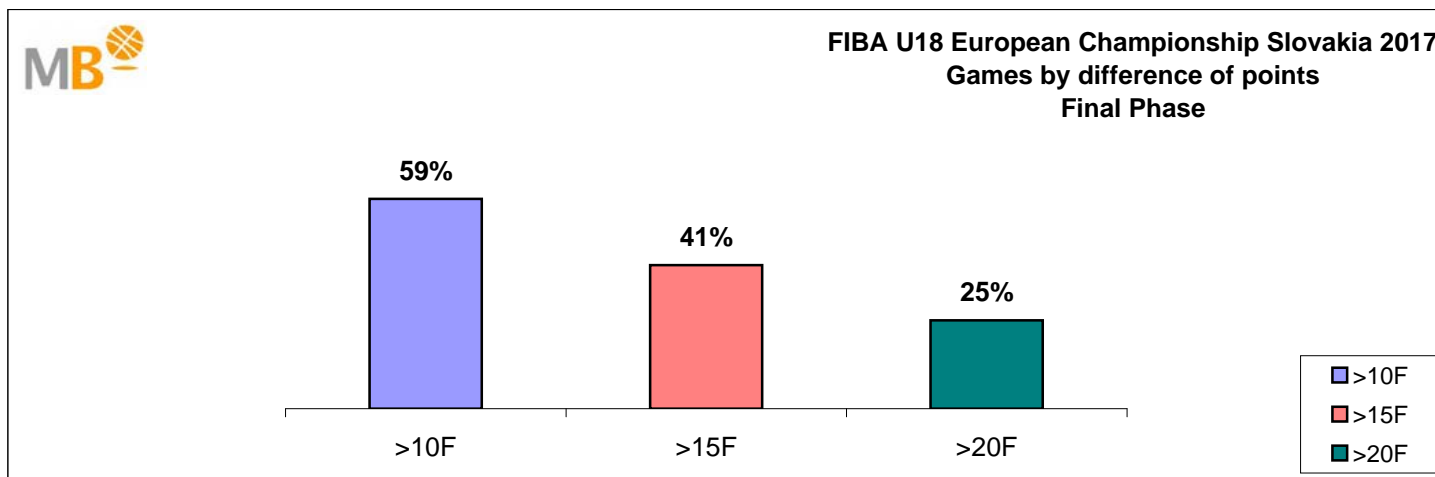
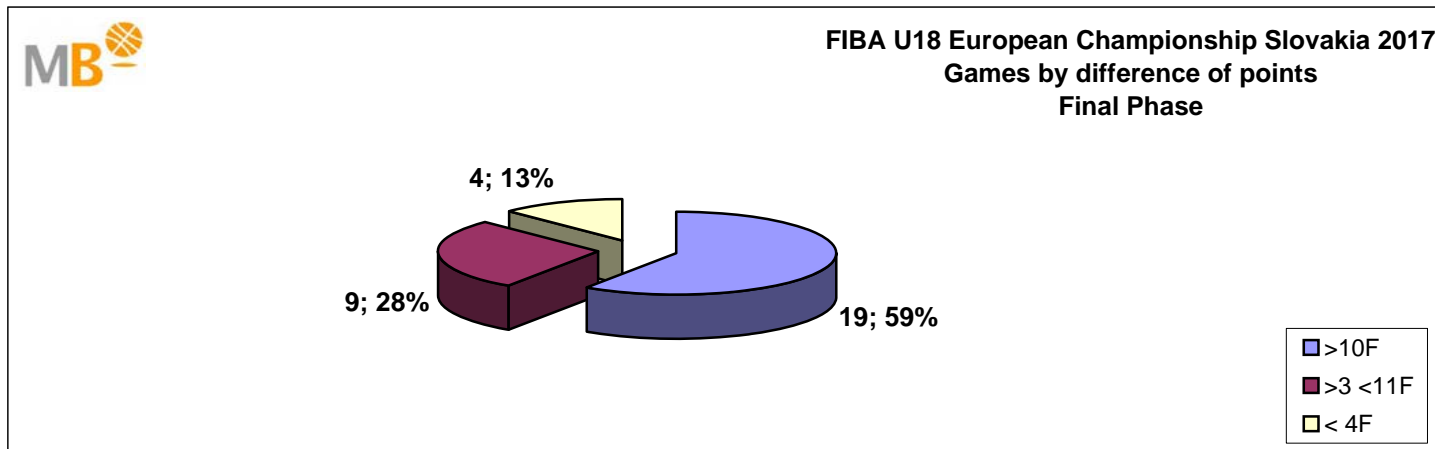
Spain-Serbia	<u>62-74</u>
--------------	--------------

### 3rd Place

Turkey-Lithuania	<u>88-97</u>
------------------	--------------



## FIBA U18 European Championship Slovakia 2017 Final Phase

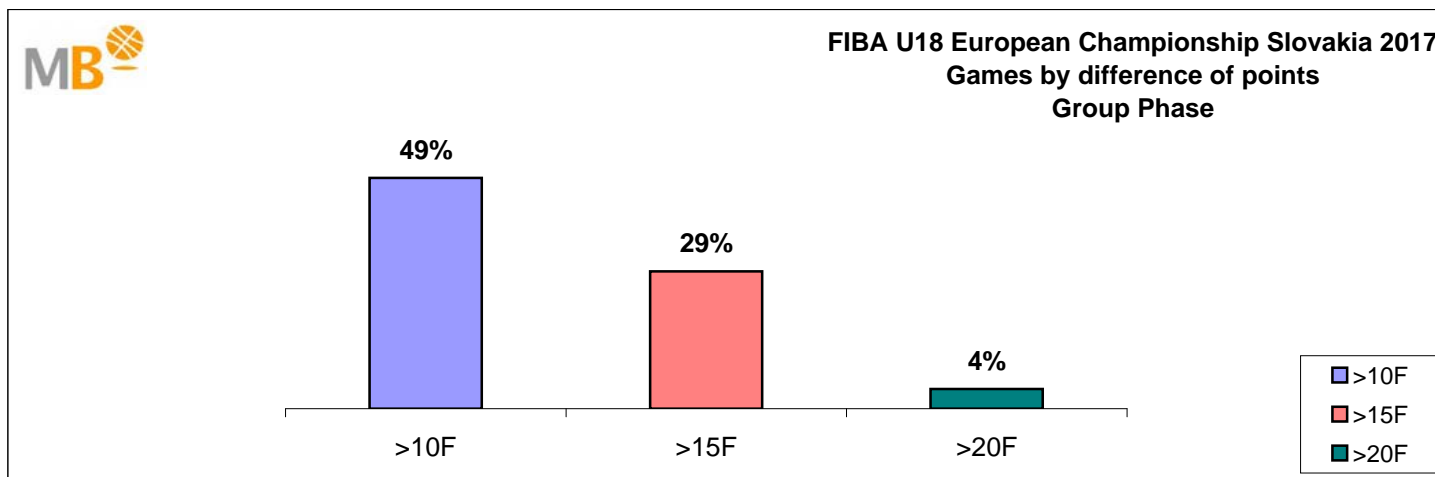
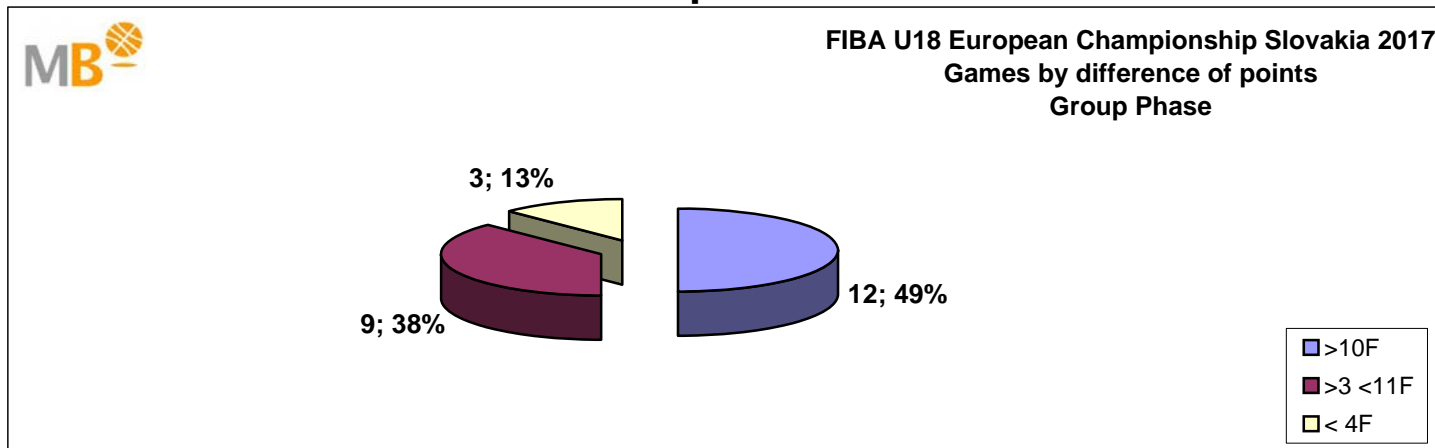


- >10 F Games finished with a difference of more than 10 points
- >15 F Games finished with a difference of more than 15 points
- >20 F Games finished with a difference of more than 20 points
- >3 <11 F Games finished with a difference between 4 and 10 points
- <4 F Games finished with a difference of less than 4 points

**Games: 32**

**06-Aug-17**

## FIBA U18 European Championship Slovakia 2017 Group Phase



- >10 F Games finished with a difference of more than 10 points
- >15 F Games finished with a difference of more than 15 points
- >20 F Games finished with a difference of more than 20 points
- >3<11 F Games finished with a difference between 4 and 10 points
- <4 F Games finished with a difference of less than 4 points

**Games: 24**

**01-Aug-17**



# FIBA U18 European Championship Slovakia 2017



## SCOREBOARD

Group Phase

GROUP A		GAMES				STK	GAME POINTS					
#	Team	P	W	L	%	Last 3	For	Agt	+/-	FA	AA	PTS
1	<u>Turkey</u>	3	3	0	100	111	245	212	33	81.7	70.7	6
2	<u>Russia</u>	3	1	2	33.3	100	225	230	-5	75	76.7	4
3	<u>Montenegro</u>	3	1	2	33.3	010	226	239	-13	75.3	79.7	4
4	<u>Germany</u>	3	1	2	33.3	001	203	218	-15	67.7	72.7	4

GROUP B		GAMES				STK	GAME POINTS					
#	Team	P	W	L	%	Last 3	For	Agt	+/-	FA	AA	PTS
1	<u>Serbia</u>	3	2	1	66.7	011	205	185	20	68.3	61.7	5
2	<u>Spain</u>	3	2	1	66.7	110	221	210	11	73.7	70	5
3	<u>Italy</u>	3	2	1	66.7	101	183	176	7	61	58.7	5
4	<u>Ukraine</u>	3	0	3	0	000	187	225	-38	62.3	75	3

GROUP C		GAMES				STK	GAME POINTS					
#	Team	P	W	L	%	Last 3	For	Agt	+/-	FA	AA	PTS
1	<u>Lithuania</u>	3	2	1	66.7	011	218	200	18	72.7	66.7	5
2	<u>Greece</u>	3	2	1	66.7	110	223	226	-3	74.3	75.3	5
3	<u>Slovenia</u>	3	1	2	33.3	001	214	236	-22	71.3	78.7	4
4	<u>Finland</u>	3	1	2	33.3	100	240	233	7	80	77.7	4

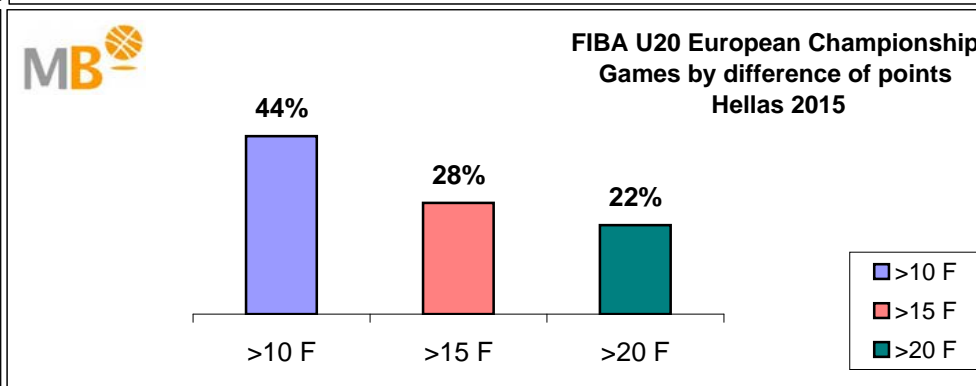
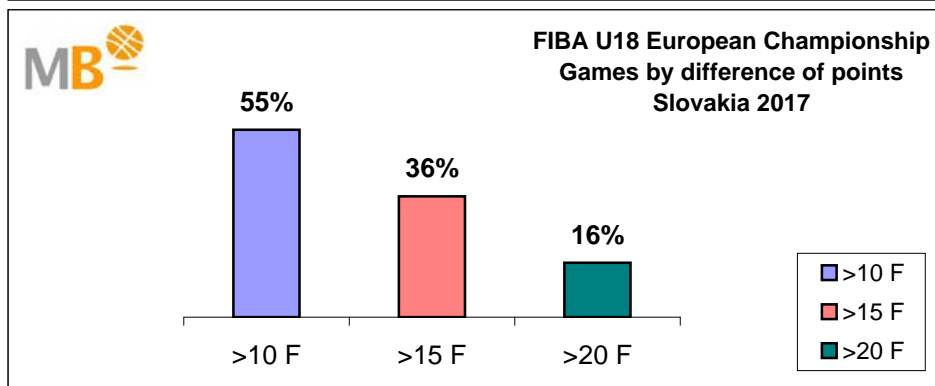
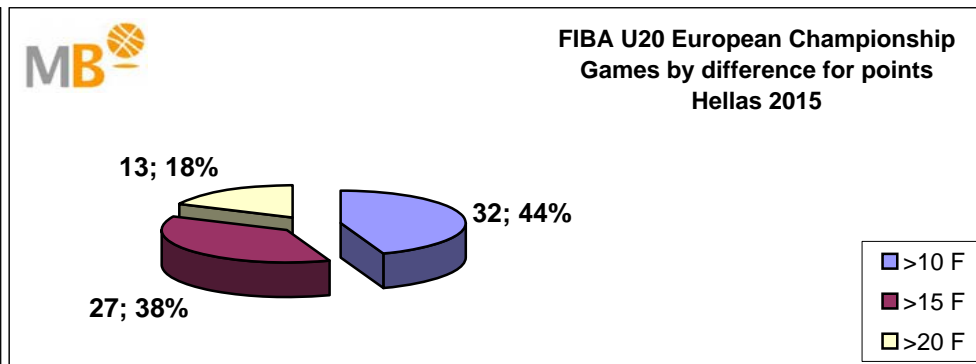
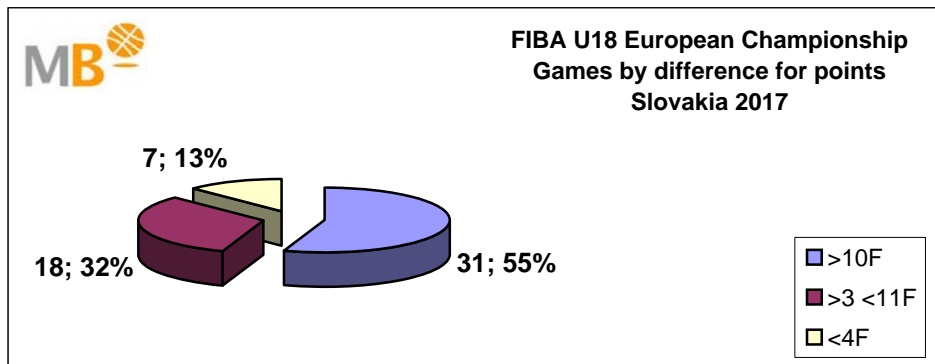
GROUP D		GAMES				STK	GAME POINTS					
#	Team	P	W	L	%	Last 3	For	Agt	+/-	FA	AA	PTS
1	<u>France</u>	3	2	1	66.7	011	226	169	57	75.3	56.3	5
2	<u>BIH</u>	3	2	1	66.7	110	213	212	1	71	70.7	5
3	<u>Latvia</u>	3	2	1	66.7	101	206	228	-22	68.7	76	5
4	<u>SVK</u>	3	0	3	0	000	183	219	-36	61	73	3



# FIBA U18 European Championship

## Slovakia 2017

## Hellas 2015



**Games: 56**

**6-Aug-17**

1<sup>a</sup> **Serbia**  
2<sup>a</sup> **Spain**

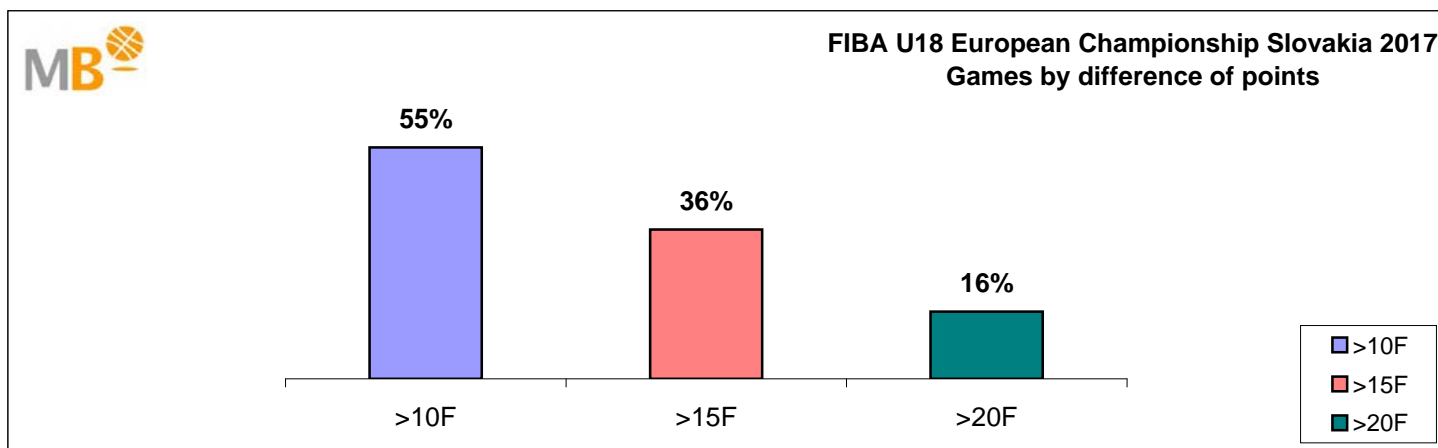
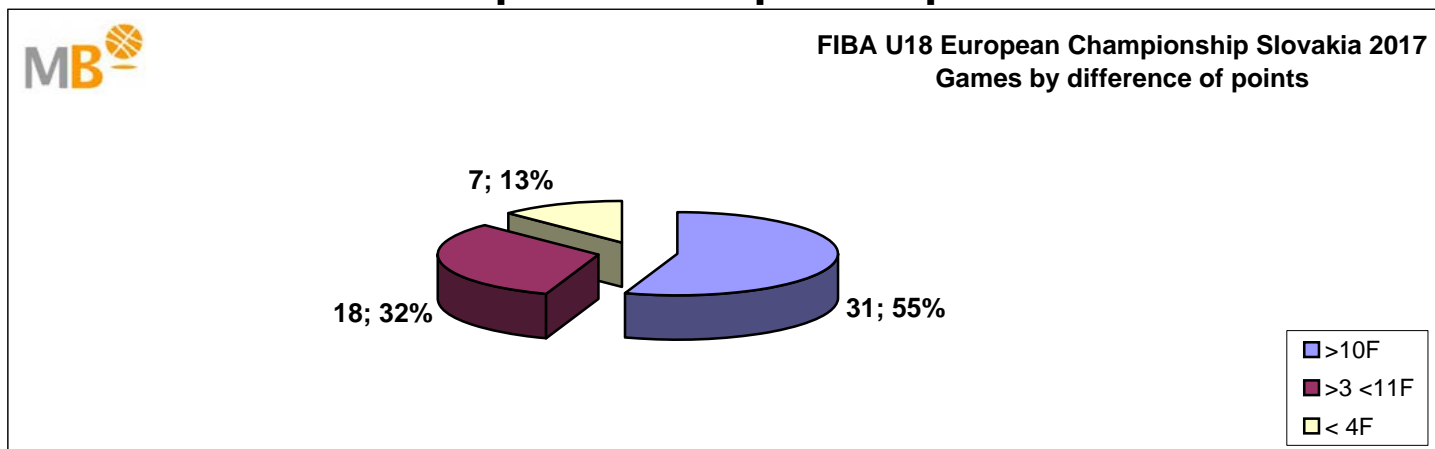
**>10 F** Games finished with a difference of more than 10 points  
**>15 F** Games finished with a difference of more than 15 points  
**>20 F** Games finished with a difference of more than 20 points  
**>3<11 F** Games finished with a difference between 4 and 10 points  
**<4 F** Games finished with a difference of less than 4 points

**Games: 72**

**31-Jul-15**

1<sup>a</sup> **Greece**  
2<sup>a</sup> **Turkey**

## FIBA U18 European Championship Slovakia 2017



- >10 F** Games finished with a difference of more than 10 points
- >15 F** Games finished with a difference of more than 15 points
- >20 F** Games finished with a difference of more than 20 points
- >3<11 F** Games finished with a difference between 4 and 10 points
- <4 F** Games finished with a difference of less than 4 points

**Games: 56**

**06-Aug-17**

# FIBA COMPETITION SYSTEM - 16 TEAMS - 1 CITY

## FINAL, THIRD - PLACE & CLASSIFICATION 5-8 GAMES

DAY 9

## SEMI - FINALS

DAY 8

## QUARTER - FINALS

DAY 6

## ROUND OF 16

DAY 5

All teams will qualify to the Final Phase, beginning with the Round of 16 on day 5 ranked according to the official classification rules.

## GROUP PHASE

DAY 1 - DAY 3

Each team will play three games within their groups on days 1, 2 and 3.

## CLASSIFICATION 9-16

DAY 6

DAY 8

DAY 9

56	WINNER 47 vs WINNER 48	1st - 2nd place
55	LOSER 47 vs LOSER 48	3rd - 4th place
54	WINNER 45 vs WINNER 46	5th - 6th place
53	LOSER 45 vs LOSER 46	7th - 8th place

48	WINNER 38 vs WINNER 40	1st - 4th place
47	WINNER 37 vs WINNER 39	
46	LOSER 38 vs LOSER 40	5th - 8th place
45	LOSER 37 vs LOSER 39	

DAY 7 REST DAY

40	WINNER 28 vs WINNER 31
39	WINNER 27 vs WINNER 32
38	WINNER 26 vs WINNER 29
37	WINNER 25 vs WINNER 30

The winners of each Round of 16 will qualify to the Quarter-finals on day 7.

25	A1 vs B4	26	A2 vs B3	27	B2 vs A3	28	B1 vs A4
29	C1 vs D4	30	C2 vs D3	31	D2 vs C3	32	D1 vs C4

DAY 4 REST DAY

GROUP A	GROUP B	GROUP C	GROUP D
A1	B1	C1	D1
A2	B2	C2	D2
A3	B3	C3	D3
A4	B4	C4	D4

33	LOSER 25 vs LOSER 30
34	LOSER 26 vs LOSER 29
35	LOSER 27 vs LOSER 32
36	LOSER 28 vs LOSER 31

The losers of each Round of 16 will play for 9th - 16th place in the Classification Games.

DAY 7 REST DAY

41	LOSER 33 vs LOSER 35	13th - 16th place
42	LOSER 34 vs LOSER 36	
43	WINNER 33 vs WINNER 35	9th - 12th place
44	WINNER 34 vs WINNER 36	

49	LOSER 41 vs LOSER 42	15th - 16th place
50	WINNER 41 vs WINNER 42	13th - 14th place
51	LOSER 43 vs LOSER 44	11th - 12th place
52	WINNER 43 vs WINNER 44	9th - 10th place

Note: The three teams classified 14th, 15th and 16th will be relegated to Division B.