

## FIBA U18 European Challengers 2021 Spain

Points/Minutes			40'			40'			40'		
J. Rodriguez	0,57	23	E. Pinedo	0,26	10	J. Tachyn	0,30	12			
P. Bartolome	0,56	22	N. Cebrian	0,27	11	G. Bosch Riera	0,13	5			
G. Diaz Graham	0,58	23	C. Taboada	0,71	29						
A. Garuba	0,41	16	R. Santos	0,13	5						
L. García Pérez	0,33	13	B. Edokpayi	0,26	11						
Rebounds/Minutes			40'			40'			40'		
J. Rodriguez	0,05	2	E. Pinedo	0,32	13	J. Tachyn	0,21	8			
P. Bartolome	0,21	8	N. Cebrian	0,09	4	G. Bosch Riera	0,29	12			
G. Diaz Graham	0,29	12	C. Taboada	0,29	11						
A. Garuba	0,27	11	R. Santos	0,13	5						
L. García Pérez	0,22	9	B. Edokpayi	0,16	6						
Assists/Minutes			40'			40'			40'		
J. Rodriguez	0,06	2	E. Pinedo	0,06	3	J. Tachyn	0,03	1			
P. Bartolome	0,05	2	N. Cebrian	0,27	11	G. Bosch Riera	0,03	1			
G. Diaz Graham	0,02	1	C. Taboada	0,00	0						
A. Garuba	0,07	3	R. Santos	0,29	11						
L. García Pérez	0,06	2	B. Edokpayi	0,11	4						

Totals	Minutes	Points	Rebounds	Assists	FG
Players	%	%	%	%	%
J. Rodriguez	13	19	3	8	36
P. Bartolome	11	15	11	5	58
G. Diaz Graham	10	14	14	2	56
A. Garuba	13	14	18	9	36
L. García Pérez	10	8	11	6	32
E. Pinedo	11	7	17	7	43
N. Cebrian	11	7	5	30	44
C. Taboada	4	6	5	0	67
R. Santos	8	3	5	25	24
B. Edokpayi	4	3	3	4	14
J. Tachyn	3	3	3	1	44
G. Bosch Riera	3	1	4	1	20

# FIBA U18 European Challengers 2021 Group A 5 Serbia-Spain (50-68) Spain



Pun/Min	#	Players	Min	Pts	FG	2Pts	3Pts	FT	OREB	DREB	REB	AST	PF	TO	STL	BLK	+/-	EFF
0,80	15	Guillermo Javier Diaz	20	16	7/887.5%	7/7100%	0/10%	2/2100%	1	4	5	1	4	1	2	6	17	28
0,47	10	Ab Sediq Garuba Alari	32	15	6/1060%	6/875%	0/20%	3/475%	3	4	7	2	3	6	5	1	24	19
0,52	7	Jordi Rodriguez	25	13	5/1631.2%	2/540%	3/1127.3%	0/0-	0	0	0	3	2	2	0	0	4	3
0,32	13	Papa Ababacar	22	7	3/837.5%	3/650%	0/20%	1/1100%	1	3	4	1	3	0	0	1	7	8
0,75	9	José Roberto Tachyn	8	6	2/366.7%	2/2100%	0/10%	2/2100%	4	0	4	0	0	0	0	1	-1	10
0,13	8	Nicolás Cebrian	24	3	1/425%	0/20%	1/250%	0/0-	1	3	4	6	0	4	1	0	19	7
1,00	4	Bernard Edokpayi	2	2	0/0-	0/0-	0/0-	2/2100%	0	0	0	0	0	2	1	0	1	1
0,13	6	Rafael Santos Jimenez	16	2	1/250%	1/1100%	0/10%	0/0-	0	2	2	3	1	1	0	0	-1	5
0,08	11	Luis García Pérez	26	2	1/812.5%	1/333.3%	0/50%	0/0-	0	4	4	1	3	3	2	0	17	-1
0,11	17	Eddy Pinedo Saavedra	19	2	1/425%	1/425%	0/0-	0/0-	0	4	4	2	3	4	4	0	7	5
0,00	12	Gerard Bosch Riera	4	0	0/0-	0/0-	0/0-	0/0-	0	2	2	0	0	1	2	0	-3	3
0,00	16	Carlos Taboada	3	0	0/10%	0/10%	0/0-	0/0-	0	0	0	0	0	0	0	0	-1	-1
Team/Coaches									2	5	7		0	0				
Totals			200	68	27/6442.2%	23/3959%	4/2516%	10/1190.9%	12	31	43	19	19	24	17	9	18	87

[Team Comparison](#)  
[Shot Chart](#)

[Overview](#)  
[PlayByPlay](#)

Q1	Q2	Q3	Q4
12-19	18-20	5-21	15-8

Totals	Minutes	Points	Rebounds	Assists	FC
Players	%	%	%	%	%
Guillermo Javier Diaz	10	24	14	5	54
Ab Sediq Garuba Alari	16	22	19	11	39
Jordi Rodriguez	12	19	0	16	83
Papa Ababacar	11	10	11	5	25
José Roberto Tachyn	4	9	11	0	63
Nicolás Cebrian	12	4	11	32	50
Bernard Edokpayi	1	3	0	0	100
Rafael Santos Jimenez	8	3	6	16	33
Luis García Pérez	13	3	11	5	50
Eddy Pinedo Saavedra	9	3	11	11	10
Gerard Bosch Riera	2	0	6	0	10
Carlos Taboada	1	0	0	0	10

# FIBA U18 European Challengers 2021 Group A 4 Spain-Croatia (96-74) Spain



Pun/Min	#	Players	Min	Pts	FG	2Pts	3Pts	FT	OREB	DREB	REB	AST	PF	TO	STL	BLK	+/-	EFF
0,65	10	Ab Sediq Garuba Alari	26	17	7/1353.8%	4/850%	3/560%	0/10%	2	1	3	0	1	1	3	0	15	15
0,55	7	Jordi Rodriguez	29	16	5/1338.5%	1/520%	4/850%	2/2100%	0	3	3	1	1	0	3	0	18	15
0,78	13	Papa Ababacar	18	14	5/683.3%	2/2100%	3/475%	1/250%	0	1	1	0	3	3	3	0	-5	13
0,43	11	Luis García Pérez	23	10	3/1225%	2/633.3%	1/616.7%	3/475%	0	6	6	2	3	0	0	0	1	8
0,38	17	Eddy Pinedo Saavedra	26	10	5/862.5%	5/862.5%	0/0-	0/0-	4	1	5	0	2	0	3	1	33	16
0,50	15	Guillermo Javier Diaz	18	9	3/650%	3/560%	0/10%	3/475%	3	3	6	0	4	1	1	2	21	13
0,42	8	Nicolás Cebrian	19	8	3/3100%	1/1100%	2/2100%	0/0-	0	3	3	9	1	2	0	0	6	18
0,26	6	Rafael Santos Jimenez	19	5	2/633.3%	1/333.3%	1/333.3%	0/0-	1	1	2	8	1	1	3	0	14	13
0,50	12	Gerard Bosch Riera	8	4	1/250%	0/10%	1/1100%	1/250%	1	2	3	0	0	0	0	1	-1	6
0,50	16	Carlos Taboada	4	2	0/10%	0/10%	0/0-	2/2100%	0	0	0	0	0	0	0	0	5	1
0,20	4	Bernard Edokpayi	5	1	0/10%	0/10%	0/0-	1/250%	0	0	0	1	1	0	1	0	4	1
0,00	9	José Roberto Tachyn	4	0	0/10%	0/10%	0/0-	0/0-	0	0	0	0	1	0	0	0	-1	-1
Team/Coaches									0	0	0		0	2				
Totals			200	96	34/7247.2%	19/4245.2%	15/3050%	13/1968.4%	11	21	32	21	18	10	17	4	22	118

[Team Comparison](#)  
[Shot Chart](#)

[Overview](#)  
[PlayByPlay](#)

Q1	Q2	Q3	Q4
22-22	29-18	26-21	19-13

Totals	Minutes	Points	Rebounds	Assists	FC
Players	%	%	%	%	%
Ab Sediq Garuba Alari	13	18	9	0	54
Jordi Rodriguez	15	17	9	5	39
Papa Ababacar	9	15	3	0	83
Luis García Pérez	12	10	19	10	25
Eddy Pinedo Saavedra	13	10	16	0	63
Guillermo Javier Diaz	9	9	19	0	50
Nicolás Cebrian	10	8	9	43	100
Rafael Santos Jimenez	10	5	6	38	33
Gerard Bosch Riera	4	4	9	0	50
Carlos Taboada	2	2	0	0	10
Bernard Edokpayi	3	1	0	5	10
José Roberto Tachyn	2	0	0	0	10

# FIBA U18 European

## Challengers 2021

### Group A 3

### North Macedonia-Spain (62-69)

### Spain



Pun/Min	#	Players	Min	Pts	FG	2Pts	3Pts	FT	OREB	DREB	REB	AST	PF	TO	STL	BLK	+/-	EFF
0,55	7	Jordi Rodriguez	29	16	6/1154.5%	5/5100%	1/616.7%	3/3100%	1	0	1	0	1	1	2	0	10	13
0,39	17	Eddy Pinedo Saavedra	28	11	3/742.9%	3/650%	0/10%	5/683.3%	5	4	9	4	3	1	0	0	9	18
0,36	8	Nicolás Cebrian	28	10	4/944.4%	3/475%	1/520%	1/1100%	0	1	1	3	3	0	1	0	8	10
0,28	10	Ab Sediq Garuba Alari	32	9	4/1723.5%	3/1225%	1/520%	0/20%	5	8	13	2	0	5	1	1	16	6
0,41	13	Papa Ababacar	17	7	2/450%	1/1100%	1/333.3%	2/540%	0	3	3	1	5	3	1	2	-10	6
0,35	15	Guillermo Javier Diaz	20	7	3/560%	3/3100%	0/20%	1/250%	3	4	7	0	3	3	1	4	-3	13
1,33	16	Carlos Taboada	3	4	2/366.7%	2/366.7%	0/0-	0/0-	0	1	1	0	1	0	0	0	4	4
0,43	4	Bernard Edokpayi	7	3	1/425%	1/333.3%	0/10%	1/250%	0	1	1	0	1	0	1	0	-4	1
0,29	11	Luis García Pérez	7	2	1/250%	1/1100%	0/10%	0/20%	1	3	4	0	0	1	1	0	4	3
0,00	6	Rafael Santos Jimenez	12	0	0/40%	0/30%	0/10%	0/0-	0	1	1	2	1	2	0	0	-1	-3
0,00	9	José Roberto Tachyn	9	0	0/20%	0/20%	0/0-	0/20%	0	0	0	0	0	0	1	0	0	-3
0,00	12	Gerard Bosch Riera	8	0	0/20%	0/0-	0/20%	0/0-	1	1	2	1	1	0	0	0	2	1
Team/Coaches									3	5	8		0	0				
Totals			200	69	26/7037.1%	22/4351.2%	4/2714.8%	13/2552%	19	32	51	13	19	16	9	7	7	69

[Team Comparison](#)  
[Shot Chart](#)

[Overview](#)  
[PlayByPlay](#)

Q1	Q2	Q3	Q4
10-16	9-21	17-16	26-16

Totals	Minutes	Points	Rebounds	Assists	FC
Players	%	%	%	%	%
Jordi Rodriguez	15	23	2	0	55
Eddy Pinedo Saavedra	14	16	21	31	43
Nicolás Cebrian	14	14	2	23	44
Ab Sediq Garuba Alari	16	13	30	15	24
Papa Ababacar	9	10	7	8	50
Guillermo Javier Diaz	10	10	16	0	60
Carlos Taboada	2	6	2	0	68
Bernard Edokpayi	4	4	2	0	25
Luis García Pérez	4	3	9	0	50
Rafael Santos Jimenez	6	0	2	15	40
José Roberto Tachyn	5	0	0	0	0
Gerard Bosch Riera	4	0	5	8	0

# FIBA U18 European Challengers 2021 Group A 2 Spain-Germany (84-65) Spain



Pun/Min	#	Players	Min	Pts	FG	2Pts	3Pts	FT	OREB	DREB	REB	AST	PF	TO	STL	BLK	+/-	EFF
0,70	13	Papa Ababacar	27	19	6/966.7%	5/862.5%	1/1100%	6/785.7%	3	1	4	1	2	3	2	0	17	19
0,95	15	Guillermo Javier Diaz	20	19	6/966.7%	3/475%	3/560%	4/850%	4	2	6	0	1	0	2	1	6	21
0,55	11	Luis García Pérez	22	12	5/1050%	3/475%	2/633.3%	0/0-	2	4	6	2	4	3	3	1	11	16
0,39	7	Jordi Rodriguez	23	9	4/1723.5%	3/742.9%	1/1010%	0/0-	0	2	2	2	3	3	2	0	8	-1
0,23	10	Ab Sediq Garuba Alari	26	6	2/1315.4%	2/825%	0/50%	2/450%	4	3	7	4	0	3	7	0	17	8
0,75	16	Carlos Taboada	8	6	3/3100%	3/3100%	0/0-	0/0-	2	2	4	0	2	0	0	0	5	10
0,27	6	Rafael Santos Jimenez	15	4	2/633.3%	2/450%	0/20%	0/0-	1	2	3	4	4	1	2	0	1	8
0,17	17	Eddy Pinedo Saavedra	24	4	2/450%	2/450%	0/0-	0/0-	4	3	7	1	2	1	4	0	18	13
0,17	8	Nicolás Cebrian	18	3	1/250%	0/10%	1/1100%	0/0-	0	1	1	6	2	1	1	0	8	9
1,00	9	José Roberto Tachyn	2	2	1/1100%	1/1100%	0/0-	0/0-	0	0	0	0	0	0	0	0	0	2
0,00	4	Bernard Edokpayi	7	0	0/30%	0/20%	0/10%	0/0-	0	1	1	2	2	1	1	0	6	0
0,00	12	Gerard Bosch Riera	8	0	0/10%	0/0-	0/10%	0/0-	1	0	1	0	0	0	0	0	-2	0
Team/Coaches									3	0	3		0	1				
Totals			200	84	32/7841%	24/4652.2%	8/3225%	12/1963.2%	24	21	45	22	22	17	24	2	19	105

[Team Comparison](#)  
[Shot Chart](#)

[Overview](#)  
[PlayByPlay](#)

Q1	Q2	Q3	Q4
16-21	29-17	24-13	15-14

Totals	Minutes	Points	Rebounds	Assists	FC
Players	%	%	%	%	%
Papa Ababacar	14	23	10	5	67
Guillermo Javier Diaz	10	23	14	0	67
Luis García Pérez	11	14	14	9	50
Jordi Rodriguez	12	11	5	9	24
Ab Sediq Garuba Alari	13	7	17	18	15
Carlos Taboada	4	7	10	0	100
Rafael Santos Jimenez	8	5	7	18	33
Eddy Pinedo Saavedra	12	5	17	5	50
Nicolás Cebrian	9	4	2	27	50
José Roberto Tachyn	1	2	0	0	100
Bernard Edokpayi	4	0	2	9	0
Gerard Bosch Riera	4	0	2	0	0

# FIBA U18 European Challengers 2021 Group A 1 Georgia-Spain (42-74) Spain



Pun/Min	#	Players	Min	Pts	FG	2Pts	3Pts	FT	OREB	DREB	REB	AST	PF	TO	STL	BLK	+/-	EFF
0,83	7	Jordi Rodriguez	23	19	5/1241.7%	2/366.7%	3/933.3%	6/6100%	0	1	1	2	1	0	2	0	29	17
0,76	16	Carlos Taboada	17	13	5/771.4%	4/666.7%	1/1100%	2/366.7%	2	3	5	0	2	1	0	2	13	16
0,55	13	Papa Ababacar	22	12	5/955.6%	3/560%	2/450%	0/0-	1	9	10	2	0	3	1	1	21	19
0,47	10	Ab Sediq Garuba Alari	15	7	3/837.5%	3/742.9%	0/10%	1/250%	2	4	6	1	2	1	0	0	6	7
0,30	11	Luis García Pérez	20	6	2/540%	0/10%	2/450%	0/0-	1	1	2	1	2	0	1	0	22	7
0,28	8	Nicolás Cebrian	18	5	2/728.6%	1/1100%	1/616.7%	0/0-	0	1	1	5	0	3	2	0	13	5
0,24	4	Bernard Edokpayi	17	4	1/616.7%	1/250%	0/40%	2/366.7%	1	3	4	1	1	0	2	0	3	5
0,24	15	Guillermo Javier Diaz	17	4	1/812.5%	1/520%	0/30%	2/366.7%	2	2	4	1	1	1	0	2	7	2
0,20	9	José Roberto Tachyn	10	2	1/250%	1/1100%	0/10%	0/0-	1	2	3	1	1	1	1	0	0	5
0,13	17	Eddy Pinedo Saavedra	15	2	1/520%	1/520%	0/0-	0/0-	5	5	10	0	3	2	1	0	19	7
0,00	6	Rafael Santos Jimenez	22	0	0/30%	0/10%	0/20%	0/0-	0	3	3	7	1	3	3	0	22	7
0,00	12	Gerard Bosch Riera	3	0	0/0-	0/0-	0/0-	0/0-	1	0	1	0	0	1	0	0	5	0
Team/Coaches									1	3	4		0	0				
Totals			200	74	26/7236.1%	17/3745.9%	9/3525.7%	13/1776.5%	17	37	54	21	14	16	13	5	32	97

[Team Comparison](#)  
[Shot Chart](#)

[Overview](#)  
[PlayByPlay](#)

Q1	Q2	Q3	Q4
8-23	20-18	12-15	2-18

Totals	Minutes	Points	Rebounds	Assists	FC
Players	%	%	%	%	%
Papa Ababacar	14	23	10	5	67
Guillermo Javier Diaz	10	23	14	0	67
Luis García Pérez	11	14	14	9	50
Jordi Rodriguez	12	11	5	9	24
Ab Sediq Garuba Alari	13	7	17	18	15
Carlos Taboada	4	7	10	0	100
Rafael Santos Jimenez	8	5	7	18	33
Eddy Pinedo Saavedra	12	5	17	5	50
Nicolás Cebrian	9	4	2	27	50
José Roberto Tachyn	1	2	0	0	100
Bernard Edokpayi	4	0	2	9	0
Gerard Bosch Riera	4	0	2	0	0

# FIBA U18 European Challengers 2021 Spain



## Cumulated Statistics

#	Players	G	Min	FG	2pts	3pts	FT	O	D	Tot	As	PF	To	St	BS	+/-	Ef	Pts
7	J. Rodriguez	5	129	25/6936.2%	13/2552%	12/4427.3%	11/11100%	1	6	7	8	8	6	9	0	69	47	73
13	P. Bartolome	5	106	21/3658.3%	14/2263.6%	7/1450%	10/1566.7%	5	17	22	5	13	12	7	4	30	65	59
15	G. Diaz Graham	5	95	20/3655.6%	17/2470.8%	3/1225%	12/1963.2%	13	15	28	2	13	6	6	15	48	77	55
10	A. Garuba	5	131	22/6136.1%	18/4341.9%	4/1822.2%	6/1346.2%	16	20	36	9	6	16	16	2	78	55	54
11	L. García Pérez	5	98	12/3732.4%	7/1546.7%	5/2222.7%	3/650%	4	18	22	6	12	7	7	1	55	33	32
17	E. Pinedo	5	111	12/2842.9%	12/2744.4%	0/10%	5/683.3%	18	17	35	7	13	8	12	1	86	59	29
8	N. Cebrian	5	108	11/2544%	5/955.6%	6/1637.5%	1/1100%	1	9	10	29	6	10	5	0	54	49	29
16	C. Taboada	5	35	10/1566.7%	9/1464.3%	1/1100%	4/580%	4	6	10	0	5	1	0	2	26	30	25
6	R. Santos	5	84	5/2123.8%	4/1233.3%	1/911.1%	0/0%	2	9	11	24	8	8	8	0	35	30	11
4	B. Edokpayi	5	38	2/1414.3%	2/825%	0/60%	6/966.7%	1	5	6	4	5	3	6	0	10	8	10
9	J. Tachyn	5	33	4/944.4%	4/757.1%	0/20%	2/450%	5	2	7	1	2	1	2	1	-2	13	10
12	G. Bosch Riera	5	31	1/520%	0/10%	1/425%	1/250%	4	5	9	1	1	2	2	1	1	10	4
Team/Coaches								9	13	22	0	0	3	0	0	0.0		
TOTALS			1000	145/35640.7%	105/20750.7%	40/14926.8%	61/9167%	83	142	225	96	92	83	80	27	98	476.0	391

## Average Statistics

#	Players	G	Min	FG	2pts	3pts	FT	O	D	Tot	As	PF	To	St	BS	+/-	Ef	Pts
7	J. Rodriguez	5	25.8	5.0/13.836.2%	2.6/5.052%	2.4/8.827.3%	2.2/2.2100%	0.2	1.2	1.4	1.6	1.6	1.2	1.8	0.0	13.8	9.4	14,6
13	P. Bartolome	5	21.1	4.2/7.258.3%	2.8/4.463.6%	1.4/2.850%	2.0/3.066.7%	1.0	3.4	4.4	1.0	2.6	2.4	1.4	0.8	6.0	13.0	11,8
15	G. Diaz Graham	5	19.1	4.0/7.255.6%	3.4/4.870.8%	0.6/2.425%	2.4/3.863.2%	2.6	3.0	5.6	0.4	2.6	1.2	1.2	3.0	9.6	15.4	11
10	A. Garuba Alari	5	26.2	4.4/12.236.1%	3.6/8.641.9%	0.8/3.622.2%	1.2/2.646.2%	3.2	4.0	7.2	1.8	1.2	3.2	3.2	0.4	15.6	11.0	10,8
11	L. García Pérez	5	19.7	2.4/7.432.4%	1.4/3.046.7%	1.0/4.422.7%	0.6/1.250%	0.8	3.6	4.4	1.2	2.4	1.4	1.4	0.2	11.0	6.6	6,4
17	E. Pinedo	5	22.3	2.4/5.642.9%	2.4/5.444.4%	0.0/0.20%	1.0/1.283.3%	3.6	3.4	7.0	1.4	2.6	1.6	2.4	0.2	17.2	11.8	5,8
8	N. Cebrian	5	21.5	2.2/5.044%	1.0/1.855.6%	1.2/3.237.5%	0.2/0.2100%	0.2	1.8	2.0	5.8	1.2	2.0	1.0	0.0	10.8	9.8	5,8
16	C. Taboada	5	7.1	2.0/3.066.7%	1.8/2.864.3%	0.2/0.2100%	0.8/1.080%	0.8	1.2	2.0	0.0	1.0	0.2	0.0	0.4	5.2	6.0	5
6	R. Santos	5	16.8	1.0/4.223.8%	0.8/2.433.3%	0.2/1.811.1%	0.0/0.0%	0.4	1.8	2.2	4.8	1.6	1.6	1.6	0.0	7.0	6.0	2,2
4	B. Edokpayi	5	7.6	0.4/2.814.3%	0.4/1.625%	0.0/1.20%	1.2/1.866.7%	0.2	1.0	1.2	0.8	1.0	0.6	1.2	0.0	2.0	1.6	2
9	J. Tachyn	5	6.6	0.8/1.844.4%	0.8/1.457.1%	0.0/0.40%	0.4/0.850%	1.0	0.4	1.4	0.2	0.4	0.2	0.4	0.2	-0.4	2.6	2
12	G. Bosch	5	6.3	0.2/1.020%	0.0/0.20%	0.2/0.825%	0.2/0.450%	0.8	1.0	1.8	0.2	0.2	0.4	0.4	0.2	0.2	2.0	0,8
Team/Coaches								1.8	2.6	4.4	0.0	0.0	0.6	0.0	0.0	0.0	0.0	
TOTALS			200.0	29.0/71.240.7%	21.0/41.450.7%	8.0/29.826.8%	12.2/18.267%	16.6	28.4	45.0	19.2	18.4	16.6	16.0	5.4	19.6	95.2	78,2



## **FIBA U18 European Challengers 2021**

08-ago-21



# FIBA U18 European Challengers 2021



Group Top 18 Challengers					
Date	GROUP A	Date	GROUP B	Date	GROUP C
3-8	Croatia-Nth Maced 108-77	3-8	Estonia-Greece 83-85	3-8	Czech Rep-Russia 48-66
3-8	Georgia-Spain 42-74	3-8	Lithuania-Israel 71-100	3-8	Poland-Turkey 74-81
3-8	Germany-Serbia 78-91	3-8	Portugal-France 68-78	3-8	Slovenia-Latvia 84-44
4-8	Nth Maced-Georgia 69-66	4-8	France-Estonia 65-75	4-8	Latvia-Czech Rep 42-78
4-8	Serbia-Croatia 86-82	4-8	Greece-Lithuania 69-85	4-8	Russia-Poland 61-77
4-8	Spain-Germany 84-65	4-8	Israel-Portugal 102-67	4-8	Turkey-Slovenia 67-74
5-8	Croatia-Germany 69-75	5-8	Israel-France 89-83	5-8	Czech Rep-Turkey 57-65
5-8	Georgia-Serbia 48-91	5-8	Lithuania-Estonia 79-66	5-8	Latvia-Russia 73-60
5-8	Nth Maced-Spain 62-69	5-8	Portugal-Greece 63-70	5-8	Slovenia-Poland 75-53
7-8	Germany-Georgia 106-58	7-8	Estonia-Portugal 67-62	7-8	Poland-Czech Rep 65-63
7-8	Serbia-Nth Maced 88-73	7-8	France-Lithuania 69-67	7-8	Russia-Slovenia 66-67
7-8	Spain-Croatia 96-74	7-8	Greece-Israel 70-81	7-8	Turkey-Latvia 59-66
8-8	Georgia-Croatia 72-84	8-8	Greece-France 51-84	8-8	Czech Rep-Slovenia 62-70
8-8	Nth Mace-Germany 79-97	8-8	Israel-Estonia 75-81	8-8	Latvia-Poland 52-66
8-8	Serbia-Spain 50-68	8-8	Portugal-Lithuania 56-87	8-8	Turkey-Russia 59-78

Challenger 19-25 Group Phase					
Date	GROUP D	Date	GROUP E	Date	GROUP E
3-8	Bulgaria-Hungary 82-51	3-8	Romania-Switzerlan 93-78		
4-8	Hungary-Ireland 95-61	3-8	Ukraine-Slovakia 73-79		
5-8	Ireland-Bulgaria 89-99	4-8	Slovakia-Romania 67-57		
Date	GROUP DE	Date	GROUP E	Date	GROUP ED
7-8	Bulgaria-Ukraine 67-84	4-8	Switzerla-Ukraine 68-89	7-8	Slovakia-Hungary 59-61
7-8	Ireland-Romania 76-79	5-8	Romania-Ukraine 63-68	8-8	Ukraine-Hungary 68-80
8-8	Bulgaria-Slovakia 63-71	5-8	Slovakia-Switzerlan 85-94	8-8	Switzerla-Ireland 94-83
Chall	GROUP F	Date	GROUP G	Date	GROUP G
		3-8	Andorra-Gibraltar 62-51	3-8	Andorra-Gibraltar 62-51
		4-8	Luxembourg-Malta 97-45	3-8	Luxembourg-Malta 97-45
		5-8	Gibraltar-Luxembou 43-69	4-8	Gibraltar-Luxembou 43-69
Date	GROUP FG	Date	GROUP G	Date	GROUP G
7-8	Kosovo-Andorra 80-71	4-8	Malta-Andorra 57-75	4-8	Malta-Andorra 57-75
7-8	Moldova-Gibraltar 66-82	5-8	Gibraltar-Malta 75-66	5-8	Gibraltar-Malta 75-66
8-8	Kosovo-Luxembourg 84-58	5-8	Luxembourg-Andori 71-68	5-8	Luxembourg-Andori 71-68
Date	GROUP GF	Date	GROUP GF	Date	GROUP GF
7-8	Luxembourg-Albani 64-63	7-8	Luxembourg-Albani 64-63	7-8	Luxembourg-Albani 64-63
8-8	Andorra-Albania 56-61	8-8	Andorra-Albania 56-61	8-8	Andorra-Albania 56-61
8-8	Malta-Moldova 75-65	8-8	Malta-Moldova 75-65	8-8	Malta-Moldova 75-65

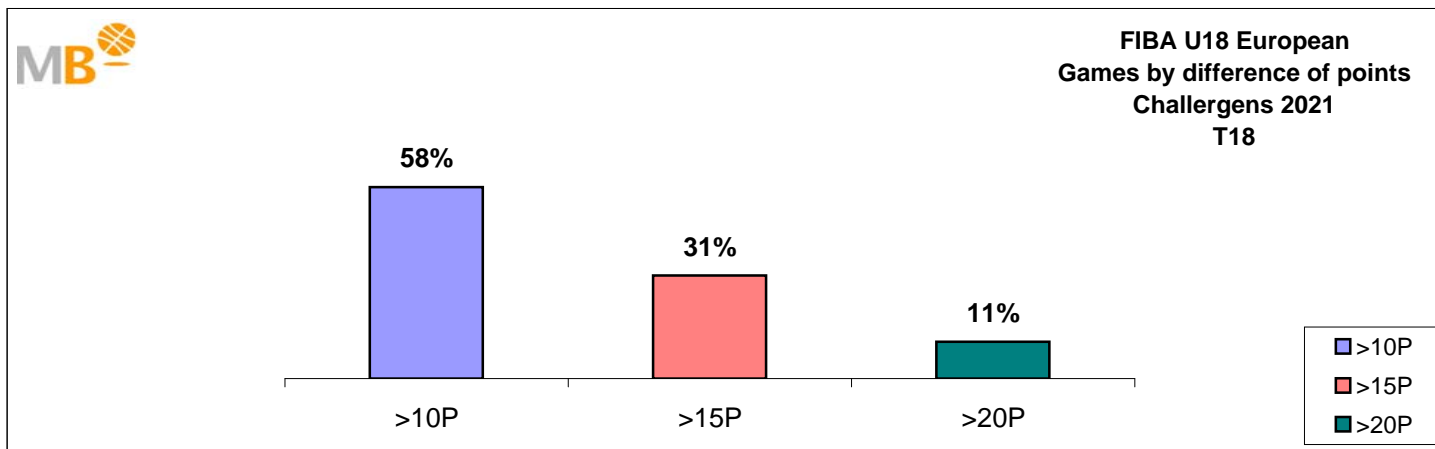
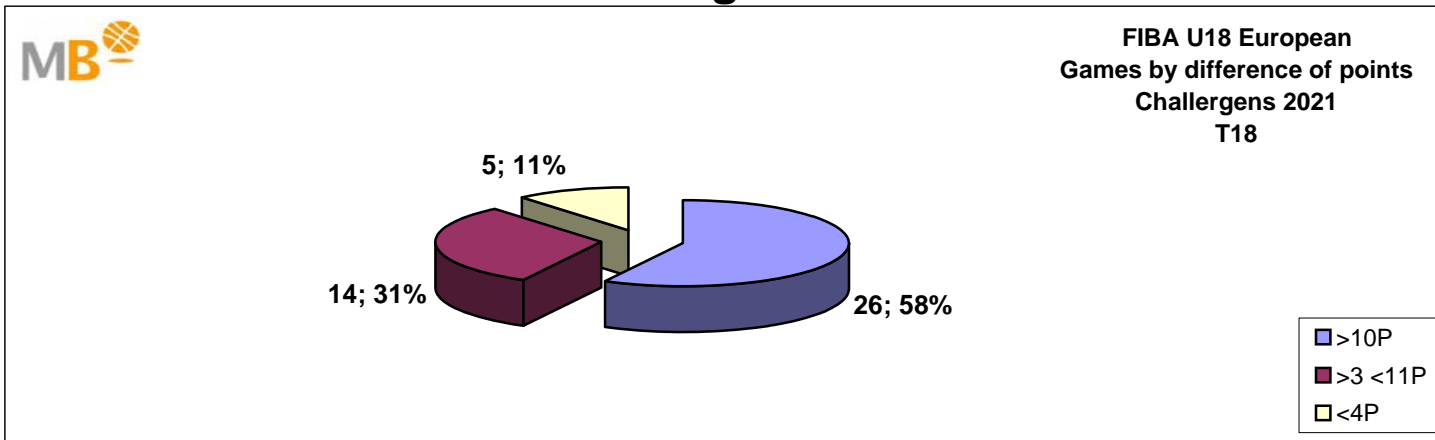


# FIBA U18 European Challengers 2021



Group A		GAMES				STREAK		GAME POINTS					
#	Team	P	W	L	%	Last 5	For	Agt	+/-	FA	AA	POINTS	
1	Israel	5	4	1	80.0	1-1-1-1-1	447	372	75	89.4	74.4	9	
2	Lithuania	5	3	2	60.0	1-1-1-1-0	389	360	29	77.8	72	8	
3	Estonia	5	3	2	60.0	0-0-1-1-1	372	366	6	74.4	73.2	8	
4	France	5	3	2	60.0	1-0-0-0-1	379	350	29	75.8	70	8	
5	Greece	5	2	3	40.0	0-1-0-0-0	345	396	-51	69	79.2	7	
6	Portugal	5	0	5	0	0-0-0-0-0	316	404	-88	63.2	80.8	5	
Group B		GAMES				STREAK		GAME POINTS					
#	Team	P	W	L	%	Last 5	For	Agt	+/-	FA	AA	POINTS	
1	Israel	5	4	1	80.0	1-1-1-1-0	447	372	75	89.4	74.4	9	
2	Lithuania	5	3	2	60.0	0-1-1-0-1	389	360	29	77.8	72	8	
3	Estonia	5	3	2	60.0	0-1-0-1-1	372	366	6	74.4	73.2	8	
4	France	5	3	2	60.0	1-0-0-1-1	379	350	29	75.8	70	8	
5	Greece	5	2	3	40.0	1-0-1-0-0	345	396	-51	69	79.2	7	
6	Portugal	5	0	5	0	0-0-0-0-0	316	404	-88	63.2	80.8	5	
Group C		GAMES				STREAK		GAME POINTS					
#	Team	P	W	L	%	Last 5	For	Agt	+/-	FA	AA	POINTS	
1	Slovenia	5	5	0	100	1-1-1-1-1	370	292	78	74	58.4	10	
2	Poland	5	3	2	60.0	0-1-0-1-1	335	332	3	67	66.4	8	
3	Latvia	5	2	3	40.0	0-0-1-1-0	277	347	-70	55.4	69.4	7	
4	Russia	5	2	3	40.0	1-0-0-0-1	331	324	7	66.2	64.8	7	
5	Turkey	5	2	3	40.0	1-0-1-0-0	331	349	-18	66.2	69.8	7	
6	Czech Republic	5	1	4	20.0	0-1-0-0-0	308	308	0	61.6	61.6	6	
Group D		GAMES				STREAK		GAME POINTS					
#	Team	P	W	L	%	Last 5	For	Agt	+/-	FA	AA	POINTS	
1	Bulgaria	2	2	0	100	1-1-0-0-1	181	140	41	90.5	70	4	
2	Hungary	2	1	1	50.0	0-1-1-1-1	146	143	3	73	71.5	3	
3	Ireland	2	0	2	0	0-0-0-1-1	150	194	-44	75	97	2	
Group E		GAMES				STREAK		GAME POINTS					
#	Team	P	W	L	%	Last 3	For	Agt	+/-	FA	AA	POINTS	
1	Slovakia	3	2	1	66.7	1-1-0-0-1	231	224	7	77	74.7	5	
2	Ukraine	3	2	1	66.7	1-0-0-0-1	230	210	20	76.7	70	5	
3	Romania	3	1	2	33.3	1-0-0-1-1	213	213	0	71	71	4	
4	Switzerland	3	1	2	33.3	1-1-0-0-0	240	267	-27	80	89	4	
Group Z		GAMES				STREAK		GAME POINTS					
#	#	Team	P	W	L	%	Last 3	For	Agt	+/-	FA	AA	POINTS
1		Romania	2	2	0	100	0-1-0-1-1	172	154	18	86	77	4
2		Switzerland	2	1	1	50.0	0-1-0-1-1	172	176	-4	86	88	3
3		Ireland	2	0	2	0	0-0-0-0-1	159	173	-14	79.5	86.5	2
Group F		GAMES				STREAK		GAME POINTS					
#	#	Team	P	W	L	%	Last 3	For	Agt	+/-	FA	AA	POINTS
1		Kosovo	2	2	0	100	1-1-1-1-1	193	107	86	96.5	53.5	4
2		Albania	2	1	1	50.0	0-1-1-1-1	144	136	8	72	68	3
3		Moldova	2	0	2	0	0-0-0-0-1	96	190	-94	48	95	2
Group G		GAMES				STREAK		GAME POINTS					
#	#	Team	P	W	L	%	Last 3	For	Agt	+/-	FA	AA	POINTS
1		Luxembourg	3	3	0	100	1-1-1-1-0	237	156	81	79	52	6
2		Andorra	3	2	1	66.7	1-1-0-0-0	205	179	26	68.3	59.7	5
3		Gibraltar	3	1	2	33.3	0-0-1-1-1	169	197	-28	56.3	65.7	4
4		Malta	3	0	3	0	0-0-0-1-1	168	247	-79	56	82.3	3
Group G		GAMES				STREAK		GAME POINTS					
#	#	Team	P	W	L	%	Last 3	For	Agt	+/-	FA	AA	POINTS
1		Gibraltar	2	2	0	100	1-1-0-0-0	157	132	25	78.5	66	4
2		Malta	2	1	1	50.0	1-0-0-0-0	141	140	1	70.5	70	3
3		Moldova	2	0	2	0	0-0-0-1-1	131	157	-26	65.5	78.5	2

## FIBA U18 European Challergens 2021

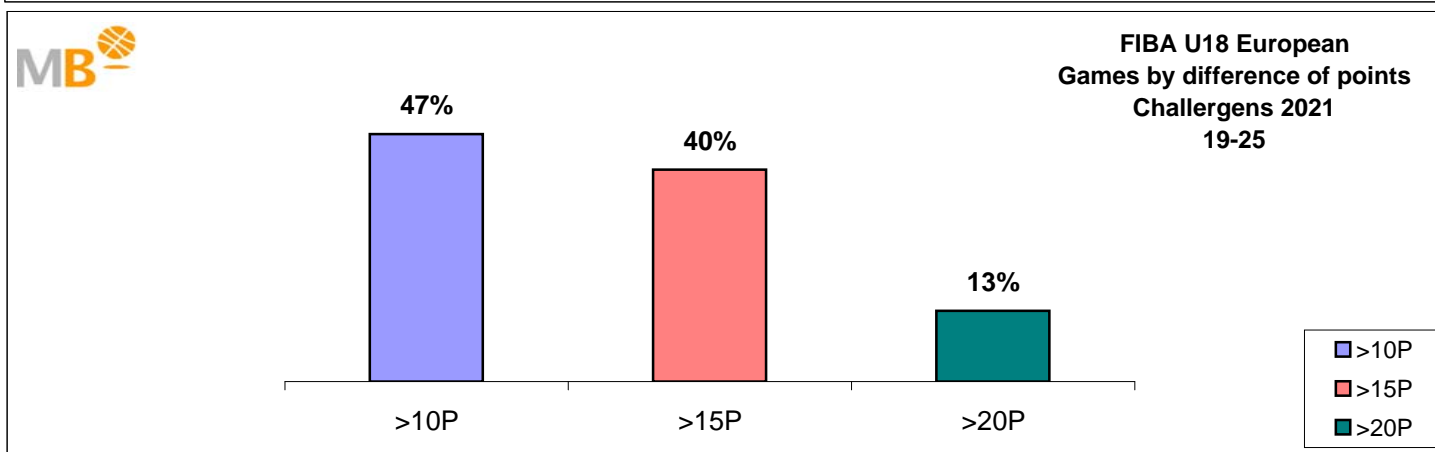
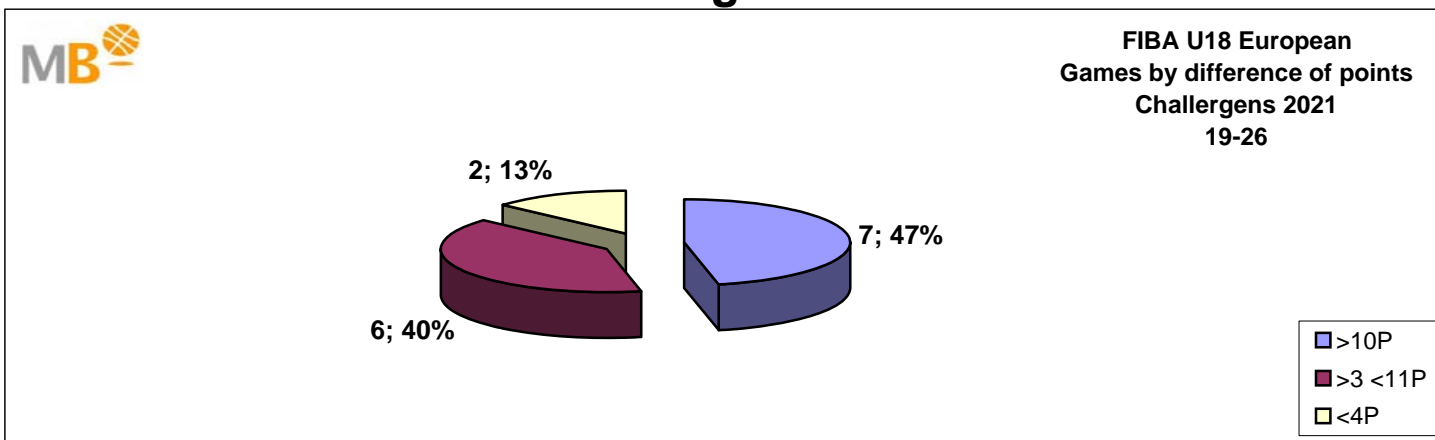


- >10P** Games finished with a difference of more than 10 points
- >15P** Games finished with a difference of more than 15 points
- >20P** Games finished with a difference of more than 20 points
- >3<11P** Games finished with a difference between 4 and 10 points
- <4P** Games finished with a difference of less than 4 points

**Games: 45**

**08-Aug-21**

## FIBA U18 European Challergens 2021

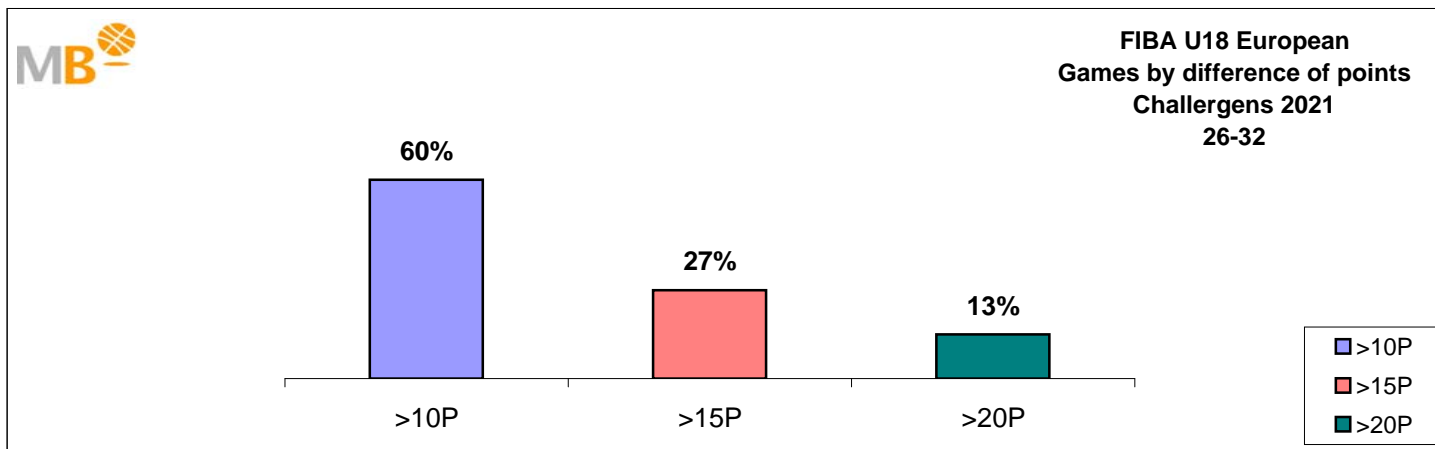
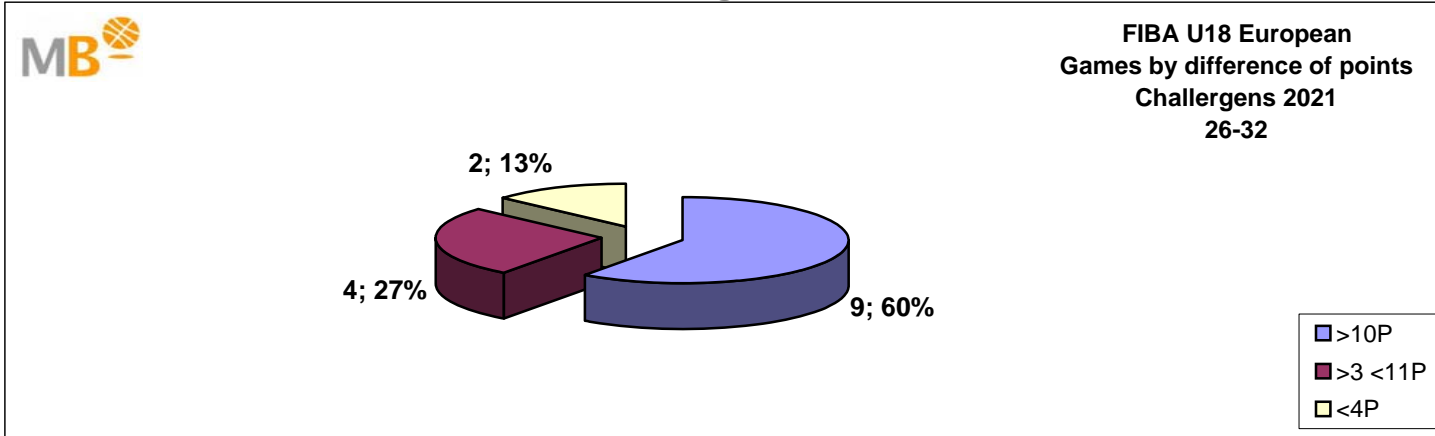


- >10P Games finished with a difference of more than 10 points
- >15P Games finished with a difference of more than 15 points
- >20P Games finished with a difference of more than 20 points
- >3<11P Games finished with a difference between 4 and 10 points
- <4P Games finished with a difference of less than 4 points

**Games: 15**

**08-Aug-21**

## FIBA U18 European Challergens 2021

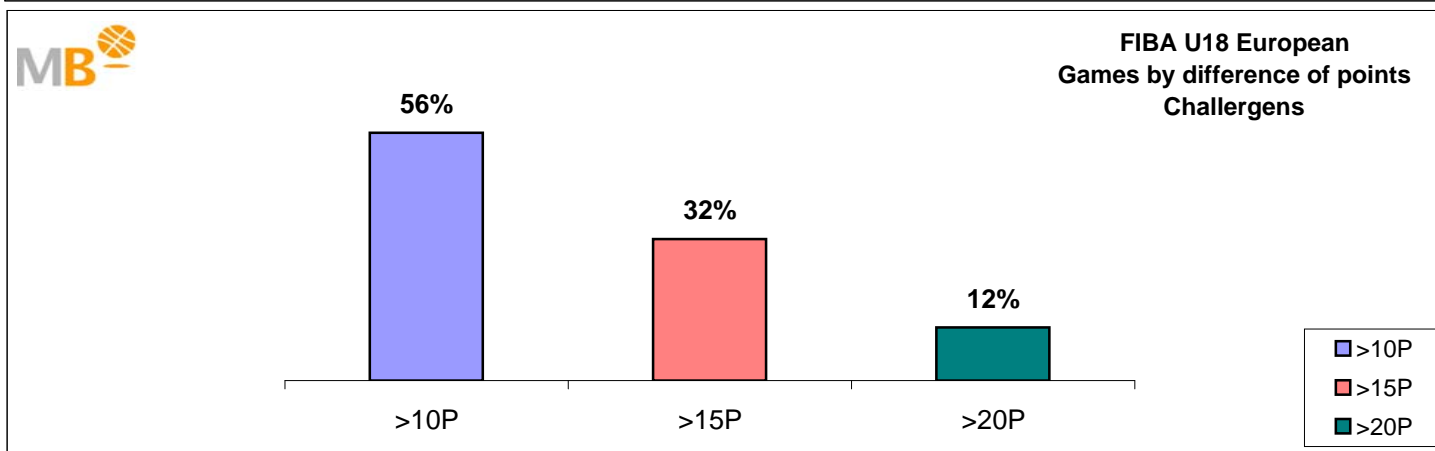
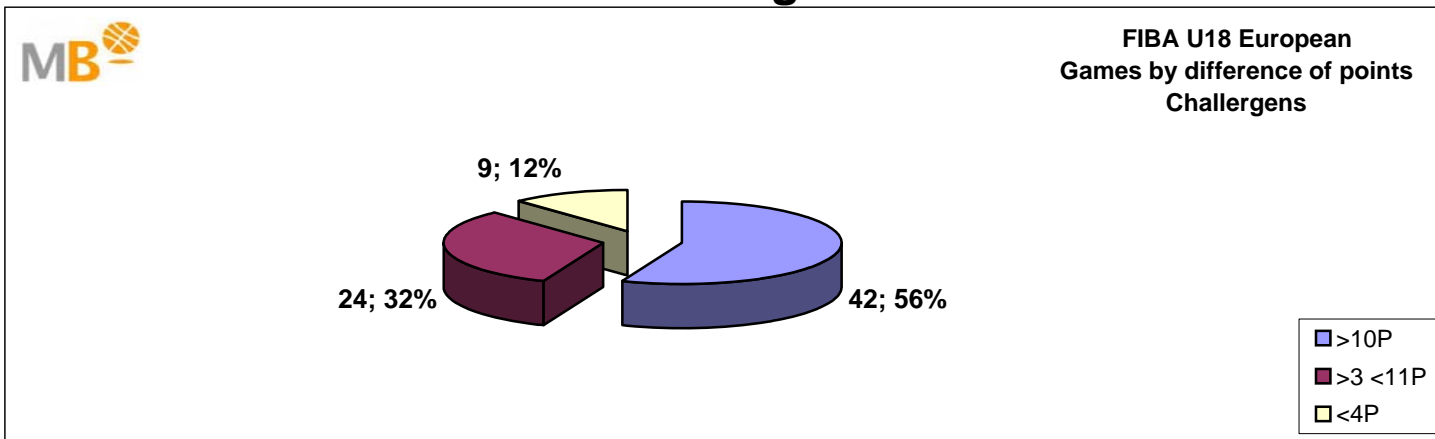


- >10P Games finished with a difference of more than 10 points
- >15P Games finished with a difference of more than 15 points
- >20P Games finished with a difference of more than 20 points
- >3<11P Games finished with a difference between 4 and 10 points
- <4P Games finished with a difference of less than 4 points

**Games: 15**

**08-Aug-21**

  
**MagBasket**  
EL BALONCESTO DEL SIGLO XXI  
**FIBA U18 European**  
**Challengers**



- >10P Games finished with a difference of more than 10 points
- >15P Games finished with a difference of more than 15 points
- >20P Games finished with a difference of more than 20 points
- >3<11P Games finished with a difference between 4 and 10 points
- <4P Games finished with a difference of less than 4 points

**Games: 75**

**08-Aug-21**