

FIBA U18 Women's European Championship

Hellas 2022

Spain

Points/Minutes			40'				40'				40'
E Buenavida	0,51	20		N M Djiu	0,27	11		I Broncano	0,46	18	
C Brito	0,42	17		A Termis	0,25	10		D Bermejo	0,18	7	
A Florez	0,24	10		M Aviñoa	0,22	9		D Ikponmwosa	0,21	9	
I Noguero	0,44	18		M Asensio	0,24	9		G Nuñez	0,16	6	
Rebounds/Minutes			40'				40'				40'
E Buenavida	0,19	8		N M Djiu	0,38	15		I Broncano	0,14	6	
C Brito	0,30	12		A Termis	0,22	9		D Bermejo	0,11	4	
A Florez	0,16	6		M Aviñoa	0,12	5		D Ikponmwosa	0,23	9	
I Noguero	0,24	10		M Asensio	0,13	5		G Nuñez	0,20	8	
Assists/Minutes			40'				40'				40'
E Buenavida	0,09	4		N M Djiu	0,08	3		I Broncano	0,04	2	
C Brito	0,05	2		A Termis	0,09	3		D Bermejo	0,11	4	
A Florez	0,10	4		M Aviñoa	0,12	5		D Ikponmwosa	0,01	1	
I Noguero	0,06	2		M Asensio	0,12	5		G Nuñez	0,16	6	
Eff/Minutes			40'				40'				40'
E Buenavida	0,50	20		N M Djiu	0,40	16		I Broncano	0,46	18	
C Brito	0,57	23		A Termis	0,39	16		D Bermejo	0,09	3	
A Florez	0,28	11		M Aviñoa	0,15	6		D Ikponmwosa	0,20	8	
I Noguero	0,45	18		M Asensio	0,22	9		G Nuñez	0,20	8	

Totals	Minutes	Points	Rebounds	Assists	Eff	FG
Players	%	%	%	%	%	%
E Buenavida	13%	20%	11%	13%	18%	16%
C Brito	13%	18%	19%	8%	22%	15%
A Florez	12%	9%	9%	13%	9%	9%
I Noguero	6%	9%	7%	4%	8%	9%
N M Djiu	10%	9%	17%	9%	11%	11%
A Termis	10%	8%	11%	10%	11%	7%
M Aviñoa	9%	6%	5%	13%	4%	9%
M Asensio	8%	6%	5%	12%	5%	8%
I Broncano	4%	5%	2%	2%	5%	4%
D Bermejo	7%	4%	3%	8%	2%	5%
D Ikponmwosa	5%	4%	6%	1%	3%	4%
G Nuñez	4%	2%	3%	7%	2%	3%

FIBA U18 Women's European Championship

Hellas 2022

Spain



Cumulated Statistics

#	Players	G	Min	FG	2pts	3pts	FT	O	D	Tot	As	PF	To	St	BS	+/-	Ef	Pts
6	E Buenavida	7	176	32/67 47.8%	28/52 53.8%	4/15 26.7%	21/34 61.8%	11	22	33	16	10	14	12	0	38	88	89
11	C Brito	7	185	33/65 50.8%	31/57 54.4%	2/8 25%	10/14 71.4%	20	36	56	10	10	14	8	3	60	105	78
8	A Florez	7	163	15/39 38.5%	14/30 46.7%	1/9 11.1%	8/24 33.3%	10	16	26	16	14	11	12	4	44	46	39
13	I Noguero	7	86	15/37 40.5%	10/20 50%	5/17 29.4%	3/4 75%	5	16	21	5	8	10	3	5	40	39	38
15	N M Dju	7	136	17/49 34.7%	17/49 34.7%	0/0 -%	3/5 60%	22	29	51	11	16	19	1	7	18	54	37
14	A Termis	7	141	13/31 41.9%	13/30 43.3%	0/10 0%	9/13 69.2%	10	21	31	12	10	5	2	2	63	55	35
10	M Aviñoa	7	128	10/37 27%	8/29 27.6%	2/8 25%	6/11 54.5%	5	10	15	15	17	11	3	1	24	19	28
12	M Asensio	7	114	9/34 26.5%	4/13 30.8%	5/21 23.8%	4/9 44.4%	4	11	15	14	13	10	7	2	31	25	27
5	I Broncano	6	50	8/17 47.1%	3/4 75%	5/13 38.5%	2/2 100%	1	6	7	2	2	1	0	1	1	23	23
9	D Bermejo	7	94	7/21 33.3%	5/12 41.7%	2/9 22.2%	1/6 16.7%	3	7	10	10	12	18	8	0	38	8	17
18	D Ikponmwo	7	75	6/19 31.6%	6/17 35.3%	0/20 0%	4/6 66.7%	8	9	17	1	8	5	1	0	14	15	16
7	G Nuñez	5	50	3/13 23.1%	2/9 22.2%	1/4 25%	1/3 33.3%	3	7	10	8	3	7	2	1	19	10	8
<i>Team/Coaches</i>								16	25	41	0	0	8	0	0	0	0.0	
TOTALS			1400	168/429 39.2%	141/322 43.8%	27/107 25.2%	72/131 55%	118	215	333	120	123	133	59	26	78	487.0	435

Average Statistics

#	Players	G	Min	FG	2pts	3pts	FT	O	D	Tot	As	PF	To	St	BS	+/-	Ef	Pts
6	E Buenavida	7	25.2	4.6/9.6 47.8%	4.0/7.4 53.8%	0.6/2.1 26.7%	3.0/4.9 61.8%	1.6	3.1	4.7	2.3	1.4	2.0	1.7	0.0	5.4	12.6	12,7
11	C Brito	7	26.5	4.7/9.3 50.8%	4.4/8.1 54.4%	0.3/1.1 25%	1.4/2.0 71.4%	2.9	5.1	8.0	1.4	1.4	2.0	1.1	0.4	8.6	15.0	11,1
8	A Florez	7	23.2	2.1/5.6 38.5%	2.0/4.3 46.7%	0.1/1.3 11.1%	1.1/3.4 33.3%	1.4	2.3	3.7	2.3	2.0	1.6	1.7	0.6	6.3	6.6	5,6
13	I Noguero	7	12.4	2.1/5.3 40.5%	1.4/2.9 50%	0.7/2.4 29.4%	0.4/0.6 75%	0.7	2.3	3.0	0.7	1.1	1.4	0.4	0.7	5.7	5.6	5,4
15	N M Dju	7	19.5	2.4/7.0 34.7%	2.4/7.0 34.7%	0.0/0.0 -%	0.4/0.7 60%	3.1	4.1	7.3	1.6	2.3	2.7	0.1	1.0	2.6	7.7	5,3
14	A Termis	7	20.2	1.9/4.4 41.9%	1.9/4.3 43.3%	0.0/0.1 0%	1.3/1.9 69.2%	1.4	3.0	4.4	1.7	1.4	0.7	0.3	0.3	9.0	7.9	5
10	M Aviñoa	7	18.4	1.4/5.3 27%	1.1/4.1 27.6%	0.3/1.1 25%	0.9/1.6 54.5%	0.7	1.4	2.1	2.1	2.4	1.6	0.4	0.1	3.4	2.7	4
12	M Asensio	7	16.3	1.3/4.9 26.5%	0.6/1.9 30.8%	0.7/3.0 23.8%	0.6/1.3 44.4%	0.6	1.6	2.1	2.0	1.9	1.4	1.0	0.3	4.4	3.6	3,9
5	I Broncano	6	8.4	1.3/2.8 47.1%	0.5/0.7 75%	0.8/2.2 38.5%	0.3/0.3 100%	0.2	1.0	1.2	0.3	0.3	0.2	0.0	0.2	0.2	3.8	3,8
9	D Bermejo	7	13.5	1.0/3.0 33.3%	0.7/1.7 41.7%	0.3/1.3 22.2%	0.1/0.9 16.7%	0.4	1.0	1.4	1.4	1.7	2.6	1.1	0.0	5.4	1.1	2,4
18	D Ikponmwo	7	10.7	0.9/2.7 31.6%	0.9/2.4 35.3%	0.0/0.3 0%	0.6/0.9 66.7%	1.1	1.3	2.4	0.1	1.1	0.7	0.1	0.0	2.0	2.1	2,3
7	G Nuñez	5	10.0	0.6/2.6 23.1%	0.4/1.8 22.2%	0.2/0.8 25%	0.2/0.6 33.3%	0.6	1.4	2.0	1.6	0.6	1.4	0.4	0.2	3.8	2.0	1,6
<i>Team/Coaches</i>								2.3	3.6	5.9	0.0	0.0	1.1	0.0	0.0	0.0	0.0	
TOTALS			200.0	24.0/61.3 39.2%	20.1/46.0 43.8%	3.9/15.3 25.2%	10.3/18.7 55%	16.9	30.7	47.6	17.1	17.6	19.0	8.4	3.7	11.1	69.6	62,1

FIBA U18 Women's European Championship

Hellas 2022

Final

Spain-Lithuania (75-78)

Spain



Pun/Min	#	Players	Min	Pts	FG	2Pts	3Pts	FT	OREB	DREB	REB	AST	PF	TO	STL	BLK	+/-	EFF
1,09	6	Elena Buenavida	33	36	13/2065%	9/1464.3%	4/666.7%	6/875%	4	1	5	2	3	2	2	0	-7	34
0,35	11	Carla Brito	34	12	6/1154.5%	6/966.7%	0/20%	0/10%	2	8	10	6	2	1	1	0	2	22
0,25	8	Alicia Florez	24	6	3/475%	3/475%	0/0-	0/20%	0	1	1	0	4	0	1	0	-3	5
0,33	12	Marina Asensio	15	5	2/728.6%	1/250%	1/520%	0/20%	0	2	2	2	3	1	0	0	8	1
0,31	5	Irene Broncano	13	4	2/633.3%	2/366.7%	0/30%	0/0-	1	0	1	0	1	0	0	0	0	1
0,17	14	Ariadna Termis	23	4	2/366.7%	2/366.7%	0/0-	0/0-	3	4	7	1	3	0	0	0	2	11
0,25	9	Deva Bermejo	8	2	1/250%	1/250%	0/0-	0/0-	0	0	0	2	1	3	0	0	0	0
0,08	10	Marina Aviñoa	24	2	1/911.1%	1/911.1%	0/0-	0/0-	2	1	3	3	3	1	1	0	-7	0
0,29	13	Inés Noguero	7	2	1/520%	1/333.3%	0/20%	0/0-	1	2	3	1	1	0	0	0	-1	2
0,12	15	Noa Maria Dju	17	2	1/520%	1/520%	0/0-	0/0-	4	3	7	0	2	1	0	1	-5	5
0,00	18	D Ikponmwosa	2	0	0/10%	0/10%	0/0-	0/0-	1	0	1	0	0	0	0	0	-4	0
	7	Gemma Nuñez	DNP															
Team/Coaches									1	1	2		0	1				
Totals			200	75	32/7343.8%	27/5549.1%	5/1827.8%	6/1346.2%	19	23	42	17	23	10	5	1	-3	81

[Team Comparison](#)
[Shot Chart](#)

[Overview](#)
[Videos](#)

Q1	Q2	16-20	Q4
15-16	20-21	18-19	22-22

#	Totals	Minutes	Points	Rebounds	Assists	Rff	FG
#	Players	%	%	%	%	%	%
6	Elena Buenavida	17%	48%	13%	12%	42%	27%
11	Carla Brito	17%	16%	25%	35%	27%	15%
8	Alicia Florez	12%	8%	3%	0%	6%	5%
12	Marina Asensio	8%	7%	5%	12%	1%	10%
5	Irene Broncano	7%	5%	3%	0%	1%	8%
14	Ariadna Termis	12%	5%	18%	6%	14%	4%
9	Deva Bermejo	4%	3%	0%	12%	0%	3%
10	Marina Aviñoa	12%	3%	8%	18%	0%	12%
13	Inés Noguero	4%	3%	8%	6%	2%	7%
15	Noa Maria Dju	9%	3%	18%	0%	6%	7%
18	D Ikponmwosa	1%	0%	3%	0%	0%	1%
7	Gemma Nuñez						

FIBA U18 Women's European Championship

Hellas 2022

Semi-Final

Spain-France (54-36)

Spain



Pun/Min	#	Players	Min	Pts	FG	2Pts	3Pts	FT	OREB	DREB	REB	AST	PF	TO	STL	BLK	+/-	EFF
0,42	11	Carla Brito	31	13	6/1250%	5/1050%	1/250%	0/0-	2	6	8	0	2	4	3	2	14	16
0,43	10	Marina Aviñoa	21	9	3/650%	2/450%	1/250%	2/366.7%	2	3	5	2	2	3	0	0	12	9
0,44	12	Marina Asensio	18	8	3/742.9%	1/333.3%	2/450%	0/0-	0	1	1	1	3	2	0	0	9	4
0,30	8	Alicia Florez	23	7	2/633.3%	1/250%	1/425%	2/1020%	0	2	2	2	2	3	1	1	16	-2
1,00	5	Irene Broncano	5	5	1/250%	0/0-	1/250%	2/2100%	0	1	1	1	0	0	0	0	-1	6
0,11	6	Elena Buenavida	28	3	1/911.1%	1/616.7%	0/30%	1/250%	1	4	5	4	2	0	1	0	5	4
0,12	14	Ariadna Termis	25	3	1/333.3%	1/250%	0/10%	1/333.3%	1	11	12	4	1	0	2	2	15	19
0,22	13	Inés Noguero	9	2	1/333.3%	1/250%	0/10%	0/0-	0	2	2	0	1	2	0	1	6	1
0,14	15	Noa Maria Dju	14	2	1/333.3%	1/333.3%	0/0-	0/0-	3	6	9	2	2	3	0	0	3	8
0,22	18	D Ikponmwosa	9	2	1/1100%	1/1100%	0/0-	0/0-	1	0	1	0	2	1	0	0	4	2
0,00	7	Gemma Nuñez	1	0	0/0-	0/0-	0/0-	0/0-	0	0	0	0	0	0	0	0	0	0
0,00	9	Deva Bermejo	14	0	0/20%	0/10%	0/10%	0/20%	0	1	1	0	2	3	2	0	7	-4
Team/Coaches									4	3	7		0	1				
Totals			200	54	20/5437%	14/3441.2%	6/2030%	8/2236.4%	14	40	54	16	19	22	9	6	18	63

[Team Comparison](#)
[Shot Chart](#)

[Overview](#)
[Videos](#)

Q1	Q2	16-20	Q4
11-6	14-14	16-6	13-10

#	Totals Players	Minutes %	Points %	Rebounds %	Assists %	Rff %	FG %
11	Carla Brito	16%	24%	17%	0%	25%	22%
10	Marina Aviñoa	11%	17%	11%	13%	14%	11%
12	Marina Asensio	9%	15%	2%	6%	6%	13%
8	Alicia Florez	12%	13%	4%	13%	-3%	11%
5	Irene Broncano	3%	9%	2%	6%	10%	4%
6	Elena Buenavida	14%	6%	11%	25%	6%	17%
14	Ariadna Termis	13%	6%	26%	25%	30%	6%
13	Inés Noguero	5%	4%	4%	0%	2%	6%
15	Noa Maria Dju	7%	4%	19%	13%	13%	6%
18	D Ikponmwosa	5%	4%	2%	0%	3%	2%
7	Gemma Nuñez	1%	0%	0%	0%	0%	0%
9	Deva Bermejo	7%	0%	2%	0%	-6%	4%

FIBA U18 Women's European Championship

Hellas 2022

Quarter-Final

Spain-Finland (63-52)

Spain



Pun/Min	#	Players	Min	Pts	FG	2Pts	3Pts	FT	OREB	DREB	REB	AST	PF	TO	STL	BLK	+/-	EFF
0,70	6	Elena Buenavida	33	23	9/1656.2%	9/1464.3%	0/20%	5/5100%	1	0	1	3	0	2	3	0	9	21
0,50	11	Carla Brito	32	16	7/1258.3%	7/1258.3%	0/0-	2/2100%	4	7	11	1	1	2	2	0	8	23
0,33	15	Noa Maria Dju	24	8	4/1428.6%	4/1428.6%	0/0-	0/0-	4	4	8	1	3	0	0	0	2	7
0,22	8	Alicia Florez	32	7	3/933.3%	3/742.9%	0/20%	1/425%	2	4	6	3	2	2	4	1	11	10
0,40	9	Deva Bermejo	10	4	2/366.7%	2/2100%	0/10%	0/0-	0	1	1	0	2	1	0	0	-1	3
0,14	12	Marina Asensio	22	3	1/911.1%	0/20%	1/714.3%	0/0-	1	1	2	4	2	1	1	1	8	2
0,11	10	Marina Aviñoa	18	2	1/333.3%	1/250%	0/10%	0/0-	0	0	0	5	1	0	1	1	5	7
0,00	13	Inés Noguero	5	0	0/20%	0/10%	0/10%	0/0-	0	0	0	0	1	1	1	0	1	-2
0,00	14	Ariadna Termis	16	0	0/30%	0/30%	0/0-	0/0-	1	1	2	2	3	1	0	0	9	0
0,00	18	D Ikponmwosa	8	0	0/10%	0/10%	0/0-	0/0-	1	3	4	0	0	1	0	0	3	2
	5	Irene Broncano	DNP															
	7	Gemma Nuñez	DNP															
Team/Coaches									3	3	6		0	0				
Totals			200	63	27/7237.5%	26/5844.8%	1/147.1%	8/1172.7%	17	24	41	19	15	11	12	3	11	73

[Team Comparison](#)
[Shot Chart](#)

[Overview](#)
[Videos](#)

Q1	Q2	16-20	Q4
12-12	17-17	17-16	17-7

#	Totals	Minutes	Points	Rebounds	Assists	Rff	FG
#	Players	%	%	%	%	%	%
6	Elena Buenavida	17%	37%	3%	16%	29%	22%
11	Carla Brito	16%	25%	31%	5%	32%	17%
15	Noa Maria Dju	12%	13%	23%	5%	10%	19%
8	Alicia Florez	16%	11%	17%	16%	14%	13%
9	Deva Bermejo	5%	6%	3%	0%	4%	4%
12	Marina Asensio	11%	5%	6%	21%	3%	13%
10	Marina Aviñoa	9%	3%	0%	26%	10%	4%
13	Inés Noguero	3%	0%	0%	0%	-3%	3%
14	Ariadna Termis	8%	0%	6%	11%	0%	4%
18	D Ikponmwosa	4%	0%	11%	0%	3%	1%
5	Irene Broncano						
7	Gemma Nuñez						

FIBA U18 Women's European Championship

Hellas 2022

Round of 16

Spain-Belgium (50-43)

Spain



Pun/Min	#	Players	Min	Pts	FG	2Pts	3Pts	FT	OREB	DREB	REB	AST	PF	TO	STL	BLK	+/-	EFF
0,39	11	Carla Brito	28	11	4/757.1%	4/757.1%	0/0-	3/475%	3	4	7	1	2	1	0	0	12	14
0,45	15	Noa Maria Dju	20	9	4/1040%	4/1040%	0/0-	1/1100%	3	3	6	3	1	3	0	2	8	11
0,42	14	Ariadna Termis	19	8	4/850%	4/850%	0/0-	0/0-	2	2	4	1	1	2	0	0	-1	7
0,23	8	Alicia Florez	22	5	2/450%	2/450%	0/0-	1/250%	1	4	5	2	1	3	1	0	-1	7
0,31	12	Marina Asensio	16	5	2/450%	1/333.3%	1/1100%	0/0-	0	1	1	2	1	2	0	0	2	4
0,12	6	Elena Buenavida	26	3	1/250%	1/250%	0/0-	1/520%	2	7	9	2	3	3	2	0	6	8
0,27	9	Deva Bermejo	11	3	1/425%	0/30%	1/1100%	0/0-	0	2	2	2	0	0	0	0	11	4
0,23	18	D Ikponmwsa	13	3	1/520%	1/425%	0/10%	1/250%	0	2	2	0	3	0	0	0	2	0
0,14	13	Inés Noguero	14	2	1/616.7%	1/333.3%	0/30%	0/0-	0	3	3	0	0	0	0	0	5	0
0,05	10	Marina Aviñoa	19	1	0/40%	0/40%	0/0-	1/425%	0	2	2	1	3	2	0	0	-7	-5
0,00	5	Irene Broncano	2	0	0/0-	0/0-	0/0-	0/0-	0	0	0	0	0	0	0	0	-2	0
0,00	7	Gemma Nuñez	9	0	0/10%	0/10%	0/0-	0/0-	1	2	3	1	0	2	0	0	0	1
Team/Coaches									2	8	10		0	4				
Totals			200	50	20/5536.4%	18/4936.7%	2/633.3%	8/1844.4%	14	40	54	15	15	22	3	2	7	51

[Team Comparison](#)
[Shot Chart](#)

[Overview](#)
[Videos](#)

Q1	Q2	16-20	Q4
11-8	22-13	7-10	10-12

#	Players	Minutes %	Points %	Rebounds %	Assists %	Rff %	FG %
11	Carla Brito	14%	22%	16%	7%	27%	13%
15	Noa Maria Dju	10%	18%	14%	20%	22%	18%
14	Ariadna Termis	10%	16%	9%	7%	14%	15%
8	Alicia Florez	11%	10%	11%	13%	14%	7%
12	Marina Asensio	8%	10%	2%	13%	8%	7%
6	Elena Buenavida	13%	6%	20%	13%	16%	4%
9	Deva Bermejo	6%	6%	5%	13%	8%	7%
18	D Ikponmwsa	7%	6%	5%	0%	0%	9%
13	Inés Noguero	7%	4%	7%	0%	0%	11%
10	Marina Aviñoa	10%	2%	5%	7%	-10%	7%
5	Irene Broncano	1%	0%	0%	0%	0%	0%
7	Gemma Nuñez	5%	0%	7%	7%	2%	2%

FIBA U18 Women's European Championship

Hellas 2022

Group Phase 3

Spain-Poland (65-37)

Spain



Pun/Min	#	Players	Min	Pts	FG	2Pts	3Pts	FT	OREB	DREB	REB	AST	PF	TO	STL	BLK	+/-	EFF
0,78	13	Inés Noguero	18	14	6/1154.5%	4/666.7%	2/540%	0/0-	2	2	4	1	0	2	2	1	23	15
0,50	5	Irene Broncano	22	11	4/666.7%	1/1100%	3/560%	0/0-	0	3	3	1	1	0	0	1	7	14
0,58	9	Deva Bermejo	12	7	3/560%	2/2100%	1/333.3%	0/0-	2	2	4	1	1	4	1	0	11	7
0,35	10	Marina Aviñoa	17	6	2/825%	2/633.3%	0/20%	2/2100%	1	0	1	2	2	2	0	0	11	1
0,55	11	Carla Brito	11	6	3/3100%	3/3100%	0/0-	0/10%	3	1	4	0	1	1	0	0	9	8
0,26	12	Marina Asensio	23	6	1/520%	1/333.3%	0/20%	4/757.1%	2	4	6	3	2	1	4	1	18	12
0,20	8	Alicia Florez	20	4	2/728.6%	2/728.6%	0/0-	0/0-	5	2	7	4	1	1	4	0	14	13
0,18	15	Noa Maria Djiu	22	4	1/812.5%	1/812.5%	0/0-	2/450%	3	5	8	3	2	2	1	0	7	5
0,23	7	Gemma Nuñez	13	3	1/520%	0/20%	1/333.3%	0/0-	1	1	2	3	1	2	0	0	6	2
0,11	14	Ariadna Termis	18	2	1/425%	1/425%	0/0-	0/0-	0	0	0	3	0	0	0	0	21	2
0,12	18	D Ikponmwosa	17	2	1/333.3%	1/333.3%	0/0-	0/0-	2	0	2	0	1	1	0	0	7	1
0,00	6	Elena Buenavida	9	0	0/30%	0/20%	0/10%	0/0-	1	0	1	0	0	0	1	0	6	-1
Team/Coaches									3	4	7		0	2				
Totals			200	65	25/6836.8%	18/4738.3%	7/2133.3%	8/1457.1%	25	24	49	21	12	18	13	3	28	79

[Team Comparison](#)
[Shot Chart](#)

[Overview](#)
[Videos](#)

Q1	Q2	16-20	Q4
17-9	26-11	15-5	7-12

#	Totals	Minutes	Points	Rebounds	Assists	Rff	FG
#	Players	%	%	%	%	%	%
13	Inés Noguero	9%	22%	10%	5%	19%	16%
5	Irene Broncano	11%	17%	7%	5%	18%	9%
9	Deva Bermejo	6%	11%	10%	5%	9%	7%
10	Marina Aviñoa	8%	9%	2%	10%	1%	12%
11	Carla Brito	5%	9%	10%	0%	10%	4%
12	Marina Asensio	11%	9%	14%	14%	15%	7%
8	Alicia Florez	10%	6%	17%	19%	16%	10%
15	Noa Maria Djiu	11%	6%	19%	14%	6%	12%
7	Gemma Nuñez	6%	5%	5%	14%	3%	7%
14	Ariadna Termis	9%	3%	0%	14%	3%	6%
18	D Ikponmwosa	8%	3%	5%	0%	1%	4%
6	Elena Buenavida	4%	0%	2%	0%	-1%	4%

FIBA U18 Women's European Championship

Hellas 2022

Group Phase 2

Spain-Turkey (56-40)

Spain



Pun/Min	#	Players	Min	Pts	FG	2Pts	3Pts	FT	OREB	DREB	REB	AST	PF	TO	STL	BLK	+/-	EFF
0,52	11	Carla Brito	21	11	4/1136.4%	4/944.4%	0/20%	3/475%	5	5	10	0	0	2	1	1	7	13
0,56	13	Inés Noguero	16	9	4/757.1%	3/560%	1/250%	0/0-	2	3	5	0	2	1	0	1	7	11
0,44	10	Marina Aviñoa	18	8	3/560%	2/366.7%	1/250%	1/250%	0	1	1	2	2	1	1	0	9	8
0,33	18	D Ikponmwoza	15	5	2/540%	2/540%	0/0-	1/250%	3	2	5	0	2	0	1	0	9	7
0,21	6	Elena Buenavida	19	4	2/825%	2/633.3%	0/20%	0/0-	1	5	6	4	1	2	2	0	12	8
0,20	8	Alicia Florez	20	4	1/425%	1/333.3%	0/10%	2/2100%	0	2	2	2	1	0	0	2	10	7
0,24	14	Ariadna Termis	17	4	1/520%	1/520%	0/0-	2/2100%	1	1	2	0	2	2	0	0	8	0
0,18	15	Noa Maria Djiu	22	4	2/2100%	2/2100%	0/0-	0/0-	2	4	6	1	4	7	0	2	11	6
0,75	5	Irene Broncano	4	3	1/333.3%	0/0-	1/333.3%	0/0-	0	1	1	0	0	0	0	0	-3	2
0,16	7	Gemma Nuñez	19	3	1/616.7%	1/520%	0/10%	1/250%	1	4	5	2	0	3	1	1	9	3
0,06	9	Deva Bermejo	18	1	0/20%	0/10%	0/10%	1/250%	0	1	1	2	3	3	2	0	7	0
0,00	12	Marina Asensio	10	0	0/20%	0/0-	0/20%	0/0-	0	2	2	0	2	1	1	0	-6	0
Team/Coaches									2	5	7		0	0				
Totals			200	56	21/6035%	18/4440.9%	3/1618.8%	11/1668.8%	17	36	53	13	19	22	9	7	16	65

[Team Comparison](#)
[Shot Chart](#)

[Overview](#)
[Videos](#)

Q1	Q2	16-20	Q4
16-9	6-7	20-15	14-9

#	Totals	Minutes	Points	Rebounds	Assists	Rff	FG
Players	%	%	%	%	%	%	%
11	Carla Brito	11%	20%	22%	0%	20%	18%
13	Inés Noguero	8%	16%	11%	0%	17%	12%
10	Marina Aviñoa	9%	14%	2%	15%	12%	8%
18	D Ikponmwoza	8%	9%	11%	0%	11%	8%
6	Elena Buenavida	10%	7%	13%	31%	12%	13%
8	Alicia Florez	10%	7%	4%	15%	11%	7%
14	Ariadna Termis	9%	7%	4%	0%	0%	8%
15	Noa Maria Djiu	11%	7%	13%	8%	9%	3%
5	Irene Broncano	2%	5%	2%	0%	3%	5%
7	Gemma Nuñez	10%	5%	11%	15%	5%	10%
9	Deva Bermejo	9%	2%	2%	15%	0%	3%
12	Marina Asensio	5%	0%	4%	0%	0%	3%

FIBA U18 Women's European Championship

Hellas 2022

Group Phase 1

Italy-Spain (71-72)

Spain



Pun/Min	#	Players	Min	Pts	FG	2Pts	3Pts	FT	OREB	DREB	REB	AST	PF	TO	STL	BLK	+/-	EFF
0,71	6	Elena Buenavida	28	20	6/966.7%	6/875%	0/10%	8/1457.1%	1	5	6	1	1	5	1	0	7	14
0,61	14	Ariadna Termis	23	14	4/580%	4/580%	0/0-	6/875%	2	2	4	1	0	0	0	0	9	16
0,31	11	Carla Brito	29	9	3/933.3%	2/728.6%	1/250%	2/2100%	1	5	6	2	2	3	1	0	8	9
0,53	13	Inés Noguero	17	9	2/366.7%	0/0-	2/366.7%	3/475%	0	4	4	3	3	4	0	2	-1	12
0,47	15	Noa Maria Djiu	17	8	4/757.1%	4/757.1%	0/0-	0/0-	3	4	7	1	2	3	0	2	-8	12
0,29	8	Alicia Florez	21	6	2/540%	2/366.7%	0/20%	2/450%	2	1	3	3	3	2	1	0	-3	6
0,36	18	D Ikponmwosa	11	4	1/333.3%	1/250%	0/10%	2/2100%	0	2	2	1	0	2	0	0	-7	3
0,25	7	Gemma Nuñez	8	2	1/1100%	1/1100%	0/0-	0/10%	0	0	0	2	2	0	1	0	4	4
0,00	5	Irene Broncano	4	0	0/0-	0/0-	0/0-	0/0-	0	1	1	0	0	1	0	0	0	0
0,00	9	Deva Bermejo	21	0	0/30%	0/10%	0/20%	0/20%	1	0	1	3	3	4	3	0	3	-2
0,00	10	Marina Aviñoa	12	0	0/20%	0/10%	0/10%	0/0-	0	3	3	0	4	2	0	0	1	-1
0,00	12	Marina Asensio	9	0	0/0-	0/0-	0/0-	0/0-	1	0	1	2	0	2	1	0	-8	2
Team/Coaches									1	1	2		0	0				
Totals			200	72	23/4748.9%	20/3557.1%	3/1225%	23/3762.2%	12	28	40	19	20	28	8	4	1	75

[Team Comparison](#)
[Shot Chart](#)

[Overview](#)
[Videos](#)

Q1	Q2	16-20	Q4
18-17	11-16	20-14	22-25

#	Totals	Minutes	Points	Rebounds	Assists	Rff	FG
#	Players	%	%	%	%	%	%
6	Elena Buenavida	14%	28%	16%	5%	19%	19%
14	Ariadna Termis	12%	19%	11%	5%	21%	11%
11	Carla Brito	15%	13%	16%	11%	12%	19%
13	Inés Noguero	9%	13%	11%	16%	16%	6%
15	Noa Maria Djiu	9%	11%	18%	5%	16%	15%
8	Alicia Florez	11%	8%	8%	16%	8%	11%
18	D Ikponmwosa	6%	6%	5%	5%	4%	6%
7	Gemma Nuñez	4%	3%	0%	11%	5%	2%
5	Irene Broncano	2%	0%	3%	0%	0%	0%
9	Deva Bermejo	11%	0%	3%	16%	-3%	6%
10	Marina Aviñoa	6%	0%	8%	0%	-1%	4%
12	Marina Asensio	5%	0%	3%	11%	3%	0%

FIBA U18 Women's European Championship

Hellas 2022

Spain

E Buenavida



Pun/Min	Match	Min	FG	2pts	3pts	FT	OREB	DREB	REB	AST	PF	TO	STL	BLK	+/-	EFF	Pts
0,71	vs ITAGroup Phase	28	6/966.7%	6/875%	0/10%	8/1457.1%	1	5	6	1	1	5	1	0	7	14	20
0,21	vs TURGroup Phase	19	2/825%	2/633.3%	0/20%	0/00%	1	5	6	4	1	2	2	0	12	8	4
0,00	vs POLGroup Phase	9	0/30%	0/20%	0/10%	0/00%	1	0	1	0	0	0	1	0	6	-1	0
0,12	vs BELRound of 16	26	1/250%	1/250%	0/00%	1/520%	2	7	9	2	3	3	2	0	6	8	3
0,72	vs FINQuarter-Finals	32	9/1656.2%	9/1464.3%	0/20%	5/5100%	1	0	1	3	0	2	3	0	9	21	23
0,11	vs FRASemi-Finals	28	1/911.1%	1/616.7%	0/30%	1/250%	1	4	5	4	2	0	1	0	5	4	3
1,09	vs LTUFinal	33	13/2065%	9/1464.3%	4/666.7%	6/875%	4	1	5	2	3	2	2	0	-7	34	36
		Min	FG	2pts	3pts	FT	O	D	Tot	As	PF	To	St	BS	+/-	Ef	Pts
0,51	Accumulated	176	32/6747.8%	28/5253.8%	4/1526.7%	21/3461.8%	11	22	33	16	10	14	12	0	38	88	89
	Average	25.2	4.6/9.647.8%	4/7.453.8%	0.6/2.126.7%	3/4.961.8%	1.6	3.1	4.7	2.3	1.4	2	1.7	0	5.4	12.6	12.7

C Brito

Pun/Min	Match	Min	FG	2pts	3pts	FT	OREB	DREB	REB	AST	PF	TO	STL	BLK	+/-	EFF	Pts
0,31	vs ITAGroup Phase	29	3/933.3%	2/728.6%	1/250%	2/2100%	1	5	6	2	2	3	1	0	8	9	9
0,52	vs TURGroup Phase	21	4/1136.4%	4/944.4%	0/20%	3/475%	5	5	10	0	0	2	1	1	7	13	11
0,55	vs POLGroup Phase	11	3/3100%	3/3100%	0/00%	0/10%	3	1	4	0	1	1	0	0	9	8	6
0,39	vs BELRound of 16	28	4/757.1%	4/757.1%	0/00%	3/475%	3	4	7	1	2	1	0	0	12	14	11
0,50	vs FINQuarter-Finals	32	7/1258.3%	7/1258.3%	0/00%	2/2100%	4	7	11	1	1	2	2	0	8	23	16
0,42	vs FRASemi-Finals	31	6/1250%	5/1050%	1/250%	0/00%	2	6	8	0	2	4	3	2	14	16	13
0,35	vs LTUFinal	34	6/1154.5%	6/966.7%	0/20%	0/10%	2	8	10	6	2	1	1	0	2	22	12
		Min	FG	2pts	3pts	FT	O	D	Tot	As	PF	To	St	BS	+/-	Ef	Pts
0,42	Accumulated	185	33/6550.8%	31/5754.4%	2/825%	10/1471.4%	20	36	56	10	10	14	8	3	60	105	78
	Average	26.5	4.7/9.350.8%	4.4/8.154.4%	0.3/1.125%	1.4/271.4%	2.9	5.1	8	1.4	1.4	2	1.1	0.4	8.6	15	11.1

A Florez

Pun/Min	Match	Min	FG	2pts	3pts	FT	OREB	DREB	REB	AST	PF	TO	STL	BLK	+/-	EFF	Pts
0,29	vs ITAGroup Phase	21	2/540%	2/366.7%	0/20%	2/450%	2	1	3	3	3	2	1	0	-3	6	6
0,20	vs TURGroup Phase	20	1/425%	1/333.3%	0/10%	2/2100%	0	2	2	2	1	0	0	2	10	7	4
0,20	vs POLGroup Phase	20	2/728.6%	2/728.6%	0/00%	0/00%	5	2	7	4	1	1	4	0	14	13	4
0,23	vs BELRound of 16	22	2/450%	2/450%	0/00%	1/250%	1	4	5	2	1	3	1	0	-1	7	5
0,21	vs FINQuarter-Finals	33	3/933.3%	3/742.9%	0/20%	1/425%	2	4	6	3	2	2	4	1	11	10	7
0,30	vs FRASemi-Finals	23	2/633.3%	1/250%	1/425%	2/1020%	0	2	2	2	2	3	1	1	16	-2	7
0,25	vs LTUFinal	24	3/475%	3/475%	0/00%	0/20%	0	1	1	0	4	0	1	0	-3	5	6
		Min	FG	2pts	3pts	FT	O	D	Tot	As	PF	To	St	BS	+/-	Ef	Pts
0,24	Accumulated	163	15/3938.5%	14/3046.7%	1/911.1%	8/2433.3%	10	16	26	16	14	11	12	4	44	46	39
	Average	23.2	2.1/5.638.5%	2/4.346.7%	0.1/1.311.1%	1.1/3.433.3%	1.4	2.3	3.7	2.3	2	1.6	1.7	0.6	6.3	6.6	5.6

FIBA U18 Women's European Championship

Hellas 2022

Spain

I Noguero



Pun/Min	Match	Min	FG	2pts	3pts	FT	OREB	DREB	REB	AST	PF	TO	STL	BLK	+/-	EFF	Pts
0,53	vs ITAGroup Phase	17	2/366.7%	0/00%	2/366.7%	3/475%	0	4	4	3	3	4	0	2	-1	12	9
0,56	vs TURGroup Phase	16	4/757.1%	3/560%	1/250%	0/00%	2	3	5	0	2	1	0	1	7	11	9
0,78	vs POLGroup Phase	18	6/1154.5%	4/666.7%	2/540%	0/00%	2	2	4	1	0	2	2	1	23	15	14
0,14	vs BELRound of 16	14	1/616.7%	1/333.3%	0/30%	0/00%	0	3	3	0	0	0	0	0	5	0	2
0,00	vs FINQuarter-Finals	5	0/20%	0/10%	0/10%	0/00%	0	0	0	0	1	1	1	0	1	-2	0
0,22	vs FRASemi-Finals	9	1/333.3%	1/250%	0/10%	0/00%	0	2	2	0	1	2	0	1	6	1	2
0,29	vs LTUFinal	7	1/520%	1/333.3%	0/20%	0/00%	1	2	3	1	1	0	0	0	-1	2	2
		Min	FG	2pts	3pts	FT	O	D	Tot	As	PF	To	St	BS	+/-	Eff	Pts
0,44	Accumulated	86	15/3740.5%	10/2050%	5/1729.4%	3/475%	5	16	21	5	8	10	3	5	40	39	38
	Average	12.4	2.1/5.340.5%	1.4/2.950%	0.7/2.429.4%	0.4/0.675%	0.7	2.3	3	0.7	1.1	1.4	0.4	0.7	5.7	5.6	5.4

N M Dju

Pun/Min	Match	Min	FG	2pts	3pts	FT	OREB	DREB	REB	AST	PF	TO	STL	BLK	+/-	EFF	Pts
0,47	vs ITAGroup Phase	17	4/757.1%	4/757.1%	0/00%	0/00%	3	4	7	1	2	3	0	2	-8	12	8
0,18	vs TURGroup Phase	22	2/2100%	2/2100%	0/00%	0/00%	2	4	6	1	4	7	0	2	11	6	4
0,18	vs POLGroup Phase	22	1/812.5%	1/812.5%	0/00%	2/450%	3	5	8	3	2	2	1	0	7	5	4
0,45	vs BELRound of 16	20	4/1040%	4/1040%	0/00%	1/1100%	3	3	6	3	1	3	0	2	8	11	9
0,33	vs FINQuarter-Finals	24	4/1428.6%	4/1428.6%	0/00%	0/00%	4	4	8	1	3	0	0	0	2	7	8
0,13	vs FRASemi-Finals	15	1/333.3%	1/333.3%	0/00%	0/00%	3	6	9	2	2	3	0	0	3	8	2
0,12	vs LTUFinal	17	1/520%	1/520%	0/00%	0/00%	4	3	7	0	2	1	0	1	-5	5	2
		Min	FG	2pts	3pts	FT	O	D	Tot	As	PF	To	St	BS	+/-	Eff	Pts
0,27	Accumulated	136	17/4934.7%	17/4934.7%	0/00%	3/560%	22	29	51	11	16	19	1	7	18	54	37
	Average	19.5	2.4/734.7%	2.4/734.7%	0/00%	0.4/0.760%	3.1	4.1	7.3	1.6	2.3	2.7	0.1	1	2.6	7.7	5.3

A Termis

Pun/Min	Match	Min	FG	2pts	3pts	FT	OREB	DREB	REB	AST	PF	TO	STL	BLK	+/-	EFF	Pts
0,61	vs ITAGroup Phase	23	4/580%	4/580%	0/00%	6/875%	2	2	4	1	0	0	0	0	9	16	14
0,24	vs TURGroup Phase	17	1/520%	1/520%	0/00%	2/2100%	1	1	2	0	2	2	0	0	8	0	4
0,11	vs POLGroup Phase	18	1/425%	1/425%	0/00%	0/00%	0	0	0	3	0	0	0	0	21	2	2
0,42	vs BELRound of 16	19	4/850%	4/850%	0/00%	0/00%	2	2	4	1	1	2	0	0	-1	7	8
0,00	vs FINQuarter-Finals	16	0/30%	0/30%	0/00%	0/00%	1	1	2	2	3	1	0	0	9	0	0
0,12	vs FRASemi-Finals	25	1/333.3%	1/250%	0/10%	1/333.3%	1	11	12	4	1	0	2	2	15	19	3
0,17	vs LTUFinal	23	2/366.7%	2/366.7%	0/00%	0/00%	3	4	7	1	3	0	0	0	2	11	4
		Min	FG	2pts	3pts	FT	O	D	Tot	As	PF	To	St	BS	+/-	Eff	Pts
0,25	Accumulated	141	13/3141.9%	13/3043.3%	0/10%	9/1369.2%	10	21	31	12	10	5	2	2	63	55	35
	Average	20.2	1.9/4.441.9%	1.9/4.343.3%	0/0.10%	1.3/1.969.2%	1.4	3	4.4	1.7	1.4	0.7	0.3	0.3	9	7.9	5

FIBA U18 Women's European Championship

Hellas 2022

Spain

M Aviñoa



Pun/Min	Match	Min	FG	2pts	3pts	FT	OREB	DREB	REB	AST	PF	TO	STL	BLK	+/-	EFF	Pts
0,00	vs ITAGroup Phase	12	0/20%	0/10%	0/10%	0/00%	0	3	3	0	4	2	0	0	1	-1	0
0,44	vs TURGroup Phase	18	3/560%	2/366.7%	1/250%	1/250%	0	1	1	2	2	1	1	0	9	8	8
0,35	vs POLGroup Phase	17	2/825%	2/633.3%	0/20%	2/2100%	1	0	1	2	2	2	0	0	11	1	6
0,05	vs BELRound of 16	19	0/40%	0/40%	0/00%	1/425%	0	2	2	1	3	2	0	0	-7	-5	1
0,11	vs FINQuarter-Finals	18	1/333.3%	1/250%	0/10%	0/00%	0	0	0	5	1	0	1	1	5	7	2
0,41	vs FRASemi-Finals	22	3/650%	2/450%	1/250%	2/366.7%	2	3	5	2	2	3	0	0	12	9	9
0,08	vs LTUFinal	24	1/911.1%	1/911.1%	0/00%	0/00%	2	1	3	3	3	1	1	0	-7	0	2
		Min	FG	2pts	3pts	FT	O	D	Tot	As	PF	To	St	BS	+/-	Ef	Pts
0,22	Accumulated	128	10/3727%	8/2927.6%	2/825%	6/1154.5%	5	10	15	15	17	11	3	1	24	19	28
	Average	18.4	1.4/5.327%	1.1/4.127.6%	0.3/1.125%	0.9/1.654.5%	0.7	1.4	2.1	2.1	2.4	1.6	0.4	0.1	3.4	2.7	4

M Asensio

Pun/Min	Match	Min	FG	2pts	3pts	FT	OREB	DREB	REB	AST	PF	TO	STL	BLK	+/-	EFF	Pts
0,00	vs ITAGroup Phase	9	0/00%	0/00%	0/00%	0/00%	1	0	1	2	0	2	1	0	-8	2	0
0,00	vs TURGroup Phase	10	0/20%	0/00%	0/20%	0/00%	0	2	2	0	2	1	1	0	-6	0	0
0,26	vs POLGroup Phase	23	1/520%	1/333.3%	0/20%	4/757.1%	2	4	6	3	2	1	4	1	18	12	6
0,31	vs BELRound of 16	16	2/450%	1/333.3%	1/1100%	0/00%	0	1	1	2	1	2	0	0	2	4	5
0,14	vs FINQuarter-Finals	22	1/911.1%	0/20%	1/714.3%	0/00%	1	1	2	4	2	1	1	1	8	2	3
0,44	vs FRASemi-Finals	18	3/742.9%	1/333.3%	2/450%	0/00%	0	1	1	1	3	2	0	0	9	4	8
0,33	vs LTUFinal	15	2/728.6%	1/250%	1/520%	0/20%	0	2	2	2	3	1	0	0	8	1	5
		Min	FG	2pts	3pts	FT	O	D	Tot	As	PF	To	St	BS	+/-	Ef	Pts
0,24	Accumulated	114	9/3426.5%	4/1330.8%	5/2123.8%	4/944.4%	4	11	15	14	13	10	7	2	31	25	27
	Average	16.3	1.3/4.926.5%	0.6/1.930.8%	0.7/323.8%	0.6/1.344.4%	0.6	1.6	2.1	2	1.9	1.4	1	0.3	4.4	3.6	3.9

I Broncano

Pun/Min	Match	Min	FG	2pts	3pts	FT	OREB	DREB	REB	AST	PF	TO	STL	BLK	+/-	EFF	Pts
0,00	vs ITAGroup Phase	4	0/00%	0/00%	0/00%	0/00%	0	1	1	0	0	1	0	0	0	0	0
0,75	vs TURGroup Phase	4	1/333.3%	0/00%	1/333.3%	0/00%	0	1	1	0	0	0	0	0	-3	2	3
0,50	vs POLGroup Phase	22	4/666.7%	1/1100%	3/560%	0/00%	0	3	3	1	1	0	0	1	7	14	11
0,00	vs BELRound of 16	2	0/00%	0/00%	0/00%	0/00%	0	0	0	0	0	0	0	0	-2	0	0
	vs FINQuarter-Finals																
1,00	vs FRASemi-Finals	5	1/250%	0/00%	1/250%	2/2100%	0	1	1	1	0	0	0	0	-1	6	5
0,31	vs LTUFinal	13	2/633.3%	2/366.7%	0/30%	0/00%	1	0	1	0	1	0	0	0	0	1	4
		Min	FG	2pts	3pts	FT	O	D	Tot	As	PF	To	St	BS	+/-	Ef	Pts
0,46	Accumulated	50	8/1747.1%	3/475%	5/1338.5%	2/2100%	1	6	7	2	2	1	0	1	1	23	23
	Average	8.4	1.3/2.847.1%	0.5/0.775%	0.8/2.238.5%	0.3/0.3100%	0.2	1	1.2	0.3	0.3	0.2	0	0.2	0.2	3.8	3.8

Did not play - Coach decision

FIBA U18 Women's European Championship

Hellas 2022

Spain

D Bermejo



Pun/Min	Match	Min	FG	2pts	3pts	FT	OREB	DREB	REB	AST	PF	TO	STL	BLK	+/-	EFF	Pts
0,00	vs ITAGroup Phase	21	0/30%	0/10%	0/20%	0/20%	1	0	1	3	3	4	3	0	3	-2	0
0,06	vs TURGroup Phase	18	0/20%	0/10%	0/10%	1/250%	0	1	1	2	3	3	2	0	7	0	1
0,58	vs POLGroup Phase	12	3/560%	2/2100%	1/333.3%	0/00%	2	2	4	1	1	4	1	0	11	7	7
0,27	vs BELRound of 16	11	1/425%	0/30%	1/1100%	0/00%	0	2	2	2	0	0	0	0	11	4	3
0,40	vs FINQuarter-Finals	10	2/366.7%	2/2100%	0/10%	0/00%	0	1	1	0	2	1	0	0	-1	3	4
0,00	vs FRASemi-Finals	14	0/20%	0/10%	0/10%	0/20%	0	1	1	0	2	3	2	0	7	-4	0
0,25	vs LTUFinal	8	1/250%	1/250%	0/00%	0/00%	0	0	0	2	1	3	0	0	0	0	2
		Min	FG	2pts	3pts	FT	O	D	Tot	As	PF	To	St	BS	+/-	Ef	Pts
0,18	Accumulated	94	7/2133.3%	5/1241.7%	2/922.2%	1/616.7%	3	7	10	10	12	18	8	0	38	8	17
	Average	13.5	1/333.3%	0.7/1.741.7%	0.3/1.322.2%	0.1/0.916.7%	0.4	1	1.4	1.4	1.7	2.6	1.1	0	5.4	1.1	2.4

D Ikponmwosa

Pun/Min	Match	Min	FG	2pts	3pts	FT	OREB	DREB	REB	AST	PF	TO	STL	BLK	+/-	EFF	Pts
0,36	vs ITAGroup Phase	11	1/333.3%	1/250%	0/10%	2/2100%	0	2	2	1	0	2	0	0	-7	3	4
0,33	vs TURGroup Phase	15	2/540%	2/540%	0/00%	1/250%	3	2	5	0	2	0	1	0	9	7	5
0,12	vs POLGroup Phase	17	1/333.3%	1/333.3%	0/00%	0/00%	2	0	2	0	1	1	0	0	7	1	2
0,23	vs BELRound of 16	13	1/520%	1/425%	0/10%	1/250%	0	2	2	0	3	0	0	0	2	0	3
0,00	vs FINQuarter-Finals	8	0/10%	0/10%	0/00%	0/00%	1	3	4	0	0	1	0	0	3	2	0
0,22	vs FRASemi-Finals	9	1/1100%	1/1100%	0/00%	0/00%	1	0	1	0	2	1	0	0	4	2	2
0,00	vs LTUFinal	2	0/10%	0/10%	0/00%	0/00%	1	0	1	0	0	0	0	0	-4	0	0
		Min	FG	2pts	3pts	FT	O	D	Tot	As	PF	To	St	BS	+/-	Ef	Pts
0,21	Accumulated	75	6/1931.6%	6/1735.3%	0/20%	4/666.7%	8	9	17	1	8	5	1	0	14	15	16
	Average	10.7	0.9/2.731.6%	0.9/2.435.3%	0/0.30%	0.6/0.966.7%	1.1	1.3	2.4	0.1	1.1	0.7	0.1	0	2	2.1	2.3

G Nuñez

Pun/Min	Match	Min	FG	2pts	3pts	FT	OREB	DREB	REB	AST	PF	TO	STL	BLK	+/-	EFF	Pts
0,25	vs ITAGroup Phase	8	1/1100%	1/1100%	0/00%	0/10%	0	0	0	2	2	0	1	0	4	4	2
0,16	vs TURGroup Phase	19	1/616.7%	1/520%	0/10%	1/250%	1	4	5	2	0	3	1	1	9	3	3
0,23	vs POLGroup Phase	13	1/520%	0/20%	1/333.3%	0/00%	1	1	2	3	1	2	0	0	6	2	3
0,00	vs BELRound of 16	9	0/10%	0/10%	0/00%	0/00%	1	2	3	1	0	2	0	0	0	1	0
	vs FINQuarter-Finals																
0,00	vs FRASemi-Finals	1	0/00%	0/00%	0/00%	0/00%	0	0	0	0	0	0	0	0	0	0	0
	vs LTUFinal																
		Min	FG	2pts	3pts	FT	O	D	Tot	As	PF	To	St	BS	+/-	Ef	Pts
0,16	Accumulated	50	3/1323.1%	2/922.2%	1/425%	1/333.3%	3	7	10	8	3	7	2	1	19	10	8
	Average	10.0	0.6/2.623.1%	0.4/1.822.2%	0.2/0.825%	0.2/0.633.3%	0.6	1.4	2	1.6	0.6	1.4	0.4	0.2	3.8	2	1.6



FIBA U18 Women's European Championship

Hellas 2022

Spain



FIBA U18 Women's European Championship

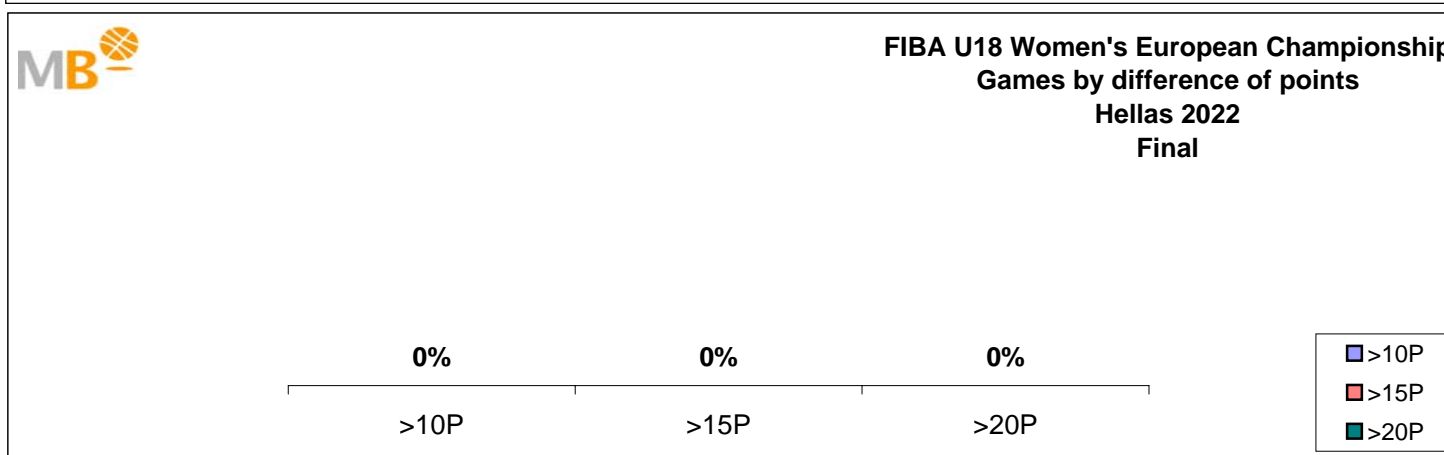
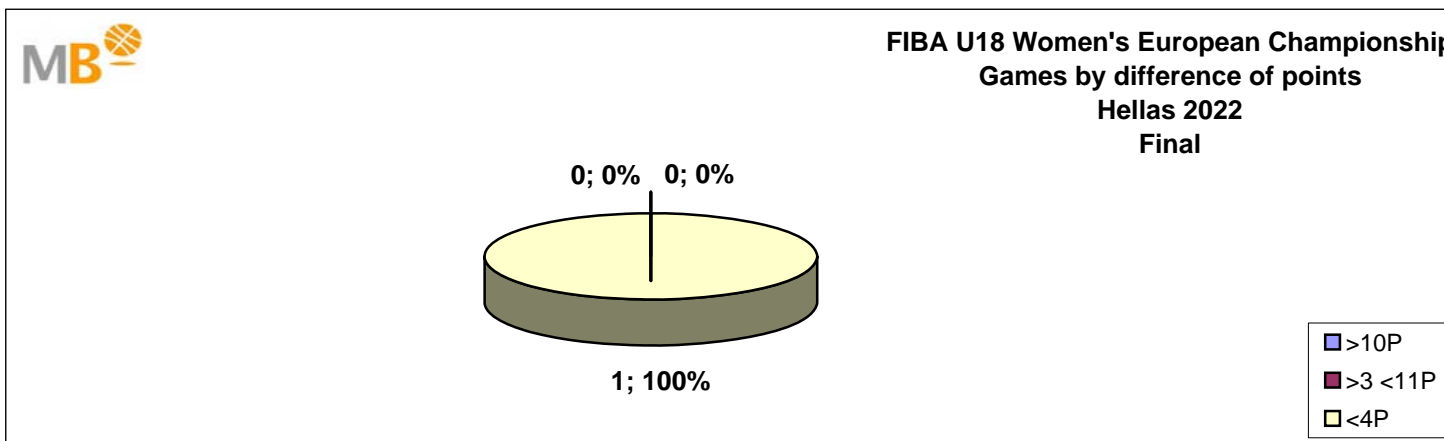
Hellas 2022



Date	Final	Score	Date	3 ^a -4 ^a Place	Score
14-ago	Spain-Lithuania	75-78	14-ago	France-Germany	75-46
Date	5 ^a -6 ^a Place	Score	Date	7 ^a -8 ^a Place	Score
14-ago	Italy-Czech Republic	86-79	14-ago	Finland-Poland	71-57
Date	9 ^a -10 ^a Place	Score	Date	11 ^a -12 ^a Place	Score
14-ago	Latvia-Turkey	69-35	14-ago	Belgium-Hungary	56-63
Date	13 ^a -14 ^a Place	Score	Date	15 ^a -16 ^a Place	Score
14-ago	Israel-Greece	72-55	14-ago	Sweden-Bosnia and Herzeg.	94-42
Date	Semi-finals	Score	Date	5 ^a -8 ^a Place	Score
13-ago	Spain-France	54-36	13-ago	Finland-Italy	61-75
13-ago	Lithuania-Germany	64-52	13-ago	Czech Republic-Poland	82-57
Date	9 ^a -12 ^a Place	Score	Date	13 ^a -16 ^a Place	Score
13-ago	Belgium-Latvia	67-69	13-ago	Israel-Sweden	78-71
13-ago	Turkey-Hungary	59-52	13-ago	BIH-Greece	39-50
Date	Quarter-Finals	Score	Date	9 ^a -16 ^a Place	Score
11-ago	Spain-Finland	63-52	11-ago	Belgium-Israel	62-58
11-ago	Italy-France	48-71	11-ago	Latvia-Sweden	91-53
11-ago	Poland-Germany	43-53	11-ago	Greece-Hungary	45-57
11-ago	Czech Republic-Lithuania	81-87	11-ago	Turkey-BIH	80-35
Date	Round of 16	Score	Date	Round of 16	Score
10-ago	Spain-Belgium	50-43	10-ago	Turkey-Czech Republic	53-83
10-ago	France-Sweden	94-57	10-ago	Greece-Poland	46-69
10-ago	Latvia-Italy	64-74	10-ago	Lithuania-BIH	84-40
10-ago	Finland-Israel	71-61	10-ago	Germany-Hungary	56-55

Date		GROUP A	Score	Date		GROUP B	Score	Date		GROUP C	Score	Date		GROUP D	Score
6-ago	Italy-Spain		71-72	6-ago	Greece-Latvia		75-64	6-ago	Finland-Lithuania		70-61	6-ago	Israel-BIH		87-54
6-ago	Turkey-Poland		52-44	6-ago	Belgium-Czech Republic		58-63	6-ago	Sweden-Hungary		67-77	6-ago	Germany-France		42-59
7-ago	Poland-Italy		66-76	7-ago	Czech Republic-Greece		67-71	7-ago	Lithuania-Sweden		69-36	7-ago	BIH-Germany		36-76
7-ago	Spain-Turkey		56-40	7-ago	Latvia-Belgium		66-55	7-ago	Hungary-Finland		79-70	7-ago	France-Israel		69-40
8-ago	Spain-Poland		65-37	8-ago	Greece-Belgium		35-60	8-ago	Finland-Sweden		76-55	8-ago	France-BIH		110-28
8-ago	Turkey-Italy		63-60	8-ago	Czech Republic-Latvia		62-69	8-ago	Hungary-Lithuania		56-72	8-ago	Israel-Germany		58-84

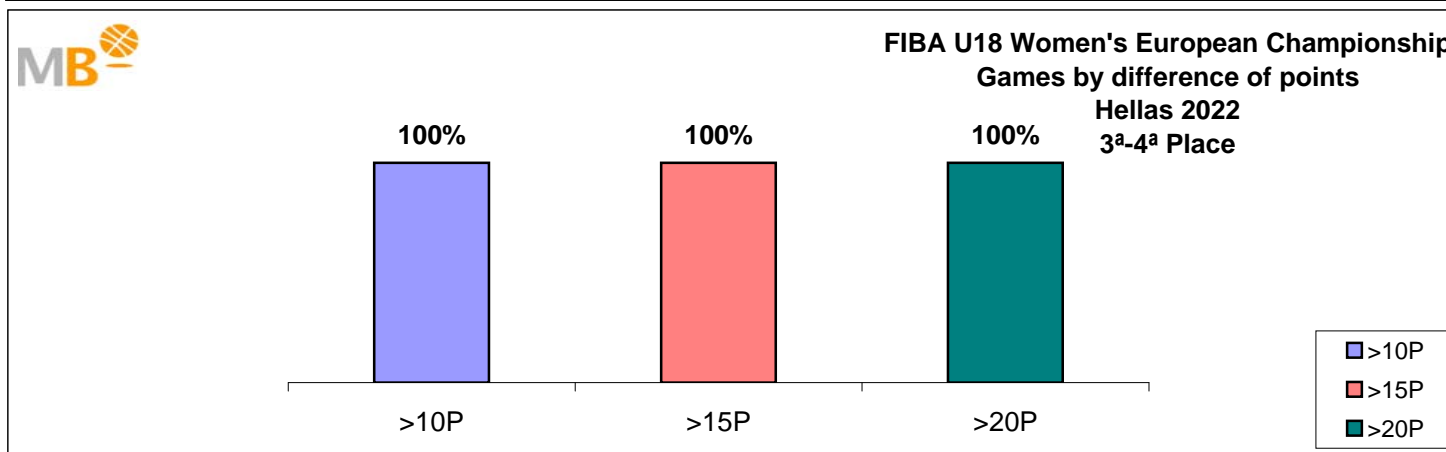
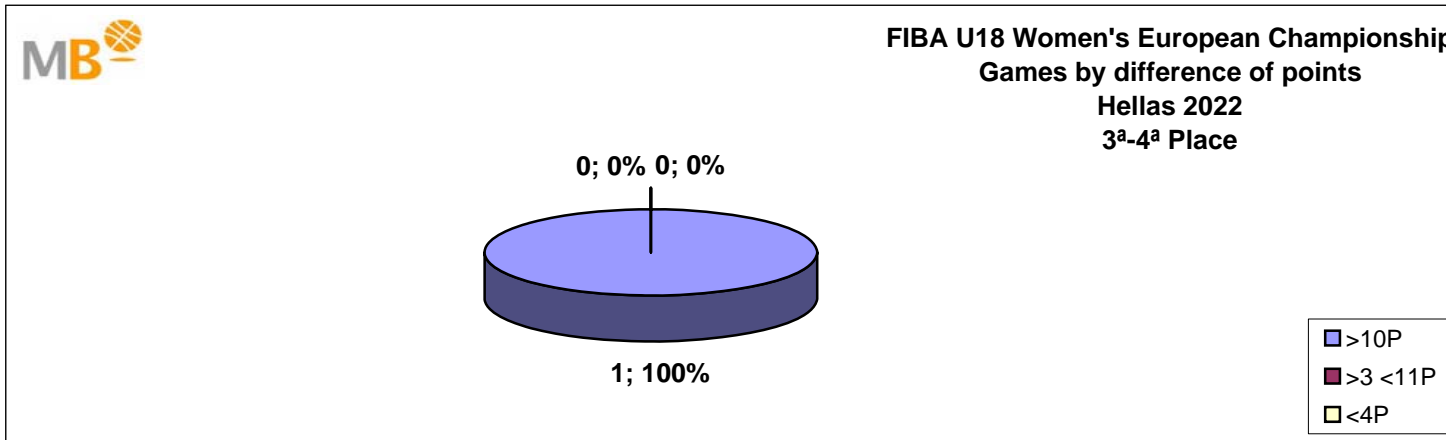
FIBA U18 Women's European Championship Hellas 2022 Final



- >10P Games finished with a difference of more than 10 points
- >15P Games finished with a difference of more than 15 points
- >20P Games finished with a difference of more than 20 points
- >3<11P Games finished with a difference between 4 and 10 points
- <4P Games finished with a difference of less than 4 points

Games: 1
14-Aug-22

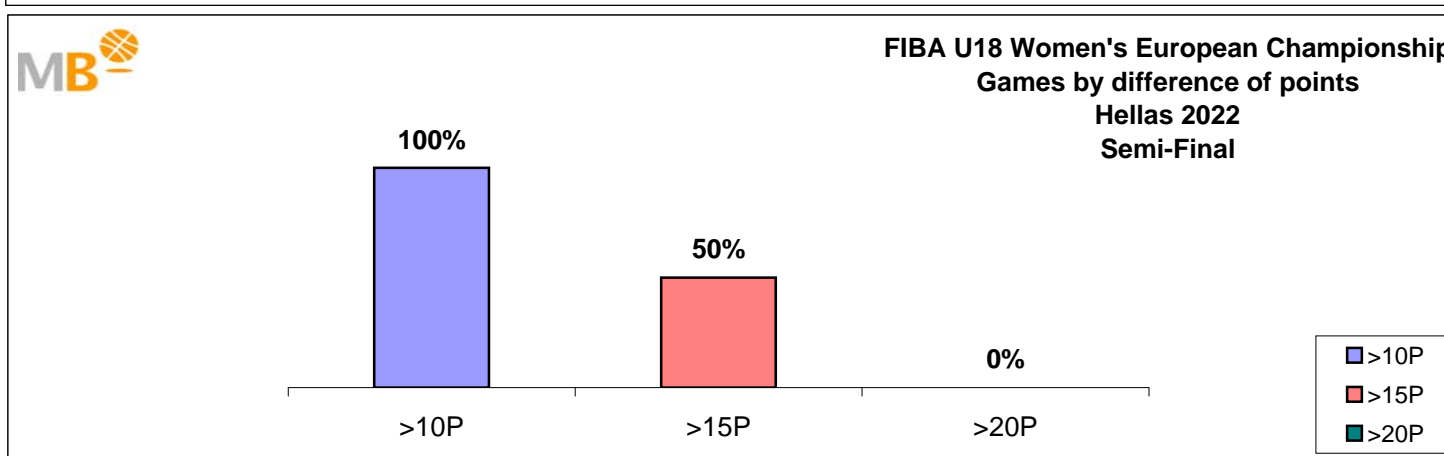
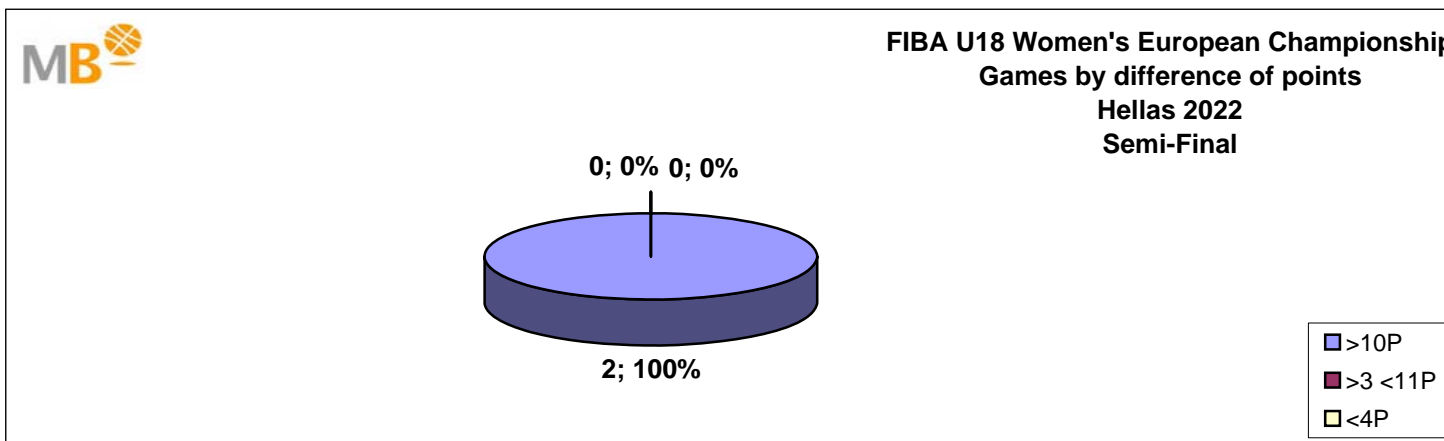
FIBA U18 Women's European Championship Hellas 2022 3^a-4^a Place



- >10P Games finished with a difference of more than 10 points
- >15P Games finished with a difference of more than 15 points
- >20P Games finished with a difference of more than 20 points
- >3<11P Games finished with a difference between 4 and 10 points
- <4P Games finished with a difference of less than 4 points

Games: 1
14-Aug-22

FIBA U18 Women's European Championship Hellas 2022 Semi-Final

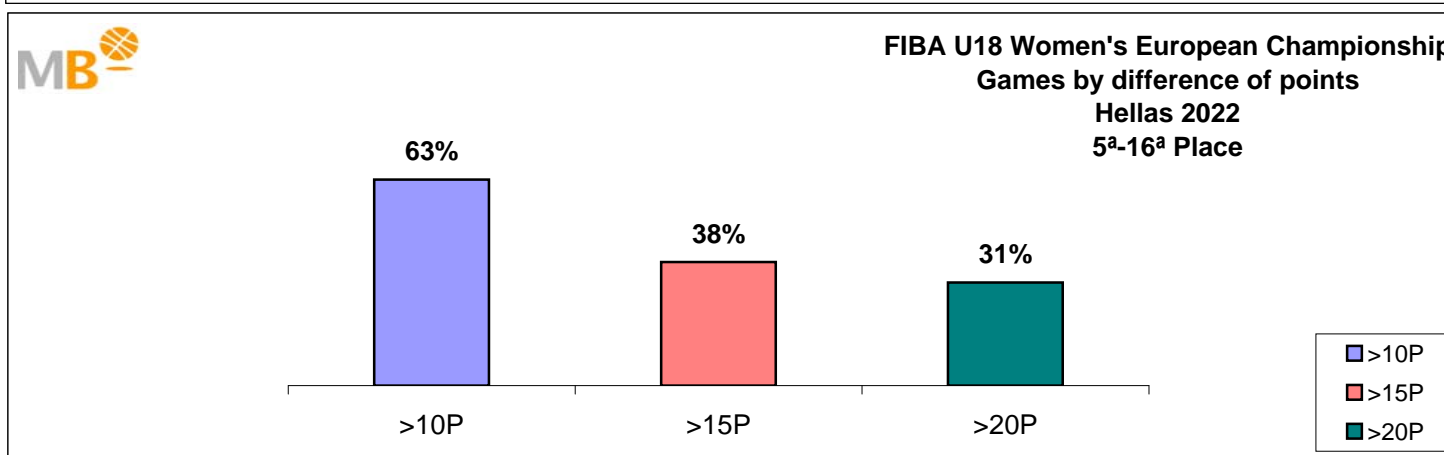
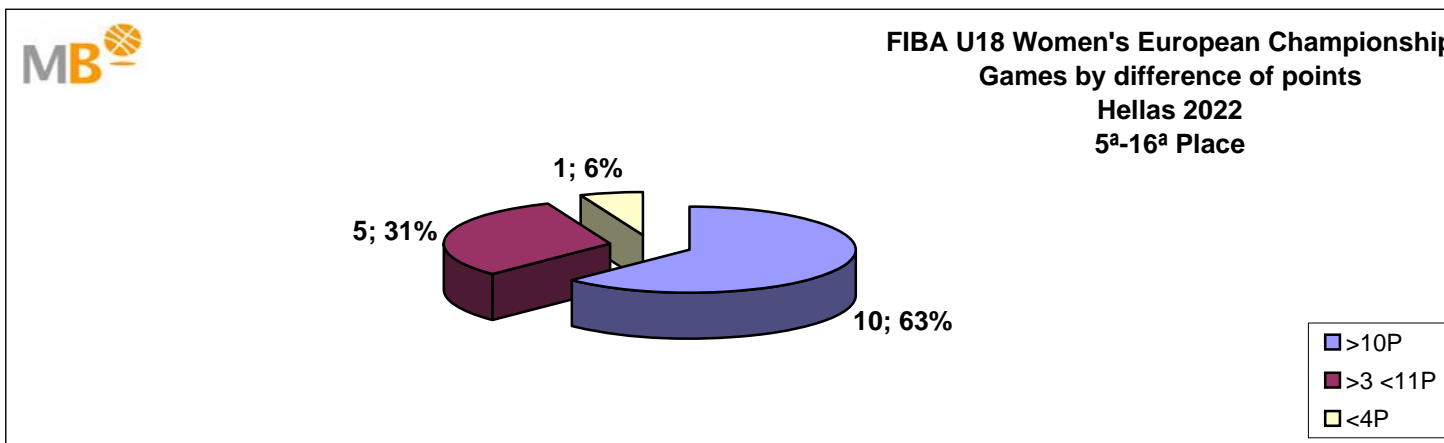


>10P	Games finished with a difference of more than 10 points
>15P	Games finished with a difference of more than 15 points
>20P	Games finished with a difference of more than 20 points
>3<11P	Games finished with a difference between 4 and 10 points
<4P	Games finished with a difference of less than 4 points

Games: 2

13-Aug-22

FIBA U18 Women's European Championship Hellas 2022 5^a-16^a Place

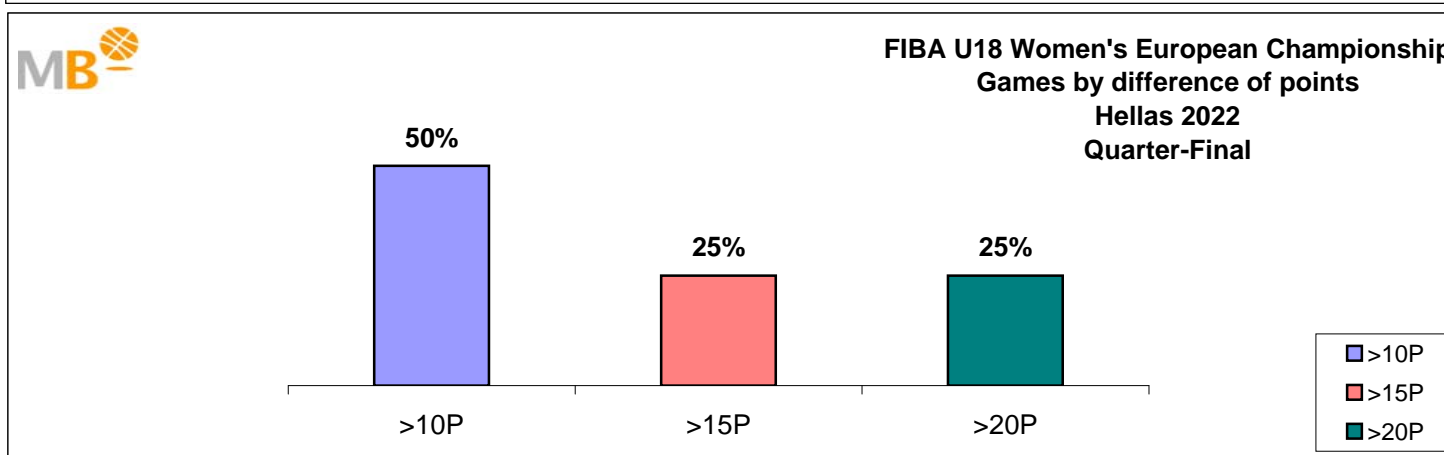
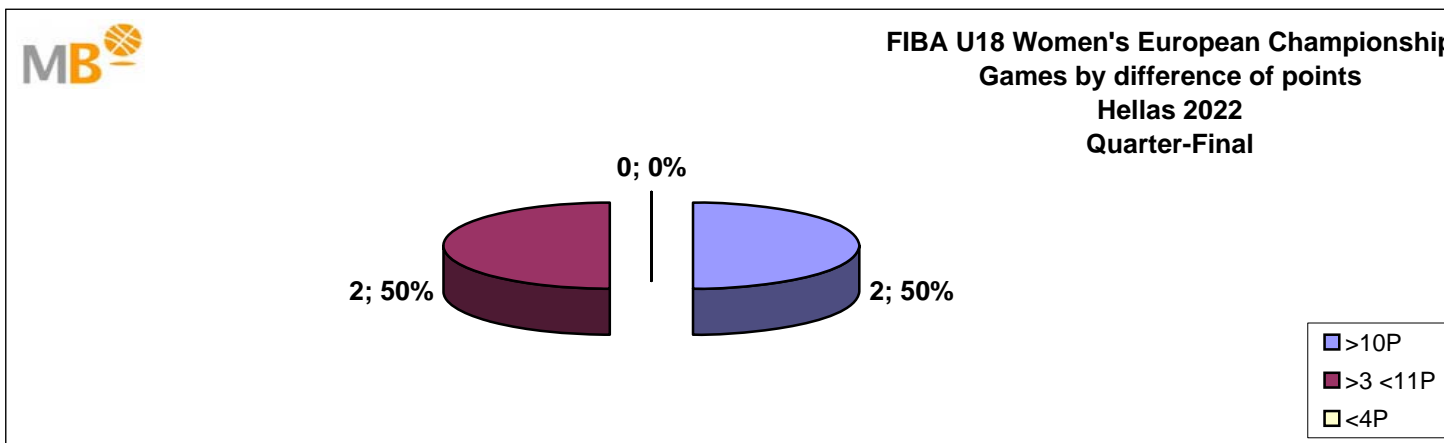


- >10P Games finished with a difference of more than 10 points
- >15P Games finished with a difference of more than 15 points
- >20P Games finished with a difference of more than 20 points
- >3<11P Games finished with a difference between 4 and 10 points
- <4P Games finished with a difference of less than 4 points

Games: 16

14-Aug-22

FIBA U18 Women's European Championship Hellas 2022 Quarter-Final

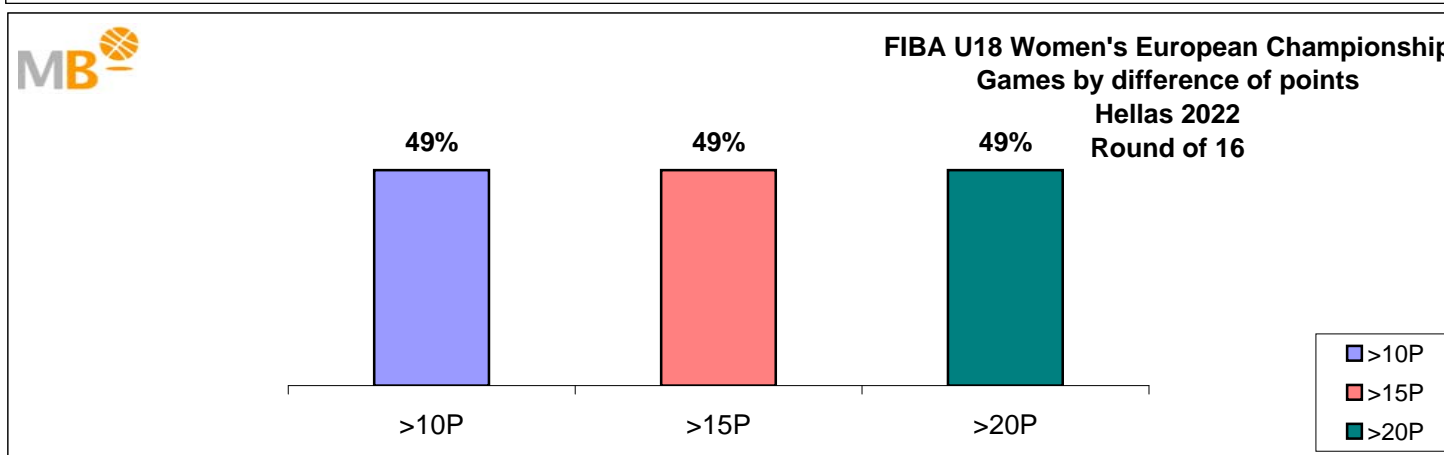
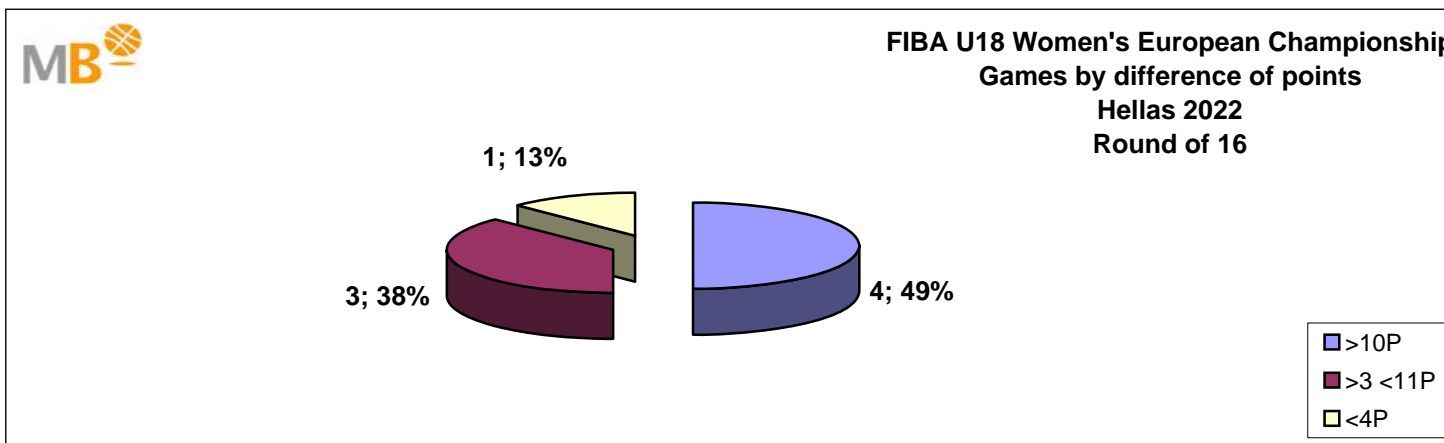


- >10P Games finished with a difference of more than 10 points
- >15P Games finished with a difference of more than 15 points
- >20P Games finished with a difference of more than 20 points
- >3<11P Games finished with a difference between 4 and 10 points
- <4P Games finished with a difference of less than 4 points

Games: 4

11-Aug-22

FIBA U18 Women's European Championship Hellas 2022 Round of 16

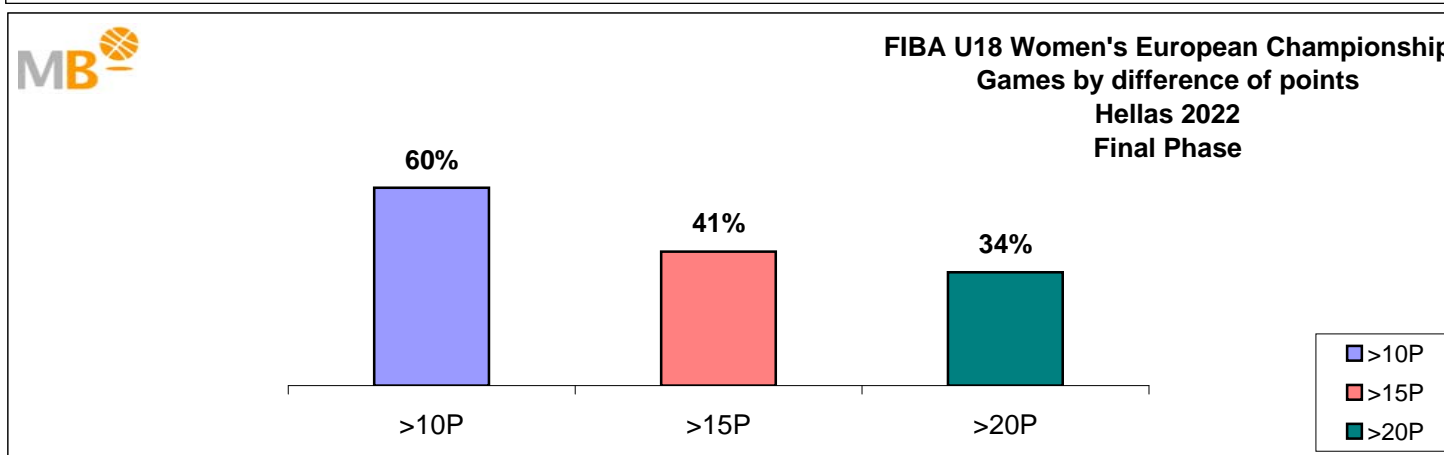
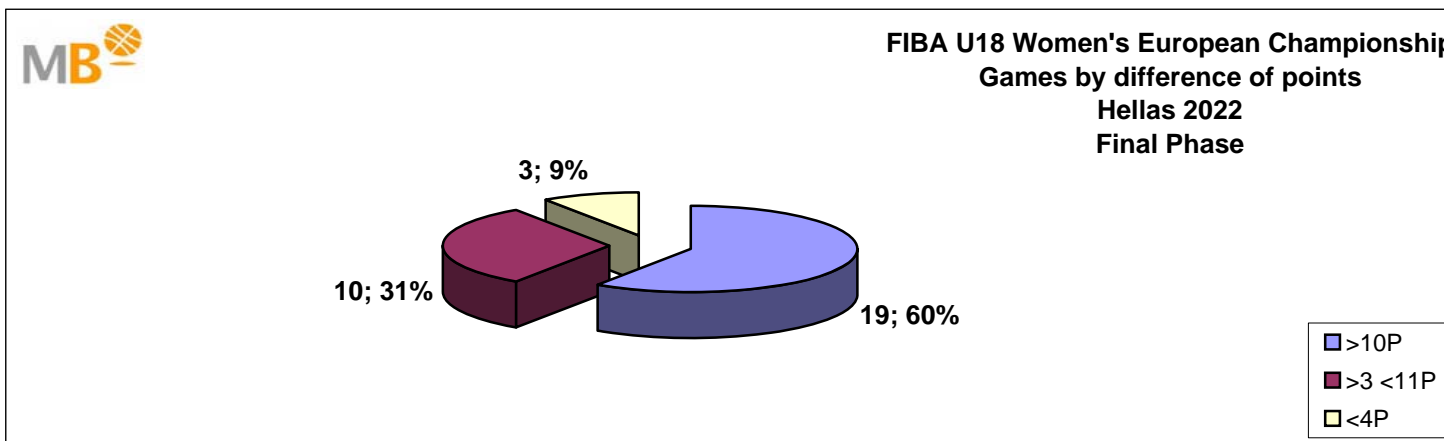


- >10P Games finished with a difference of more than 10 points
- >15P Games finished with a difference of more than 15 points
- >20P Games finished with a difference of more than 20 points
- >3<11P Games finished with a difference between 4 and 10 points
- <4P Games finished with a difference of less than 4 points

Games: 8

10-Aug-22

FIBA U18 Women's European Championship Hellas 2022 Final Phase

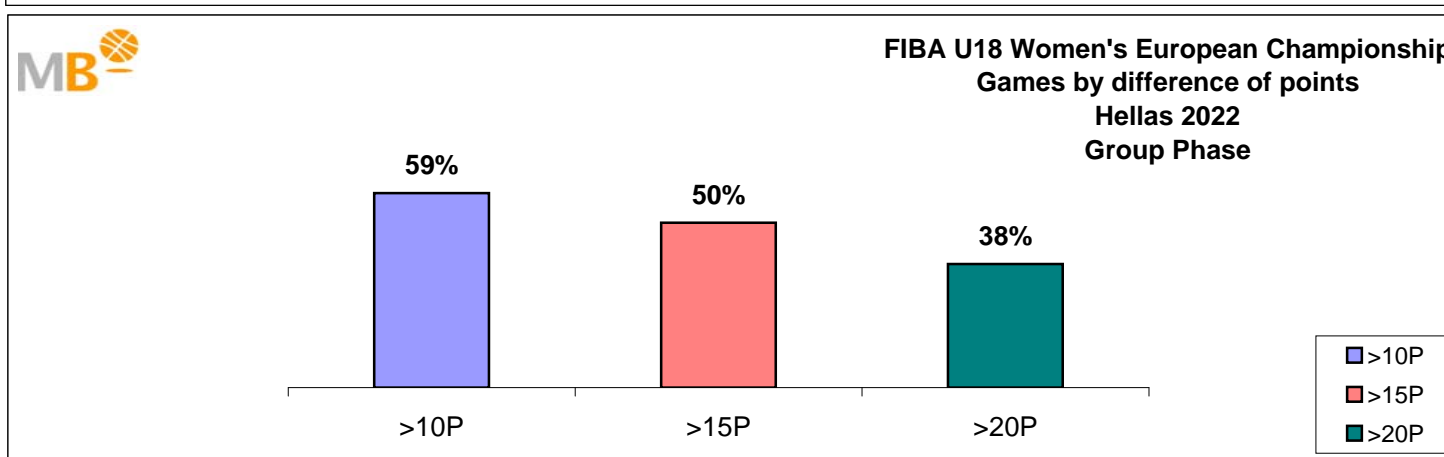
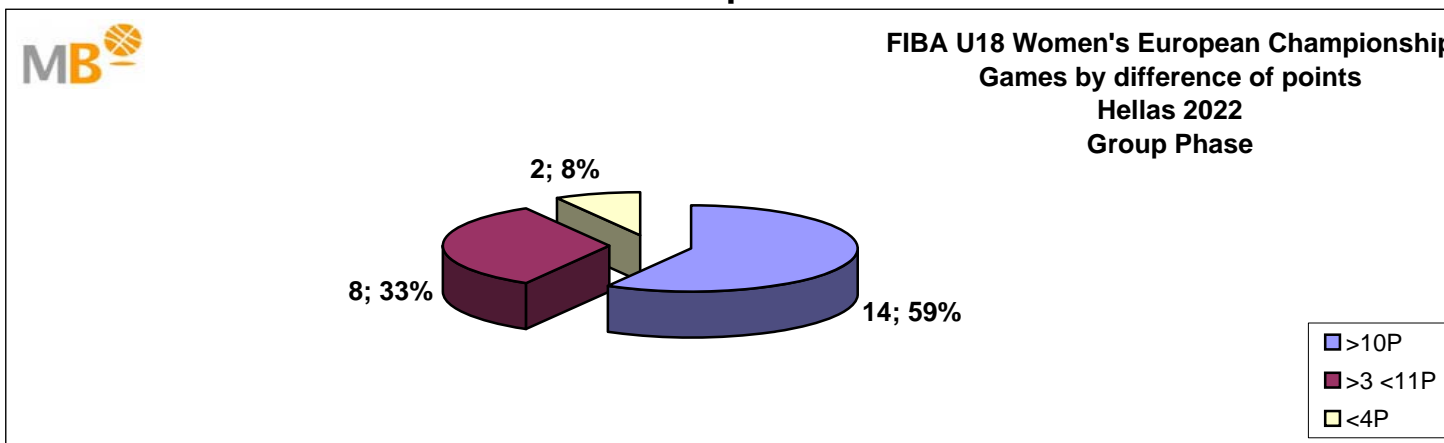


- >10P Games finished with a difference of more than 10 points
- >15P Games finished with a difference of more than 15 points
- >20P Games finished with a difference of more than 20 points
- >3<11P Games finished with a difference between 4 and 10 points
- <4P Games finished with a difference of less than 4 points

Games: 32

14-Aug-22

FIBA U18 Women's European Championship Hellas 2022 Group Phase



- >10P Games finished with a difference of more than 10 points
- >15P Games finished with a difference of more than 15 points
- >20P Games finished with a difference of more than 20 points
- >3<11P Games finished with a difference between 4 and 10 points
- <4P Games finished with a difference of less than 4 points

Games: 24

08-Aug-22

FIBA U18 Women's European Championship

Hellas 2022



Group Phase

Group A

6/6 games played

#	Team	GAMES				STREAK	GAME POINTS					POINTS
		P	W	L	%	Last 5	For	Agt	+/-	FA	AA	
1	Spain	3	3	0	100	11110	193	148	45	64.3	49.3	6
2	Turkey	3	2	1	66.7	10110	155	160	-5	51.7	53.3	5
3	Italy	3	1	2	33.3	01011	207	201	6	69	67	4
4	Poland	3	0	3	0	01000	147	193	-46	49	64.3	3

[SHOW GAMES](#)

Group B

6/6 games played

#	Team	GAMES				STREAK	GAME POINTS					POINTS
		P	W	L	%	Last 5	For	Agt	+/-	FA	AA	
1	Greece	3	2	1	66.7	00010	181	191	-10	60.3	63.7	5
2	Latvia	3	2	1	66.7	10111	199	192	7	66.3	64	5
3	Czech Republic	3	1	2	33.3	01010	192	198	-6	64	66	4
4	Belgium	3	1	2	33.3	01100	173	164	9	57.7	54.7	4

[SHOW GAMES](#)

Group C

6/6 games played

#	Team	GAMES				STREAK	GAME POINTS					POINTS
		P	W	L	%	Last 5	For	Agt	+/-	FA	AA	
1	Lithuania	3	2	1	66.7	11111	202	162	40	67.3	54	5
2	Finland	3	2	1	66.7	11001	216	195	21	72	65	5
3	Hungary	3	2	1	66.7	00101	212	209	3	70.7	69.7	5
4	Sweden	3	0	3	0	00001	158	222	-64	52.7	74	3

[SHOW GAMES](#)

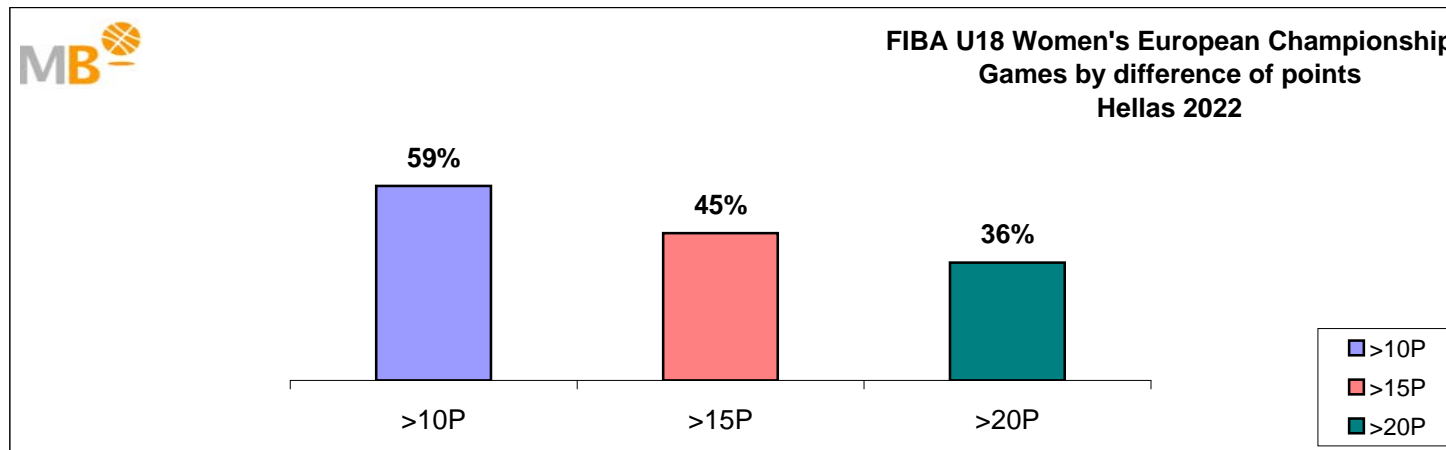
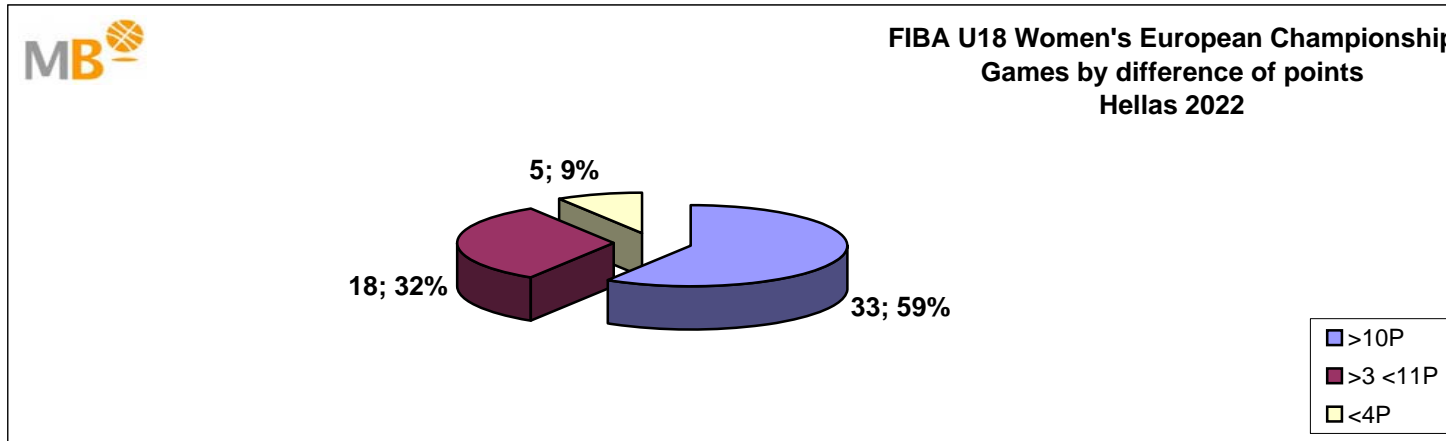
Group D

6/6 games played

#	Team	GAMES				STREAK	GAME POINTS					POINTS
		P	W	L	%	Last 5	For	Agt	+/-	FA	AA	
1	France	3	3	0	100	11101	238	110	128	79.3	36.7	6
2	Germany	3	2	1	66.7	11110	202	153	49	67.3	51	5
3	Israel	3	1	2	33.3	00011	185	207	-22	61.7	69	4
4	BIH	3	0	3	0	00000	118	273	-155	39.3	91	3

[SHOW GAMES](#)

FIBA U18 Women's European Championship Hellas 2022



- >10P Games finished with a difference of more than 10 points
- >15P Games finished with a difference of more than 15 points
- >20P Games finished with a difference of more than 20 points
- >3<11P Games finished with a difference between 4 and 10 points
- <4P Games finished with a difference of less than 4 points

Games: 56

14-Aug-22