

FIBA U19 World Championship

Cairo 2017

España



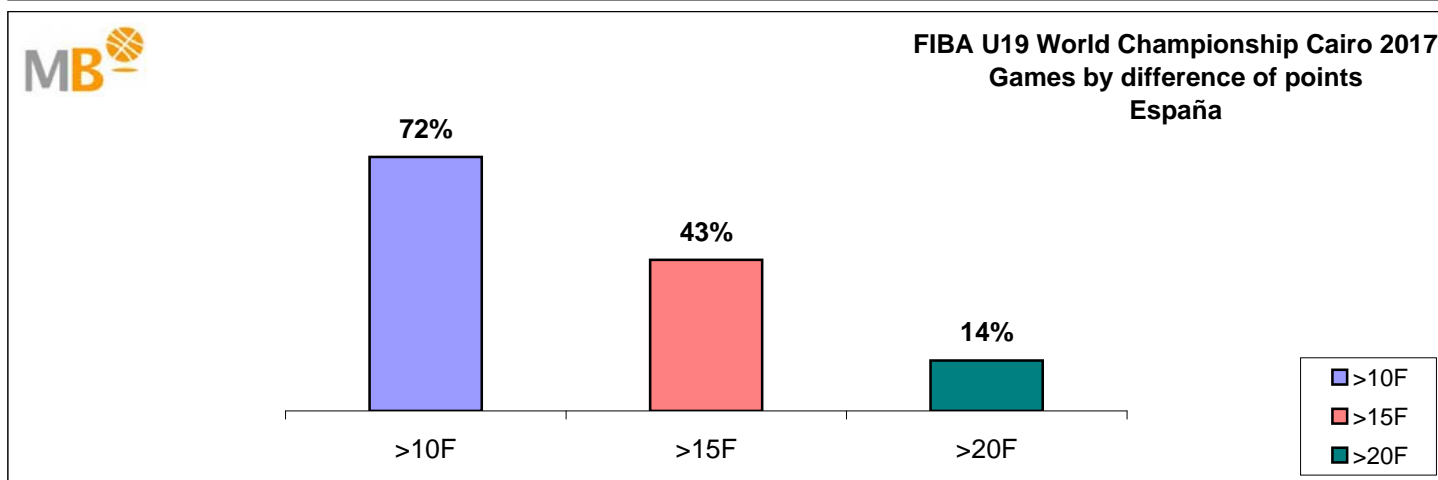
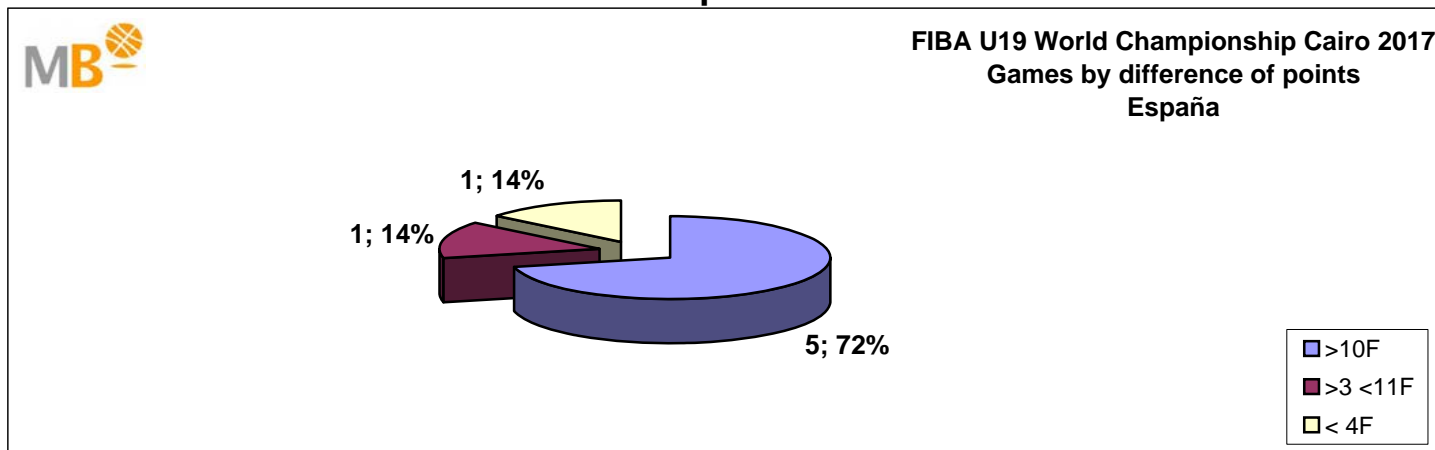
News

TOTALES

Points/Minute		40'	40'		40'	40'		
E. Vila	0,45	18	I. Rosa	0,53	21	M. Esteban	0,24	10
A. Font	0,47	19	P. Figueras Lopez	0,21	8	A. Sanz Barrio	0,34	14
P. Molins	0,44	18	B. Vanaclocha	0,36	14	V. Moreno	0,22	9
J. Tomaic	0,31	12	O. Ehigitor	0,31	12	I. Ballespin	0,06	2
Rebounds/Minute		40'	40'		40'	40'		
E. Vila	0,38	15	I. Rosa	0,20	8	M. Esteban	0,07	3
A. Font	0,16	6	P. Figueras Lopez	0,06	3	A. Sanz Barrio	0,19	8
P. Molins	0,12	5	B. Vanaclocha	0,27	11	V. Moreno	0,15	6
J. Tomaic	0,24	9	O. Ehigitor	0,19	8	I. Ballespin	0,17	7
Assists/Minute		40'	40'		40'	40'		
E. Vila	0,09	4	I. Rosa	0,05	2	M. Esteban	0,03	1
A. Font	0,05	2	P. Figueras Lopez	0,23	9	A. Sanz Barrio	0,16	6
P. Molins	0,12	5	B. Vanaclocha	0,00	0	V. Moreno	0,07	3
J. Tomaic	0,06	2	O. Ehigitor	0,01	0	I. Ballespin	0,06	2
Efe/Minute		40'	40'		40'	40'		
E. Vila	0,55	22	I. Rosa	0,43	17	M. Esteban	0,12	5
A. Font	0,41	16	P. Figueras Lopez	0,31	12	A. Sanz Barrio	0,58	23
P. Molins	0,38	15	B. Vanaclocha	0,44	17	V. Moreno	0,10	4
J. Tomaic	0,39	15	O. Ehigitor	0,22	9	I. Ballespin	0,25	10

FIBA U19 World Championship Cairo 2017

España



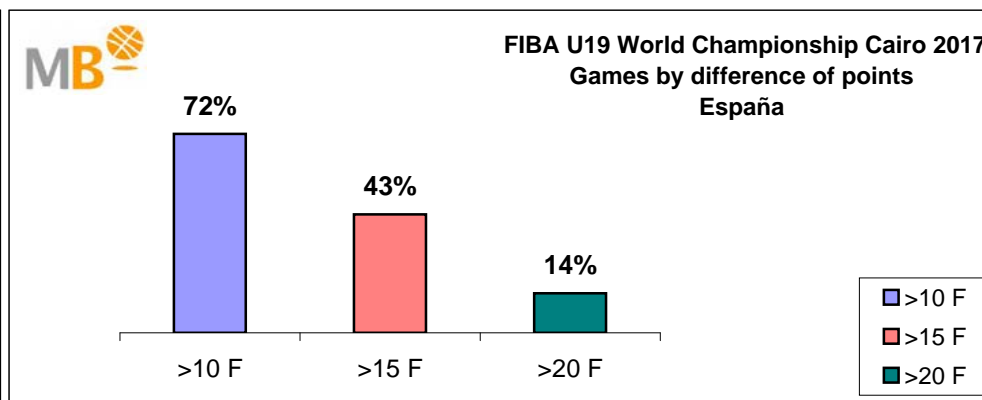
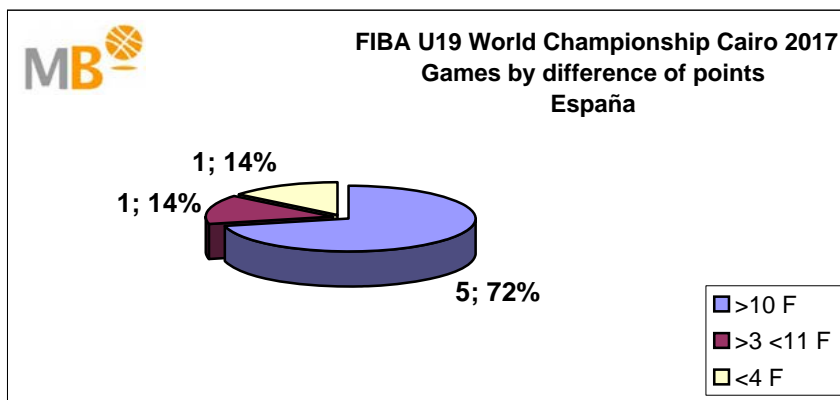
- >10 F Games finished with a difference of more than 10 points
- >15 F Games finished with a difference of more than 15 points
- >20 F Games finished with a difference of more than 20 points
- >3<11 F Games finished with a difference between 4 and 10 points
- <4 F Games finished with a difference of less than 4 points

Games: 7
09-Jul-17

FIBA U19 World Championship Cairo 2017



Games	Score	1Q	2Q	3Q	4Q	O	O	T	T	E2ºQ	E3ºQ	>10 2º	>10 3º	>10 F	>3 <11 F	<4 F				
1 Japón-España	67-78	16	15	17	20	17	21	17	22	67	78	33	35	50	56	0	0	1	0	0
2 España-Canadá	78-73	22	18	17	15	18	20	21	20	78	73	39	33	57	53	0	0	0	1	0
3 España-Mali	62-43	17	7	13	15	11	14	21	7	62	43	30	22	41	36	0	0	1	0	0
4 España-Irán	70-50	17	10	15	13	16	22	22	5	70	50	32	23	48	45	0	0	1	0	0
5 Argentina-España	58-70	13	18	17	15	10	15	18	22	58	70	30	33	40	48	0	0	1	0	0
6 España-Italia	63-66	22	9	8	20	16	16	17	21	63	66	30	29	46	45	0	0	0	0	1
7 Estados Unidos-España	96-72	25	8	24	22	19	15	28	27	96	72	49	30	68	45	1	1	1	0	0
												1	1	5	1	1				



- >10 F** Games finished with a difference of more than 10 points
- >15 F** Games finished with a difference of more than 15 points
- >20 F** Games finished with a difference of more than 20 points
- >3 <11 F** Games finished with a difference between 4 and 10 points
- <4 F** Games finished with a difference of less than 4 points



FIBA U19 World Championship Cairo 2017

STATISTICS



España

TOTAL

#	Players	G	Min	Shots				Rebounds										
				FG	2pts	3pts	FT	O	D	Tot	As	PF	To	St	BS	+/-	Ef	Pts
7	<u>E. Vila</u>	7	201	33/8737.9%	29/6445.3%	4/2317.4%	21/3855.3%	18	58	76	19	17	12	4	3	37	110	91
8	<u>A. Font</u>	7	171	26/6341.3%	12/2352.2%	14/4035%	15/1693.8%	6	21	27	9	19	14	4	1	45	70	81
14	<u>P. Molins</u>	7	142	25/5149%	19/4047.5%	6/1154.5%	7/1353.8%	6	11	17	17	22	21	9	1	11	54	63
13	<u>J. Tomaic</u>	7	148	16/4436.4%	14/3243.8%	2/1216.7%	12/1770.6%	8	27	35	9	26	10	6	4	16	57	46
15	<u>I. Rosa</u>	7	81	15/3938.5%	7/1741.2%	8/2236.4%	5/1050%	6	10	16	4	13	1	1	1	1	35	43
4	<u>P. Figueras Lopez</u>	7	175	14/4233.3%	10/2934.5%	4/1330.8%	5/771.4%	1	10	11	40	16	16	12	0	41	54	37
18	<u>B. Vanaclocha</u>	7	103	16/2759.3%	16/2759.3%	0/0-%	5/771.4%	9	19	28	0	23	9	1	1	25	45	37
12	<u>O. Ehigitor</u>	7	106	13/2944.8%	13/2944.8%	0/0-%	7/1741.2%	15	5	20	1	18	15	4	6	-3	23	33
9	<u>M. Esteban</u>	7	117	9/2931%	4/757.1%	5/2222.7%	5/862.5%	1	7	8	4	10	6	3	0	-12	14	28
5	<u>A. Sanz Barrio</u>	7	64	9/1560%	8/1361.5%	1/250%	3/475%	0	12	12	10	4	3	3	0	18	37	22
10	<u>V. Moreno</u>	6	41	3/1421.4%	1/425%	2/1020%	1/1100%	0	6	6	3	0	4	1	0	7	4	9
11	<u>I. Ballespin</u>	5	52	1/425%	1/250%	0/20%	1/250%	2	7	9	3	4	1	2	1	14	13	3
<i>Equipo/Entrenadores</i>								16	18	34	0	6	2	0	0	0	0.0	
TOTALES			1400	180/44440.5%	134/28746.7%	46/15729.3%	87/14062.1%	88	211	299	119	178	114	50	18	200	516.0	493

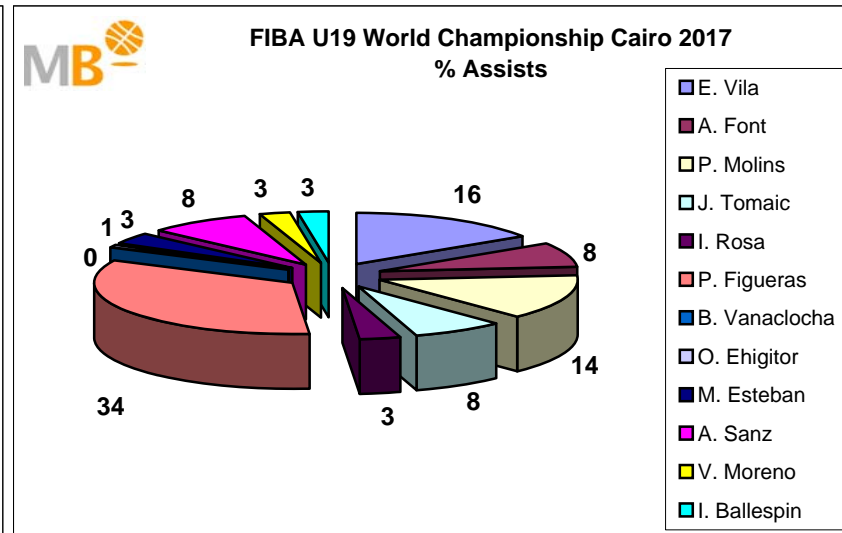
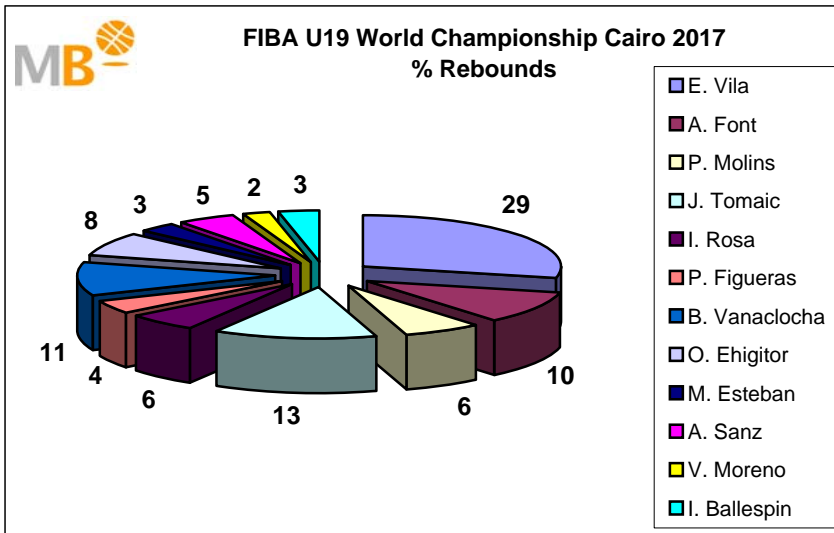
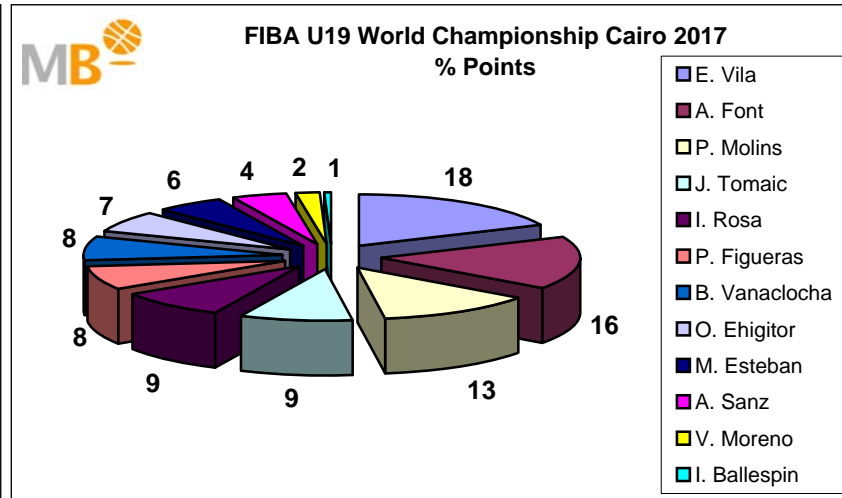
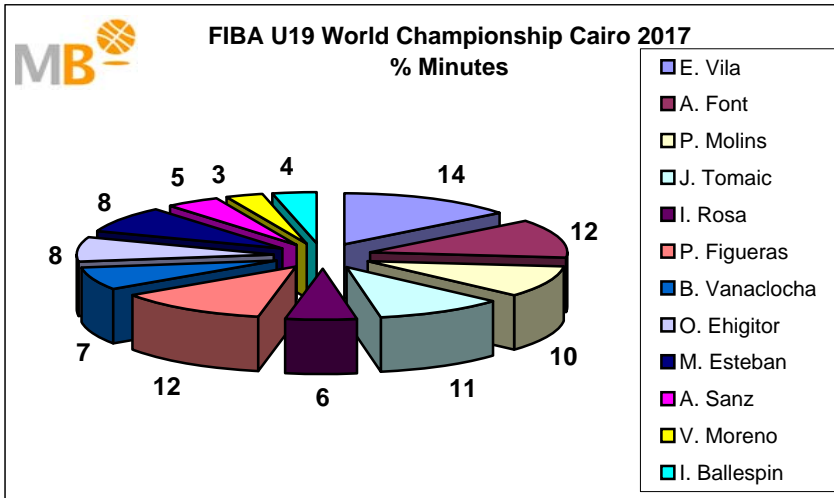
AVERAGE

#	Players	G	Min	Shots				Rebounds										
				FG	2pts	3pts	FT	O	D	Tot	As	PF	To	St	BS	+/-	Ef	Pts
7	<u>E. Vila</u>	7	28.7	4.7/12.437.9%	4.1/9.145.3%	0.6/3.317.4%	3.0/5.455.3%	2.6	8.3	10.9	2.7	2.4	1.7	0.6	0.4	5.3	15.7	13
8	<u>A. Font</u>	7	24.4	3.7/9.041.3%	1.7/3.352.2%	2.0/5.735%	2.1/2.393.8%	0.9	3.0	3.9	1.3	2.7	2.0	0.6	0.1	6.4	10.0	11,6
14	<u>P. Molins</u>	7	20.2	3.6/7.349%	2.7/5.747.5%	0.9/1.654.5%	1.0/1.953.8%	0.9	1.6	2.4	2.4	3.1	3.0	1.3	0.1	1.6	7.7	9
13	<u>J. Tomaic</u>	7	21.1	2.3/6.336.4%	2.0/4.643.8%	0.3/1.716.7%	1.7/2.470.6%	1.1	3.9	5.0	1.3	3.7	1.4	0.9	0.6	2.3	8.1	6,6
15	<u>I. Rosa</u>	7	11.6	2.1/5.638.5%	1.0/2.441.2%	1.1/3.136.4%	0.7/1.450%	0.9	1.4	2.3	0.6	1.9	0.1	0.1	0.1	0.1	5.0	6,1
4	<u>P. Figueras Lopez</u>	7	24.9	2.0/6.033.3%	1.4/4.134.5%	0.6/1.930.8%	0.7/1.071.4%	0.1	1.4	1.6	5.7	2.3	2.3	1.7	0.0	5.9	7.7	5,3
18	<u>B. Vanaclocha</u>	7	14.7	2.3/3.959.3%	2.3/3.959.3%	0.0/0.0-%	0.7/1.071.4%	1.3	2.7	4.0	0.0	3.3	1.3	0.1	0.1	3.6	6.4	5,3
12	<u>O. Ehigitor</u>	7	15.2	1.9/4.144.8%	1.9/4.144.8%	0.0/0.0-%	1.0/2.441.2%	2.1	0.7	2.9	0.1	2.6	2.1	0.6	0.9	-0.4	3.3	4,7
9	<u>M. Esteban</u>	7	16.7	1.3/4.131%	0.6/1.057.1%	0.7/3.122.7%	0.7/1.162.5%	0.1	1.0	1.1	0.6	1.4	0.9	0.4	0.0	-1.7	2.0	4
5	<u>A. Sanz Barrio</u>	7	9.1	1.3/2.160%	1.1/1.961.5%	0.1/0.350%	0.4/0.675%	0.0	1.7	1.7	1.4	0.6	0.4	0.4	0.0	2.6	5.3	3,1
10	<u>V. Moreno</u>	6	6.8	0.5/2.321.4%	0.2/0.725%	0.3/1.720%	0.2/0.2100%	0.0	1.0	1.0	0.5	0.0	0.7	0.2	0.0	1.2	0.7	1,5
11	<u>I. Ballespin</u>	5	10.4	0.2/0.825%	0.2/0.450%	0.0/0.40%	0.2/0.450%	0.4	1.4	1.8	0.6	0.8	0.2	0.4	0.2	2.8	2.6	0,6
<i>Equipo/Entrenadores</i>								2.3	2.6	4.9	0.0	0.9	0.3	0.0	0.0	0.0	0.0	
TOTALES			200.0	25.7/63.440.5%	19.1/41.046.7%	6.6/22.429.3%	12.4/20.062.1%	12.6	30.1	42.7	17.0	25.4	16.3	7.1	2.6	28.6	73.7	70,4

FIBA U19 World Championship Cairo 2017

España

Aportaciones



FIBA U19 World Championship Cairo 2017

Estados Unidos-España (96-72)



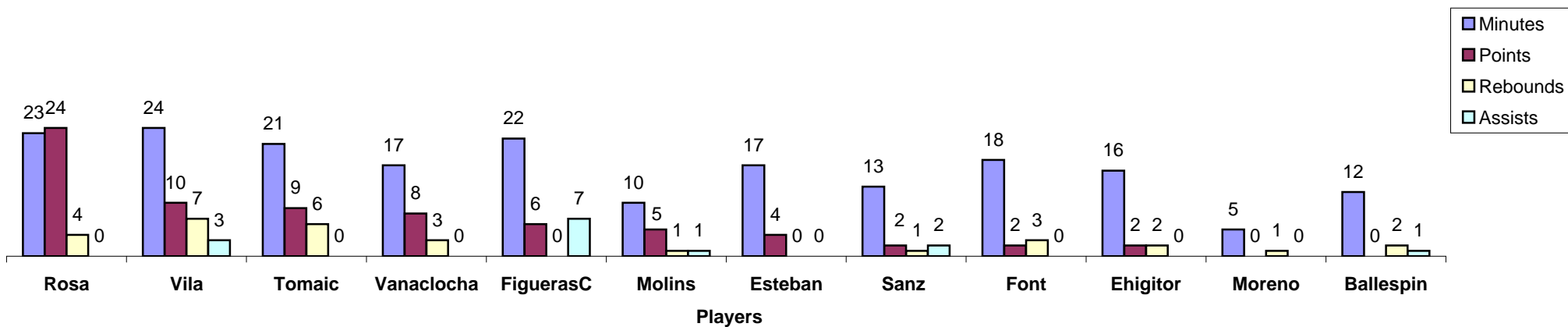
Final
España

#	Players	MIN	PTS	Shots				Rebounds				PF	TO	STL	BLK	+/-	EF
				FG	2PTS	3PTS	FT	OREB	DREB	REB	AST						
15	<u>I. Rosa</u>	23:21	24	9/19 47.4%	4/9 44.4%	5/10 50%	1/3 33.3%	3	1	4	0	5	0	1	0	2	2
7	* <u>E. Vila</u>	24:04:00	10	4/12 33.3%	2/8 25%	2/4 50%	0/3 0%	1	6	7	3	4	2	1	0	-16	8
13	* <u>J. Tomaic</u>	22:40	9	4/12 33.3%	4/9 44.4%	0/3 0%	1/2 50%	4	2	6	0	1	2	3	1	-24	8
18	<u>B. Vanaclocha</u>	17:03	8	4/4 100%	4/4 100%	0/0 0%	0/0 0%	2	1	3	0	3	1	0	0	-3	10
4	* <u>P. Figueras Lopez C</u>	21:36	6	3/6 50%	3/6 50%	0/0 0%	0/0 0%	0	0	0	7	2	1	3	0	-8	12
14	<u>P. Molins</u>	10:05	5	2/8 25%	1/6 16.7%	1/2 50%	0/2 0%	1	0	1	1	4	1	1	0	-17	-1
9	<u>M. Esteban</u>	16:51	4	1/6 16.7%	0/0 0%	1/6 16.7%	1/2 50%	0	0	0	0	2	1	0	0	-4	-3
5	<u>A. Sanz Barrio</u>	13:20	2	1/2 50%	1/2 50%	0/0 0%	0/0 0%	0	1	1	2	2	1	1	0	-4	4
8	* <u>A. Font</u>	17:41	2	0/6 0%	0/3 0%	0/3 0%	2/2 100%	1	2	3	0	3	3	1	0	-18	-3
12	* <u>O. Ehigitor</u>	16:25	2	0/4 0%	0/4 0%	0/0 0%	2/2 100%	2	0	2	0	2	1	0	2	-22	1
10	<u>V. Moreno</u>	4:57	0	0/1 0%	0/1 0%	0/0 0%	0/0 0%	0	1	1	0	0	0	0	0	1	0
11	<u>I. Ballespin</u>	11:51	0	0/2 0%	0/1 0%	0/1 0%	0/0 0%	1	1	2	1	1	0	0	0	-7	1
Equipo/Entrenadores								2	3	5		2	0				
TOTALES		200	72	28/82 34.1%	19/53 35.8%	9/29 31%	7/16 43.8%	17	18	35	14	31	13	11	3	-24	54

[Video](#)

C1	C2	C3	C4
25-8	24-22	19-15	28-27

FIBA U19 World Championship Cairo 2017
Estados Unidos-España (96-72)
España



FIBA U19 World Championship Cairo 2017

España-Italia (63-66)

Semifinal

España

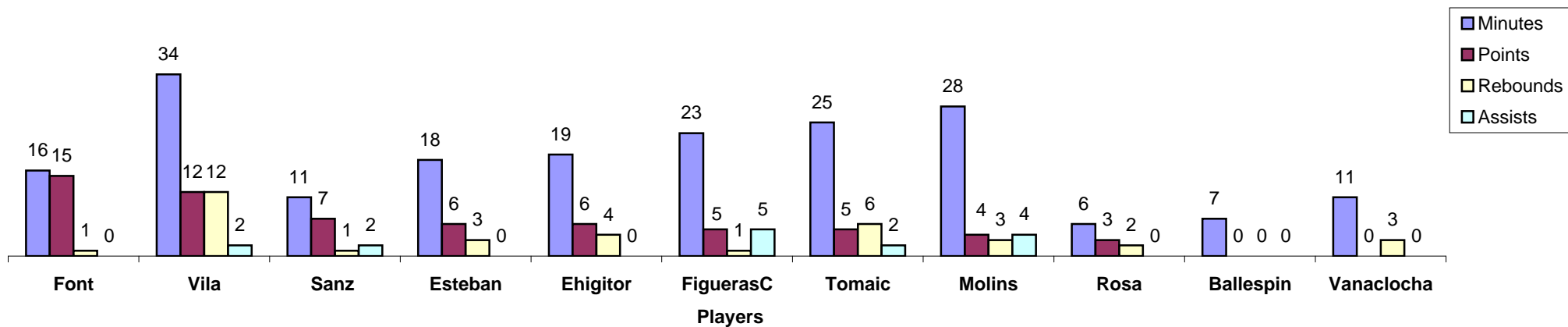


#	Players	MIN	PTS	Shots				Rebounds				PF	TO	STL	BLK	+/-	EF
				FG	2PTS	3PTS	FT	OREB	DREB	REB	AST						
8	*A. Font	16:29	15	6/7 85.7%	4/4 100%	2/3 66.7%	1/1 100%	0	1	1	0	4	1	0	0	9	14
7	*E. Vila	34:24:00	12	3/10 30%	3/8 37.5%	0/2 0%	6/8 75%	2	10	12	2	2	3	0	0	3	14
5	A. Sanz Barrio	10:51	7	3/4 75%	2/3 66.7%	1/1 100%	0/0 -%	0	1	1	2	0	0	1	0	2	10
9	M. Esteban	18:00	6	2/7 28.6%	1/4 25%	1/3 33.3%	1/2 50%	0	3	3	0	1	2	1	0	-17	2
12	*O. Ehigitor	18:41	6	2/2 100%	2/2 100%	0/0 -%	2/8 25%	4	0	4	0	2	2	1	0	4	3
4	*P. Figueras Lopez C	23:19	5	1/6 16.7%	0/5 0%	1/1 100%	2/2 100%	1	0	1	5	2	4	0	0	6	2
13	J. Tomaic	25:15:00	5	2/4 50%	2/3 66.7%	0/1 0%	1/2 50%	0	6	6	2	5	0	0	0	-7	10
14	P. Molins	28:01:00	4	2/6 33.3%	2/5 40%	0/1 0%	0/0 -%	1	2	3	4	3	7	2	0	-17	2
15	*I. Rosa	6:22	3	1/1 100%	0/0 -%	1/1 100%	0/1 0%	0	2	2	0	0	0	0	0	14	4
11	I. Ballespin	7:31	0	0/0 -%	0/0 -%	0/0 -%	0/0 -%	0	0	0	0	1	0	0	0	-9	0
18	B. Vanaclocha	11:00	0	0/0 -%	0/0 -%	0/0 -%	0/0 -%	0	3	3	0	2	1	0	0	-3	2
10	V. Moreno	No Jugó															
Equipo/Entrenadores								2	4	6	0	0					
TOTALES		200	63	22/47 46.8%	16/34 47.1%	6/13 46.2%	13/24 54.2%	10	32	42	15	22	20	5	0	-3	63

[Video](#)

C1	C2	C3	C4
22-9	8-20	16-16	17-21

FIBA U19 World Championship Cairo 2017
España-Italia (63-66)
España



FIBA U19 World Championship Cairo 2017

Argentina-España (58-70)

1/4 Final

España

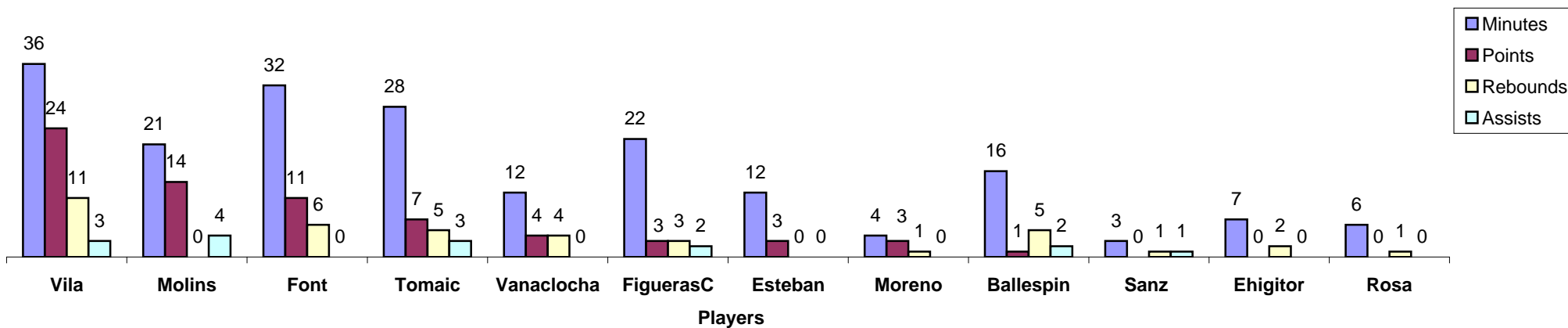


#	Players	MIN	PTS	Shots				Rebounds				PF	TO	STL	BLK	+/-	EF
				FG	2PTS	3PTS	FT	OREB	DREB	REB	AST						
7	<u>*E. Vila</u>	36:12:00	24	8/22	7/16	1/6	7/14	4	7	11	3	3	3	0	0	8	14
14	<u>P. Molins</u>	20:41	14	6/12	4/9	2/3	0/2	0	0	0	4	4	1	1	1	10	11
8	<u>*A. Font</u>	32:17:00	11	2/7	1/1	1/6	6/6	0	6	6	0	1	2	0	0	16	10
13	<u>J. Tomaic</u>	28:11:00	7	0/10	0/10	0/0	7/8	1	4	5	3	5	4	1	2	10	12
18	<u>B. Vanaclocha</u>	11:55	4	2/3	2/3	0/0	0/0	1	3	4	0	5	0	0	0	4	7
4	<u>*P. Figueras Lopez C</u>	22:00	3	1/3	0/10	1/2	0/0	0	3	3	2	5	2	1	0	2	5
9	<u>M. Esteban</u>	12:08	3	0/10	0/0	0/10	3/4	0	0	0	0	0	0	1	0	0	2
10	<u>V. Moreno</u>	3:52	3	1/2	0/0	1/2	0/0	0	1	1	0	0	1	0	0	-9	2
11	<u>I. Ballespin</u>	16:23	1	0/10	0/0	0/10	1/2	0	5	5	2	0	1	2	0	18	7
5	<u>A. Sanz Barrio</u>	2:52	0	0/0	0/0	0/0	0/0	0	1	1	1	0	0	0	0	5	2
12	<u>*O. Ehigitor</u>	7:18	0	0/10	0/10	0/0	0/0	1	1	2	0	4	1	0	2	0	2
15	<u>*I. Rosa</u>	6:06	0	0/30	0/10	0/20	0/0	0	1	1	0	1	0	0	1	-4	-1
Equipo/Entrenadores								3	2	5		1	1				
TOTALES		200	70	20/56	14/33	6/23	24/36	10	34	44	15	29	16	6	6	12	73

[Video](#)

C1	C2	C3	C4
13-18	17-15	10-15	18-22

FIBA U19 World Championship Cairo 2017
Argentina-España (58-70)
España



FIBA U19 World Championship Cairo 2017

España-Irán (70-50)

1/8 Final

España

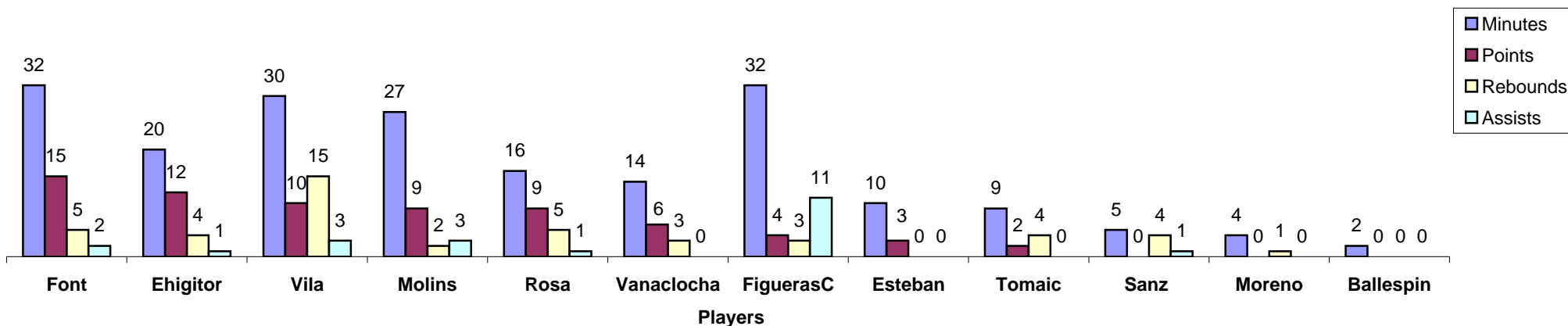


#	Players	MIN	PTS	Shots				Rebounds				PF	TO	STL	BLK	+/-	EF
				FG	2PTS	3PTS	FT	OREB	DREB	REB	AST						
8	<u>*A. Font</u>	32:08:00	15	5/11 45.5%	1/2 50%	4/9 44.4%	1/2 50%	2	3	5	2	3	1	1	0	19	15
12	<u>*O. Ehigitor</u>	19:45	12	6/11 54.5%	6/11 54.5%	0/0 0%	0/0 0%	4	0	4	1	1	4	0	1	14	9
7	<u>*E. Vila</u>	29:54:00	10	4/13 30.8%	4/10 40%	0/3 0%	2/3 66.7%	2	13	15	3	1	2	1	0	19	17
14	<u>P. Molins</u>	27:06:00	9	4/6 66.7%	3/4 75%	1/2 50%	0/0 0%	1	1	2	3	1	4	2	0	8	10
15	<u>*I. Rosa</u>	15:59	9	3/5 60%	1/1 100%	2/4 50%	1/2 50%	1	4	5	1	1	0	0	0	4	12
18	<u>B. Vanaclocha</u>	14:23	6	3/6 50%	3/6 50%	0/0 0%	0/0 0%	0	3	3	0	2	3	1	0	-1	4
4	<u>*P. Figueras Lopez C</u>	31:34:00	4	2/8 25%	2/4 50%	0/4 0%	0/2 0%	0	3	3	11	3	1	1	0	25	10
9	<u>M. Esteban</u>	9:34	3	1/2 50%	0/0 0%	1/2 50%	0/0 0%	0	0	0	0	4	0	0	0	2	2
13	<u>J. Tomaic</u>	9:08	2	1/3 33.3%	1/2 50%	0/1 0%	0/0 0%	1	3	4	0	4	1	0	0	8	3
5	<u>A. Sanz Barrio</u>	4:42	0	0/0 0%	0/0 0%	0/0 0%	0/0 0%	0	4	4	1	0	0	0	0	1	5
10	<u>V. Moreno</u>	4:09	0	0/2 0%	0/1 0%	0/1 0%	0/0 0%	0	1	1	0	0	0	0	0	-1	-1
11	<u>I. Ballespin</u>	1:31	0	0/0 0%	0/0 0%	0/0 0%	0/0 0%	0	0	0	0	0	0	0	0	2	0
Equipo/Entrenadores								4	1	5		0	0				
TOTALES		200	70	29/67 43.3%	21/41 51.2%	8/26 30.8%	4/9 44.4%	15	36	51	22	20	16	6	1	20	86

[Video](#)

C1	C2	C3	C4
17-10	15-13	16-22	22-5

FIBA U19 World Championship Cairo 2017
España-Irán (70-50)
España



FIBA U19 World Championship Cairo 2017

España-Mali (62-43)

Fase de Grupos G3

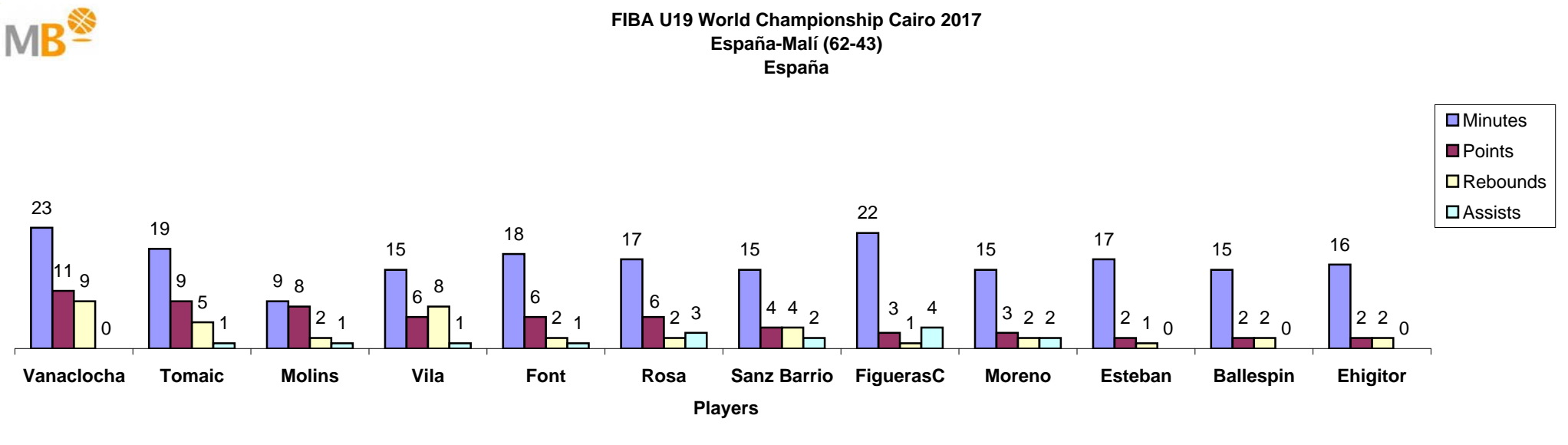
España



#	Players	MIN	PTS	Shots				Rebounds				PF	TO	STL	BLK	+/-	EF
				FG	2PTS	3PTS	FT	OREB	DREB	REB	AST						
18	<u>B. Vanaclocha</u>	23:07	11	4/10 40%	4/10 40%	0/0-%	3/5 60%	4	5	9	0	2	0	0	0	11	12
13	<u>J. Tomaic</u>	18:31	9	3/10 30%	1/5 20%	2/5 40%	1/2 50%	1	4	5	1	2	1	1	0	4	7
14	<u>P. Molins</u>	9:24	8	3/5 60%	3/5 60%	0/0-%	2/4 50%	0	2	2	1	3	5	1	0	7	3
7	* <u>E. Vila</u>	15:03	6	2/4 50%	2/4 50%	0/0-%	2/2 100%	2	6	8	1	2	0	0	0	14	13
8	* <u>A. Font</u>	17:52	6	2/7 28.6%	0/3 0%	2/4 50%	0/0-%	0	2	2	1	2	2	1	0	13	3
15	* <u>I. Rosa</u>	17:12	6	2/8 25%	2/5 40%	0/3 0%	2/2 100%	2	0	2	3	4	0	0	0	5	5
5	<u>A. Sanz Barrio</u>	14:56	4	1/3 33.3%	1/3 33.3%	0/0-%	2/2 100%	0	4	4	2	0	1	0	0	4	7
4	* <u>P. Figueras Lopez C</u>	21:44	3	1/3 33.3%	0/2 0%	1/1 100%	0/0-%	0	1	1	4	2	3	3	0	16	6
10	<u>V. Moreno</u>	14:42	3	1/5 20%	0/0-%	1/5 20%	0/0-%	0	2	2	2	0	3	1	0	7	1
9	<u>M. Esteban</u>	16:32	2	1/3 33.3%	1/1 100%	0/2 0%	0/0-%	1	0	1	0	1	3	1	0	-4	-1
11	<u>I. Ballespin</u>	14:48	2	1/1 100%	1/1 100%	0/0-%	0/0-%	1	1	2	0	2	0	0	1	10	5
12	* <u>O. Ehigitor</u>	16:04	2	1/4 25%	1/4 25%	0/0-%	0/0-%	0	2	2	0	4	2	2	1	8	2
Equipo/Entrenadores								0	5	5		1	1				
TOTALES		200	62	22/63 34.9%	16/43 37.2%	6/20 30%	12/17 70.6%	11	34	45	15	25	21	10	2	19	63

[Video](#)

C1	C2	C3	C4
17-7	13-15	11-14	21-7



FIBA U19 World Championship Cairo 2017

España-Canadá (78-73)

Fase de Grupos G2

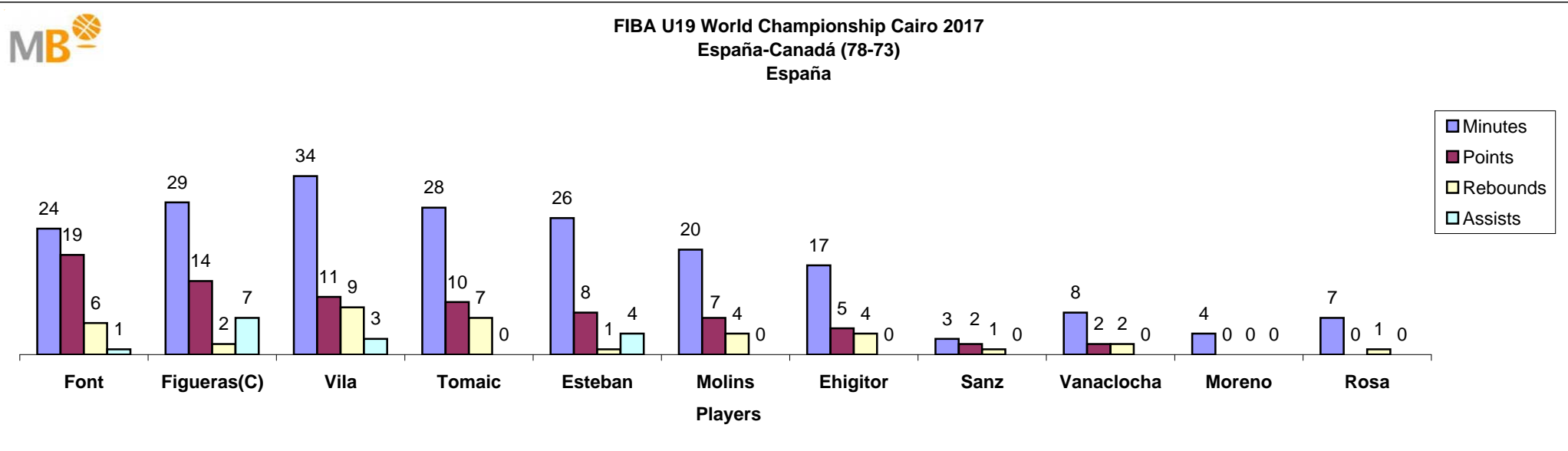
España



#	Players	MIN	PTS	Shots				Rebounds				PF	TO	STL	BLK	+/-	EF	
				FG	2PTS	3PTS	FT	OREB	DREB	REB	AST							
8	*A. Font	24:14:00	19	6/1250%	4/757.1%	2/540%	5/5100%	3	3	6	1	3	3	1	0	2	18	
4	*P. Figueras Lopez C	29:26:00	14	5/1338.5%	4/944.4%	1/425%	3/3100%	0	2	2	7	2	4	2	0	4	13	
7	*E. Vila	33:53:00	11	4/1136.4%	3/650%	1/520%	2/2100%	2	7	9	3	4	2	0	1	12	15	
13	J. Tomaic	27:45:00	10	4/850%	4/850%	0/0-%	2/366.7%	1	6	7	0	5	1	0	0	4	11	
9	M. Esteban	26:29:00	8	3/650%	1/1100%	2/540%	0/0-%	0	1	1	4	1	0	0	0	9	10	
14	P. Molins	19:41	7	3/742.9%	3/742.9%	0/0-%	1/1100%	2	2	4	0	5	2	0	0	1	5	
12	*O. Ehigitor	16:32	5	2/450%	2/450%	0/0-%	1/520%	3	1	4	0	3	2	1	0	-2	2	
5	A. Sanz Barrio	2:51	2	1/1100%	1/1100%	0/0-%	0/0-%	0	1	1	0	0	1	0	0	-2	2	
18	B. Vanaclocha	8:25	2	1/1100%	1/1100%	0/0-%	0/0-%	1	1	2	0	5	2	0	1	5	3	
10	V. Moreno	3:56	0	0/10%	0/0-%	0/10%	0/0-%	0	0	0	0	0	0	0	0	3	-1	
15	*I. Rosa	6:42	0	0/0-%	0/0-%	0/0-%	0/0-%	0	1	1	0	1	1	0	0	-11	0	
11	I. Ballespin	No Jugó																
Equipo/Entrenadores								4	3	7		2	0					
TOTALES		200	78	29/6445.3%	23/4452.3%	6/2030%	14/1973.7%	16	28	44	15	31	18	4	2	5	78	

[Video](#)

C1	C2	C3	C4
22-18	17-15	18-20	21-20



FIBA U19 World Championship Cairo 2017

Japón-España (67-78)

Fase de Grupos G1

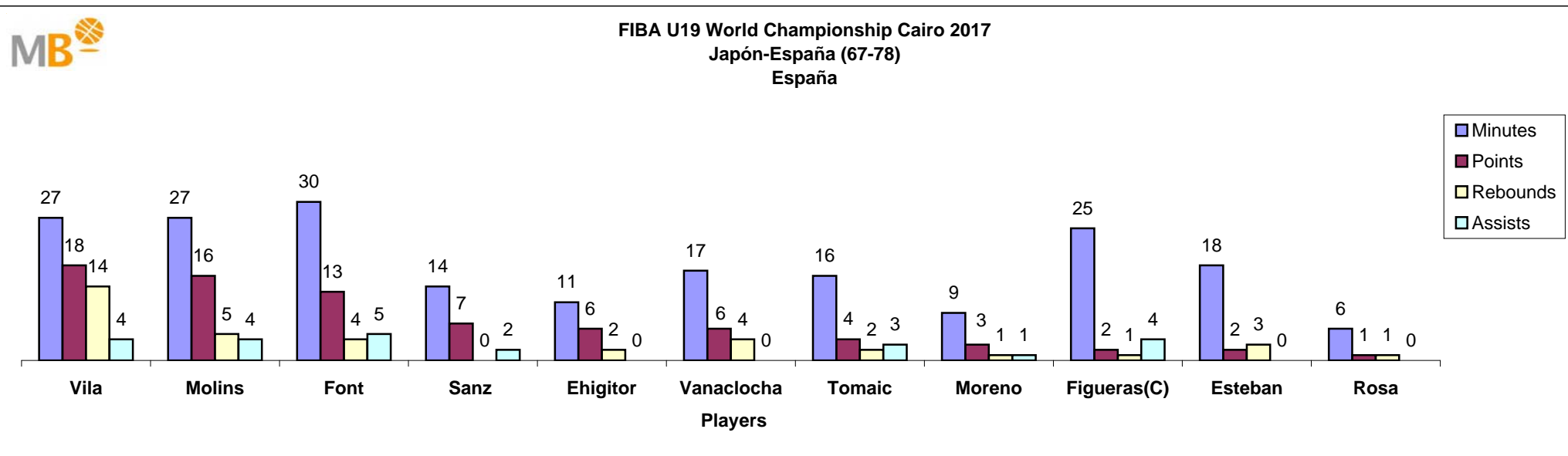


España

#	Players	MIN	PTS	Shots				Rebounds				PF	TO	STL	BLK	+/-	EF
				FG	2PTS	3PTS	FT	OREB	DREB	REB	AST						
7	<u>*E. Vila</u>	27:13:00	18	8/1553.3%	8/1266.7%	0/30%	2/633.3%	5	9	14	4	1	0	2	2	-3	29
14	<u>P. Molins</u>	26:43:00	16	5/771.4%	3/475%	2/366.7%	4/4100%	1	4	5	4	2	1	2	0	19	24
8	<u>*A. Font</u>	29:59:00	13	5/1338.5%	2/366.7%	3/1030%	0/0%	0	4	4	5	3	2	0	1	4	13
5	<u>A. Sanz Barrio</u>	14:05	7	3/560%	3/475%	0/10%	1/250%	0	0	0	2	2	0	1	0	12	7
12	<u>*O. Ehigitor</u>	11:28	6	2/366.7%	2/366.7%	0/0%	2/2100%	1	1	2	0	2	3	0	0	-5	4
18	<u>B. Vanaclocha</u>	16:45	6	2/366.7%	2/366.7%	0/0%	2/2100%	1	3	4	0	4	2	0	0	12	7
13	<u>J. Tomaic</u>	16:24	4	2/633.3%	2/450%	0/20%	0/0%	0	2	2	3	4	1	1	1	21	6
10	<u>V. Moreno</u>	9:27	3	1/333.3%	1/250%	0/10%	1/1100%	0	1	1	1	0	0	0	0	6	3
4	<u>*P. Figueras Lopez C</u>	24:54:00	2	1/333.3%	1/250%	0/10%	0/0%	0	1	1	4	0	1	2	0	-4	6
9	<u>*M. Esteban</u>	17:33	2	1/425%	1/1100%	0/30%	0/0%	0	3	3	0	1	0	0	0	2	2
15	<u>*I. Rosa</u>	5:23	1	0/30%	0/10%	0/20%	1/250%	0	1	1	0	1	0	0	0	-9	-2
11	<u>I. Ballespin</u>	No Jugó															
Equipo/Entrenadores								1	0	1		0	0				
TOTALES		200	78	30/6546.2%	25/3964.1%	5/2619.2%	13/1968.4%	9	29	38	23	20	10	8	4	11	99

[Video](#)

C1	C2	C3	C4
16-15	17-20	17-21	17-22





**FIBA U19 Basketball World Cup
Cairo 2017**



FIBA U19 Basketball World Cup

Cairo 2017



GROUP A

Nueva Zelanda-Corea del Sur	<u>88-81</u>
Argentina-Francia	<u>53-62</u>
Corea del Sur-Argentina	<u>76-100</u>
Francia-Nueva Zelanda	<u>80-69</u>
Argentina-Nueva Zelanda	<u>74-70</u>
Corea del Sur-Francia	<u>55-87</u>

GROUP B

Alemania-Lituania	<u>79-98</u>
Egipto-Puerto Rico	<u>67-65</u>
Puerto Rico-Alemania	<u>49-69</u>
Lituania-Egipto	<u>88-50</u>
Alemania-Egipto	<u>66-40</u>
Puerto Rico-Lituania	<u>57-96</u>

GROUP C

Japón-España	<u>67-78</u>
Canadá-Malí	<u>91-42</u>
Malí-Japón	<u>73-76</u>
España-Canadá	<u>78-73</u>
Canadá-Japón	<u>100-75</u>
España-Malí	<u>62-43</u>

GROUP D

Irán-Estados Unidos	<u>48-108</u>
Angola-Italia	<u>66-70</u>
Estados Unidos-Angola	<u>109-68</u>
Italia-Irán	<u>64-45</u>
Irán-Angola	<u>48-70</u>
Italia-Estados Unidos	<u>65-98</u>

Octavos-Finals

Corea del Sur-Lituania	<u>63-110</u>
Francia-Puerto Rico	<u>84-66</u>
Nueva Zelanda-Alemania	<u>65-72</u>
Argentina-Egipto	<u>72-67</u>

Octavos-Finals

España-Irán	<u>70-50</u>
Canadá-Angola	<u>87-65</u>
Japón-Italia	<u>55-57</u>
Malí-Estados Unidos	<u>69-117</u>

Quarter-Finals

Lituania-Italia	<u>68-73</u>
Argentina-España	<u>58-70</u>
Francia-Canadá	<u>67-73</u>
Alemania-Estados Unidos	<u>59-81</u>

Classification 9-16

Puerto Rico-Angola	<u>63-59</u>
Nueva Zelanda-Malí	<u>87-63</u>
Egipto-Irán	<u>57-53</u>
Corea del Sur-Japón	<u>64-77</u>

Classification 5-8

Argentina-Lituania	<u>77-85</u>
Francia-Alemania	<u>60-86</u>

Classification 9-12

Puerto Rico-Nueva Zelanda	<u>74-70</u>
Egipto-Japón	<u>73-76</u>

Semi-Finals

España-Italia	<u>63-66</u>
Canadá-Estados Unidos	<u>99-87</u>

Classification 13-16

Angola-Malí	<u>73-54</u>
Irán-Corea del Sur	<u>77-81</u>

Classification 11-12

Nueva Zelanda-Egipto	<u>85-69</u>
----------------------	--------------

Classification 13-14

Angola-Corea del Sur	<u>58-56</u>
----------------------	--------------

Classification 9-10

Puerto Rico-Japón	<u>68-67</u>
-------------------	--------------

Classification 15-16

Malí-Irán	<u>61-70</u>
-----------	--------------

Classification 5-6

Alemania-Lituania	<u>80-74</u>
-------------------	--------------

Classification 7-8

Francia-Argentina	<u>69-63</u>
-------------------	--------------

Final

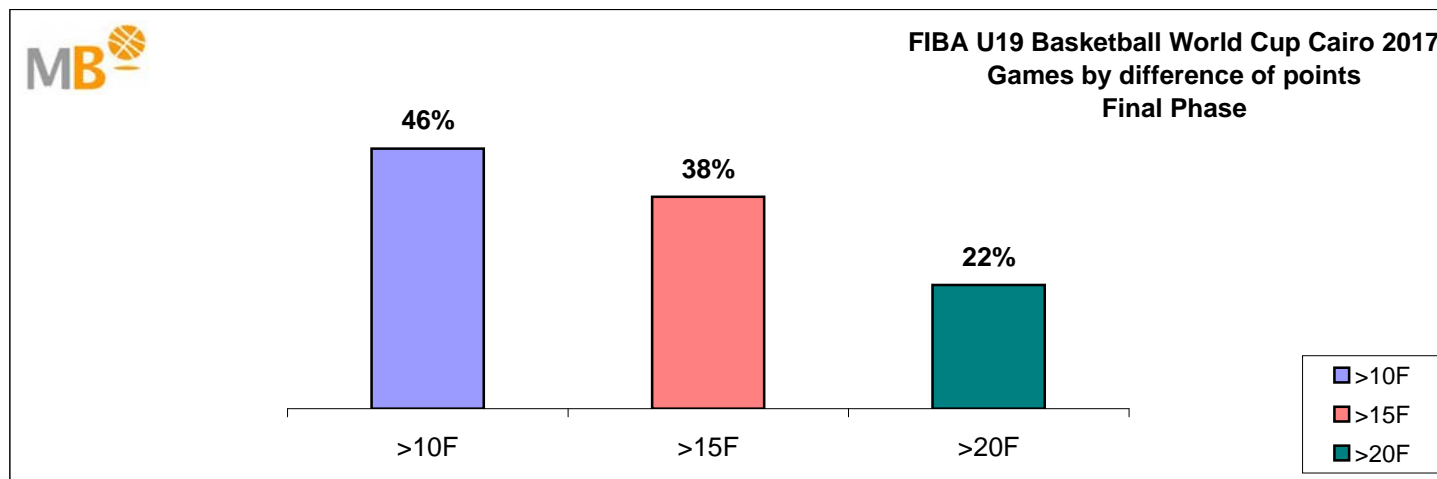
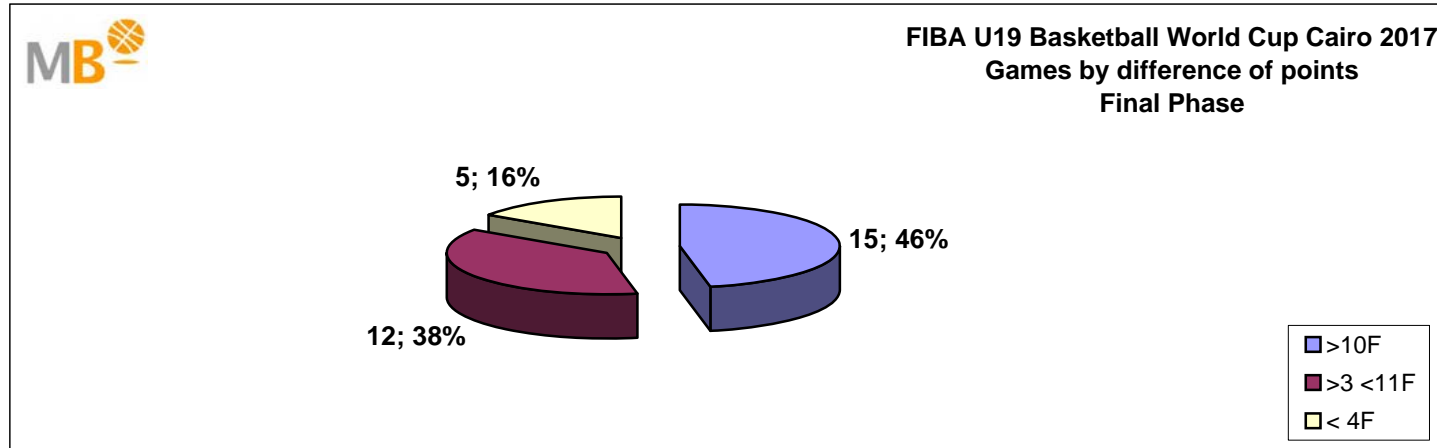
Canadá-Italia	<u>79-60</u>
---------------	--------------

3rd Place

Estados Unidos-España	<u>96-72</u>
-----------------------	--------------



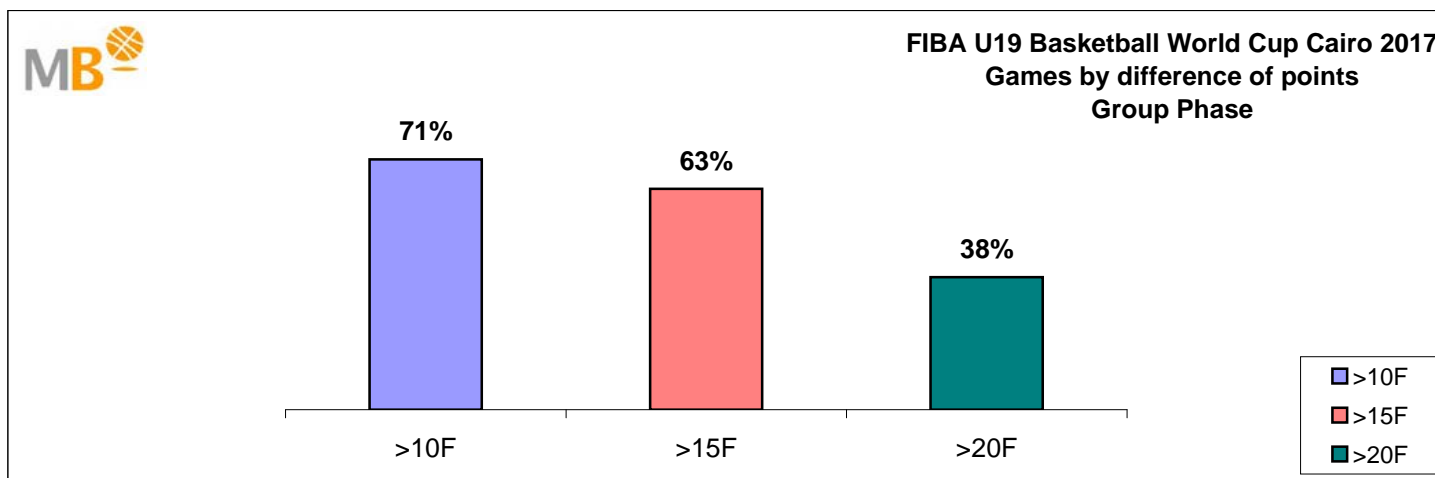
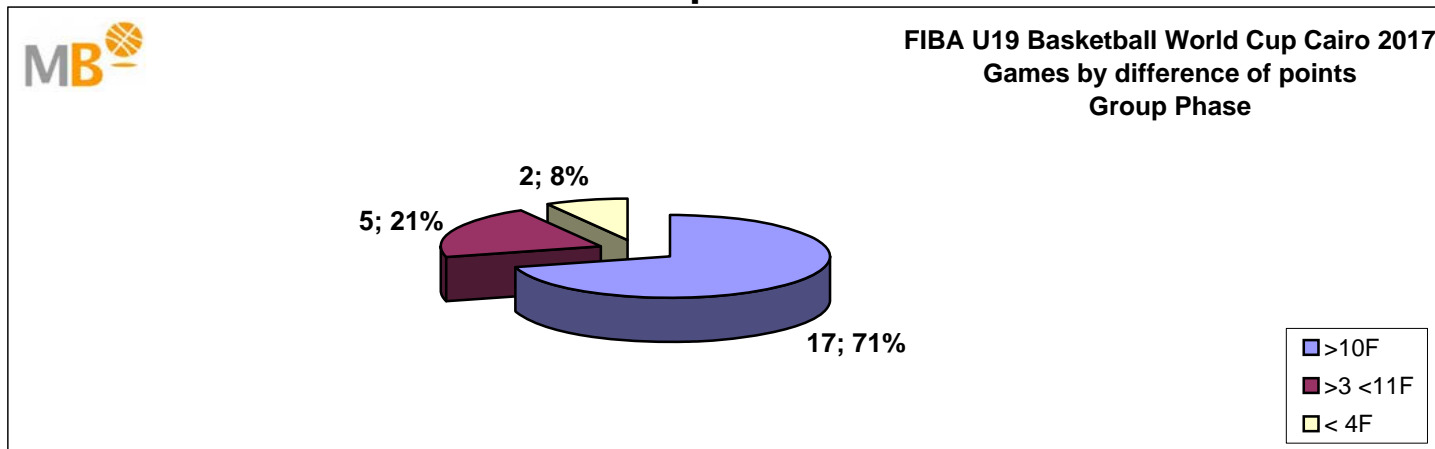
FIBA U19 Basketball World Cup Cairo 2017 Final Phase



- >10 F Games finished with a difference of more than 10 points
- >15 F Games finished with a difference of more than 15 points
- >20 F Games finished with a difference of more than 20 points
- >3 <11 F Games finished with a difference between 4 and 10 points
- <4 F Games finished with a difference of less than 4 points

Games: 32
09-Jul-17

FIBA U19 Basketball World Cup Cairo 2017 Group Phase



- >10 F Games finished with a difference of more than 10 points
- >15 F Games finished with a difference of more than 15 points
- >20 F Games finished with a difference of more than 20 points
- >3<11 F Games finished with a difference between 4 and 10 points
- <4 F Games finished with a difference of less than 4 points

Games: 24

04-Jul-17

FIBA U19 Basketball World Cup Cairo 2017



SCOREBOARD

Group Phase

GROUP A		GAMES				STK	GAME POINTS					
#	Team	P	W	L	%	Last 3	For	Agt	+/-	FA	AA	PTS
1	<u>Francia</u>	3	3	0	100	111	229	177	52	76.3	59	6
2	<u>Argentina</u>	3	2	1	66.7	011	227	208	19	75.7	69.3	5
3	<u>Nueva C del Sur</u>	3	1	2	33.3	100	227	235	-8	75.7	78.3	4
4	<u>C del Sur</u>	3	0	3	0	000	212	275	-63	70.7	91.7	3

GROUP B		GAMES				STK	GAME POINTS					
#	Team	P	W	L	%	Last 3	For	Agt	+/-	FA	AA	PTS
1	<u>Lituania</u>	3	3	0	100	111	282	186	96	94	62	6
2	<u>Alemania</u>	3	2	1	66.7	011	214	187	27	71.3	62.3	5
3	<u>Egipto</u>	3	1	2	33.3	100	157	219	-62	52.3	73	4
4	<u>Puerto Rico</u>	3	0	3	0	000	171	232	-61	57	77.3	3

GROUP C		GAMES				STK	GAME POINTS					
#	Team	P	W	L	%	Last 3	For	Agt	+/-	FA	AA	PTS
1	<u>España</u>	3	3	0	100	111	218	183	35	72.7	61	6
2	<u>Canadá</u>	3	2	1	66.7	101	264	195	69	88	65	5
3	<u>Japón</u>	3	1	2	33.3	010	218	251	-33	72.7	83.7	4
4	<u>Malí</u>	3	0	3	0	000	158	229	-71	52.7	76.3	3

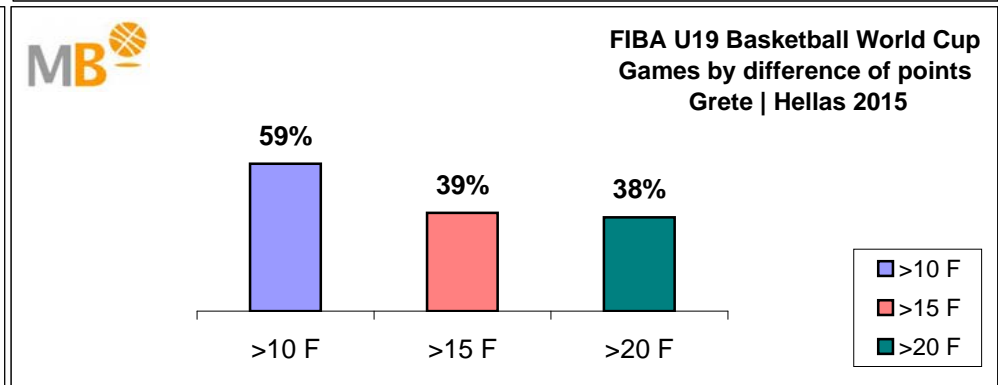
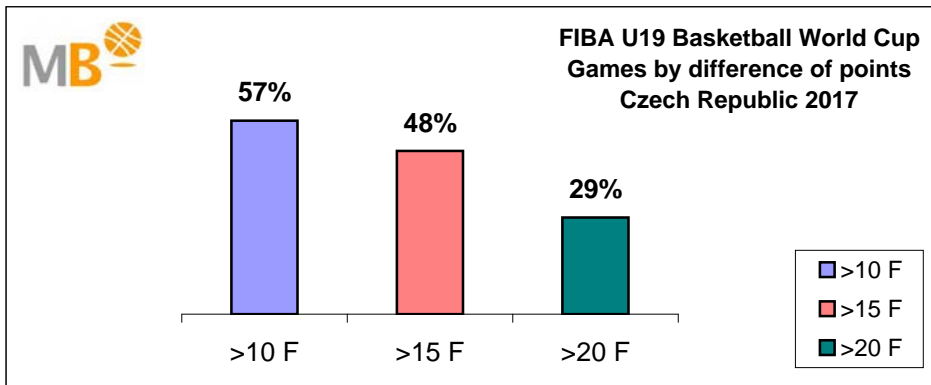
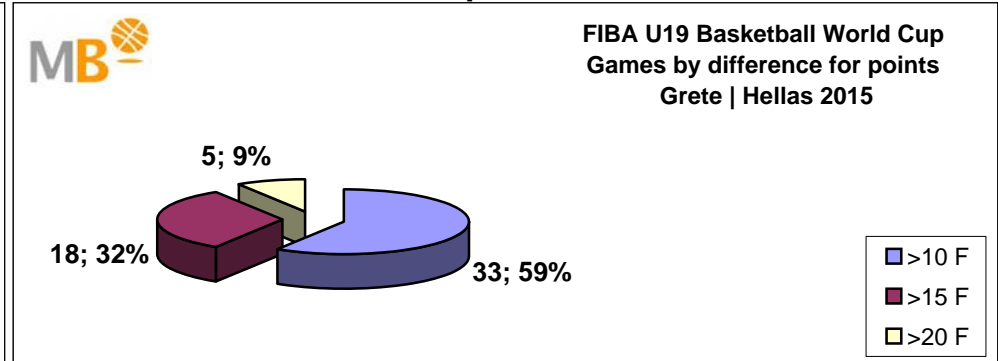
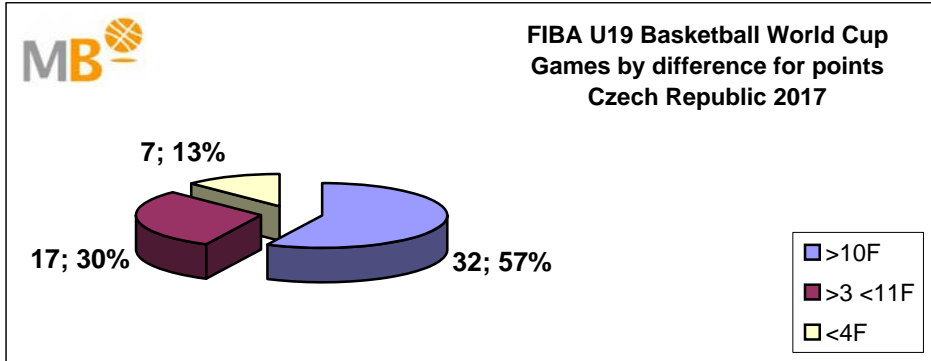
GROUP D		GAMES				STK	GAME POINTS					
#	Team	P	W	L	%	Last 3	For	Agt	+/-	FA	AA	PTS
1	<u>USA</u>	3	3	0	100	111	315	181	134	105	60.3	6
2	<u>Italia</u>	3	2	1	66.7	110	199	209	-10	66.3	69.7	5
3	<u>Angola</u>	3	1	2	33.3	001	204	227	-23	68	75.7	4
4	<u>Irán</u>	3	0	3	0	000	141	242	-101	47	80.7	3



FIBA U19 Basketball World Cup

Cairo 2017

Grete | Hellas 2015



Games: 56

10-Jul-17

1^a **Canadá**
2^a **Italia**

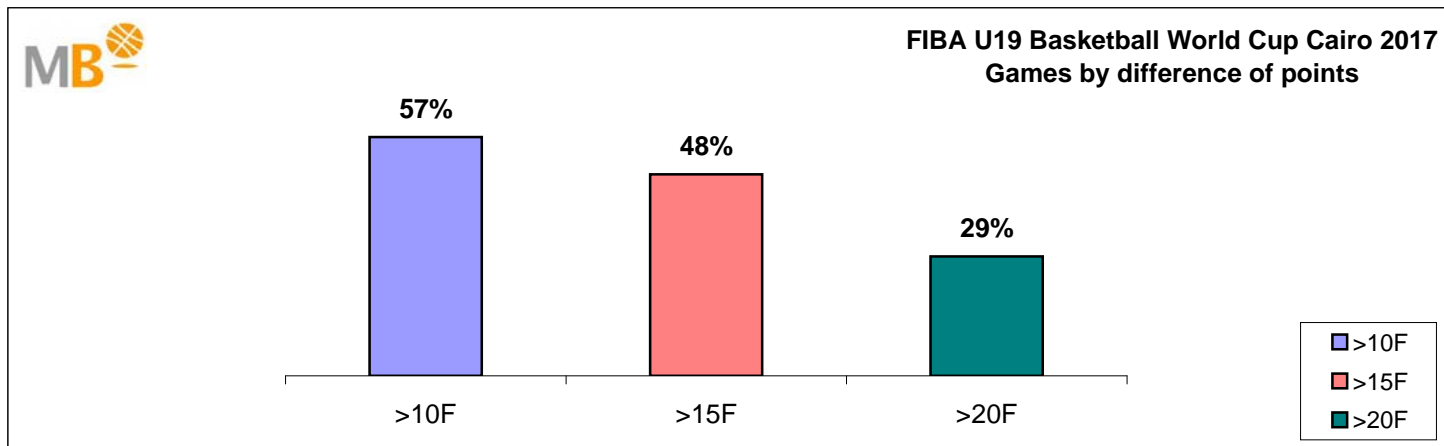
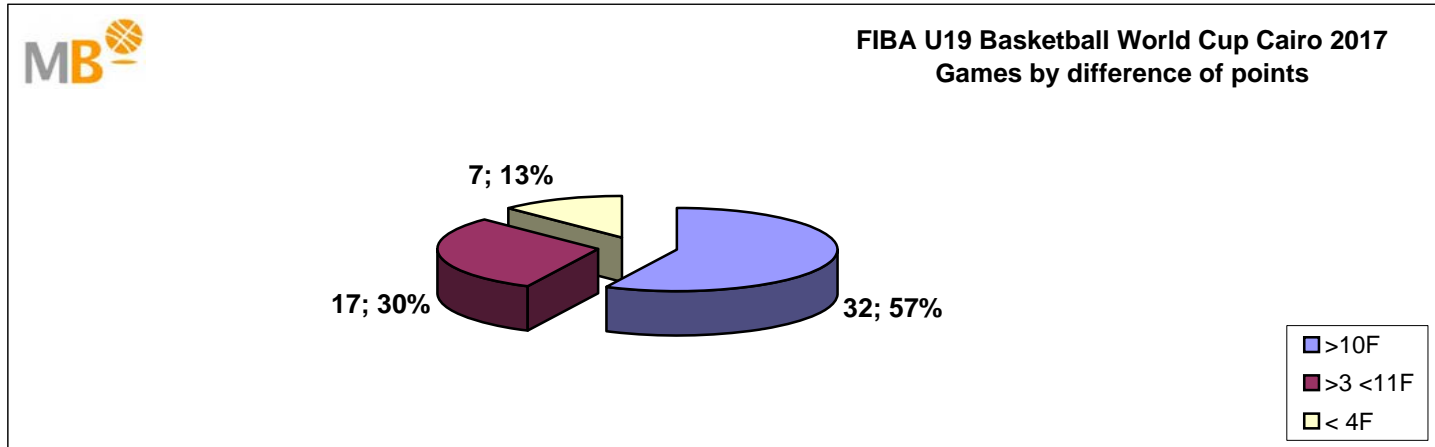
>10 F Games finished with a difference of more than 10 points
>15 F Games finished with a difference of more than 15 points
>20 F Games finished with a difference of more than 20 points
>3<11 F Games finished with a difference between 4 and 10 points
<4 F Games finished with a difference of less than 4 points

Games: 56

5-Jul-15

1^a **USA**
2^a **Croatia**

FIBA U19 Basketball World Cup Cairo 2017



- >10 F** Games finished with a difference of more than 10 points
- >15 F** Games finished with a difference of more than 15 points
- >20 F** Games finished with a difference of more than 20 points
- >3<11 F** Games finished with a difference between 4 and 10 points
- <4 F** Games finished with a difference of less than 4 points

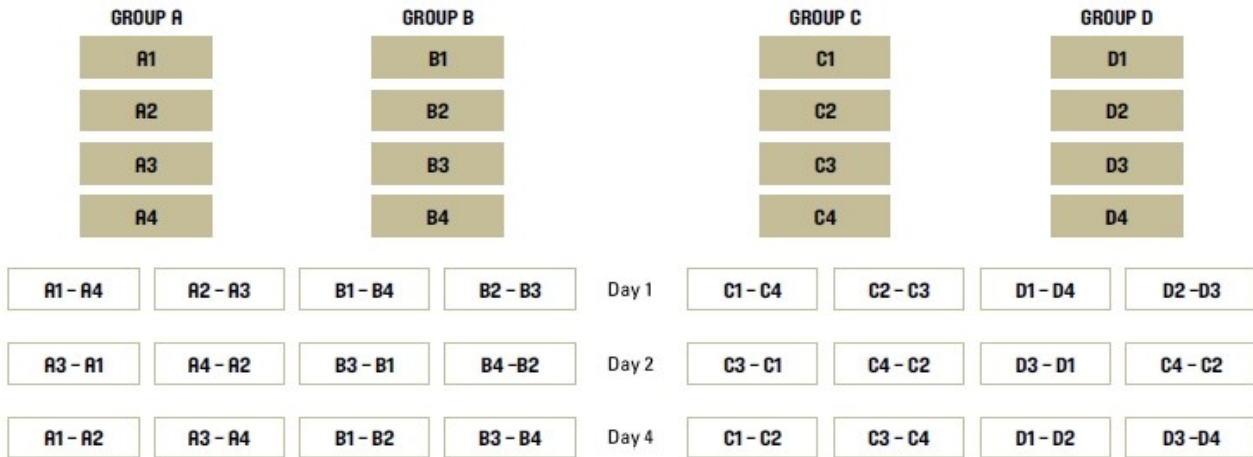
Games: 56

10-Jul-17

FIBA U19 Basketball World Cup Cairo 2017

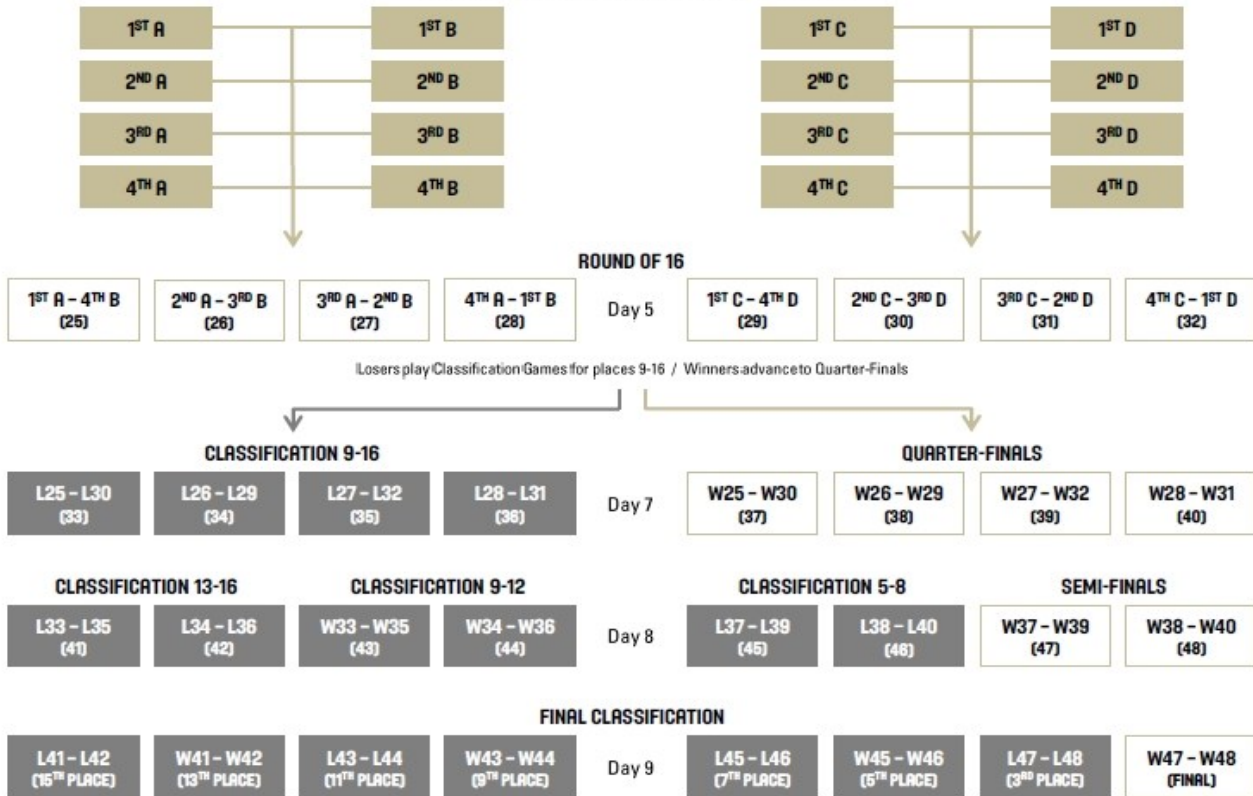
Sistema de Competencia

GROUP PHASE



FINAL PHASE

At the end of the Group Phase all teams advance to the Round of 16



Fase de grupos (1 - 4 julio)

Los dieciséis (16) equipos participantes están divididos en cuatro (4) grupos (A, B, C, y D) compuestos por cuatro (4) equipos cada uno de ellos. Cada equipo jugará contra el resto de equipos de su propio grupo (un total de 3 partidos para cada equipo).

Fase Final (5 - 9 julio)

Todos los equipos se clasifican para la ronda de octavos de final, en la cual se enfrentarán de forma cruzada entre los Grupos A, B, C y D (A1 - B4, A2 - B3, etc.). Los ganadores de octavos de final avanzan a la ronda de cuartos de final, mientras que los no clasificados pasarán a jugar los partidos de Clasificación para las posiciones 9-16.