

## FIBA U20 European Challengers 2021

### Spain

Points/Minutes			40'			40'			40'		
J. Pradilla	0,57	23	P. Gonzalez	0,38	15	I. Ordonez	0,21	8			
M. Caicedo	0,48	19	S. Huguet	0,28	11	T. Naspler	0,12	5			
A. Scariolo	0,51	20	P. Sanchez	0,22	9						
I. Tamba	0,39	16	P. Carreno	0,28	11						
P. Tamba	0,43	17	G. Dike	0,10	4						
Rebounds/Minutes			40'			40'			40'		
J. Pradilla	0,30	12	P. Gonzalez	0,18	7	I. Ordonez	0,28	11			
M. Caicedo	0,11	4	S. Huguet	0,17	7	T. Naspler	0,12	5			
A. Scariolo	0,13	5	P. Sanchez	0,17	7						
I. Tamba	0,27	11	P. Carreno	0,05	2						
P. Tamba	0,15	6	G. Dike	0,35	14						
Assists/Minutes			40'			40'			40'		
J. Pradilla	0,08	3	P. Gonzalez	0,04	1	I. Ordonez	0,10	4			
M. Caicedo	0,07	3	S. Huguet	0,07	3	T. Naspler	0,29	12			
A. Scariolo	0,17	7	P. Sanchez	0,14	6						
I. Tamba	0,11	4	P. Carreno	0,05	2						
P. Tamba	0,08	3	G. Dike	0,07	3						

Totals	Minutes	Points	Rebounds	Assists	FG
Players	%	%	%	%	%
J. Pradilla	11	18	18	9	57
M. Caicedo	13	17	7	9	58
A. Scariolo	9	13	6	16	46
I. Tamba	10	11	14	11	53
P. Tamba	9	11	7	7	50
P. Gonzalez	8	9	8	3	22
S. Huguet	9	7	8	6	33
P. Sanchez	6	4	6	9	26
P. Carreno	4	3	1	2	19
G. Dike	11	3	20	8	33
I. Ordonez	3	2	4	3	20
T. Naspler	5	2	3	15	50

# FIBA U20 European Challengers 2021 Group A 5 Croatia-Spain (62-83) Spain



Pun/Min	#	Players	Min	Pts	FG	2Pts	3Pts	FT	OREB	DREB	REB	AST	PF	TO	STL	BLK	+/-	EFF
0,80	9	Michael Caicedo	25	20	7/1163.6%	3/650%	4/580%	2/450%	2	3	5	3	2	3	2	0	23	21
0,59	7	Pablo Gonzalez	22	13	5/1533.3%	2/450%	3/1127.3%	0/0-	3	3	6	0	1	0	0	1	-3	10
0,60	6	Alessandro Scariolo	15	9	3/650%	2/366.7%	1/333.3%	2/2100%	0	2	2	3	2	3	0	0	6	8
0,50	16	Jaime Pradilla	18	9	4/757.1%	4/757.1%	0/0-	1/333.3%	2	4	6	3	3	3	0	0	20	10
0,36	14	Ismael Tamba	22	8	4/944.4%	4/944.4%	0/0-	0/10%	3	4	7	3	3	3	1	3	16	13
0,78	17	Pablo Sanchez	9	7	3/3100%	2/2100%	1/1100%	0/0-	1	3	4	0	1	2	0	0	13	9
0,46	5	Pablo Tamba Villen	13	6	2/450%	1/250%	1/250%	1/250%	0	2	2	1	4	1	0	0	11	5
1,25	8	Pau Carreno	4	5	1/250%	0/0-	1/250%	2/2100%	0	0	0	0	0	0	0	0	-5	4
0,18	12	Toni Naspler Peraire	22	4	2/2100%	2/2100%	0/0-	0/0-	1	2	3	7	1	4	0	2	8	12
0,11	4	Sergi Huguet	19	2	1/333.3%	1/250%	0/10%	0/0-	0	1	1	1	1	0	1	0	18	3
0,00	13	Inaki Ordenez Ochoa	3	0	0/10%	0/10%	0/0-	0/0-	0	1	1	1	0	0	0	0	-5	1
	15	Golden Dike	27	0	0/30%	0/30%	0/0-	0/20%	4	3	7	4	2	2	1	1	3	6
Team/Coaches									4	5	9		0	0				
Totals			200	83	32/6648.5%	21/4151.2%	11/2544%	8/1650%	20	33	53	26	20	21	5	7	21	102

[Team Comparison](#)  
[Shot Chart](#)

[Overview](#)  
[PlayByPlay](#)

Q1	Q2	Q3	Q4
18-18	13-20	10-20	21-25

Totals	Minutes	Points	Rebounds	Assists
Players	%	%	%	%
Michael Caicedo	13	24	11	12
Pablo Gonzalez	11	16	14	0
Alessandro Scariolo	8	11	5	12
Jaime Pradilla	9	11	14	12
Ismael Tamba	11	10	16	12
Pablo Sanchez	5	8	9	0
Pablo Tamba Villen	7	7	5	4
Pau Carreno	2	6	0	0
Toni Naspler Peraire	11	5	7	27
Sergi Huguet	10	2	2	4
Inaki Ordenez Ochoa	2	0	2	4
Golden Dike	14	0	16	15

# FIBA U20 European Challengers 2021 Group A 4 Spain-Italy (70-50) Spain



Pun/Min	#	Players	Min	Pts	FG	2Pts	3Pts	FT	OREB	DREB	REB	AST	PF	TO	STL	BLK	+/-	EFF
0,54	16	Jaime Pradilla	28	15	6/1154.5%	6/1060%	0/10%	3/3100%	4	5	9	2	2	1	2	2	14	24
0,61	5	Pablo Tamba Villen	18	11	5/683.3%	5/683.3%	0/0-	1/1100%	1	0	1	1	2	4	0	0	9	8
0,56	6	Alessandro Scariolo	18	10	5/1145.5%	5/1050%	0/10%	0/0-	0	1	1	3	1	2	2	0	15	8
0,62	7	Pablo Gonzalez	13	8	2/540%	0/20%	2/366.7%	2/2100%	0	0	0	1	3	0	0	0	15	6
0,38	14	Ismael Tamba	21	8	4/850%	4/850%	0/0-	0/10%	2	4	6	1	4	2	0	3	10	11
0,21	9	Michael Caicedo	28	6	2/450%	1/1100%	1/333.3%	1/250%	0	2	2	3	2	2	2	0	8	8
0,19	15	Golden Dike	27	5	2/540%	2/540%	0/0-	1/333.3%	2	7	9	1	3	0	0	0	15	10
0,13	12	Toni Naspler Peraire	16	2	0/0-	0/0-	0/0-	2/2100%	0	2	2	6	1	1	1	0	7	10
1,00	13	Inaki Ordonez Ochoa	2	2	1/1100%	1/1100%	0/0-	0/0-	0	0	0	0	1	0	0	0	0	2
0,20	17	Pablo Sanchez	10	2	1/333.3%	1/333.3%	0/0-	0/0-	0	1	1	2	1	1	0	0	-2	2
0,06	4	Sergi Huguet Carrasco	18	1	0/50%	0/20%	0/30%	1/250%	1	3	4	1	3	1	0	0	9	-1
0,00	8	Pau Carreno	2	0	0/0-	0/0-	0/0-	0/0-	0	0	0	0	0	1	0	0	0	-1
Team/Coaches									2	3	5		1	1				
Totals			70	70	28/5947.5%	25/4852.1%	3/1127.3%	11/1668.8%	12	28	40	21	24	16	7	5	20	87

[Team Comparison](#)  
[Shot Chart](#)

[Overview](#)  
[PlayByPlay](#)

Q1	Q2	Q3	Q4
20-10	16-16	21-13	13-11

Totals	Minutes	Points	Rebounds	Assists
Players	%	%	%	%
Jaime Pradilla	14	21	26	10
Pablo Tamba Villen	9	16	3	5
Alessandro Scariolo	9	14	3	14
Pablo Gonzalez	6	11	0	5
Ismael Tamba	10	11	17	5
Michael Caicedo	14	9	6	14
Golden Dike	13	7	26	5
Toni Naspler Peraire	8	3	6	29
Inaki Ordonez Ochoa	1	3	0	0
Pablo Sanchez	5	3	3	10
Sergi Huguet Carrasco	9	1	11	5
Pau Carreno	1	0	0	0

**FIBA U20 European  
Challengers 2021  
Group A 3  
Czech Rep-Spain (71-65)  
Spain**



Pun/Min	#	Players	Min	Pts	FG	2Pts	3Pts	FT	OREB	DREB	REB	AST	PF	TO	STL	BLK	+/-	EFF
0,63	6	Alessandro Scariolo	24	15	6/1060%	6/875%	0/20%	3/560%	3	1	4	4	2	0	1	0	5	18
0,43	9	Michael Caicedo	30	13	4/757.1%	2/2100%	2/540%	3/560%	0	1	1	1	1	3	4	0	6	11
0,55	16	Jaime Pradilla	22	12	5/683.3%	5/683.3%	0/0-	2/2100%	4	2	6	1	5	4	0	0	-10	14
0,35	5	Pablo Tamba Villen	23	8	3/650%	1/250%	2/450%	0/0-	0	3	3	1	0	2	2	0	-1	9
0,30	14	Ismael Tamba	23	7	3/742.9%	3/560%	0/20%	1/250%	3	4	7	1	4	1	0	1	2	10
0,31	17	Pablo Sanchez	13	4	0/20%	0/10%	0/10%	4/4100%	0	0	0	2	1	3	3	0	-4	4
0,20	4	Sergi Huguet Carrasco	15	3	1/425%	0/10%	1/333.3%	0/0-	1	0	1	1	1	2	0	0	-14	0
0,17	8	Pau Carreno	12	2	1/520%	1/333.3%	0/20%	0/0-	0	1	1	1	2	2	0	0	0	-2
0,07	7	Pablo Gonzalez	15	1	0/70%	0/10%	0/60%	1/250%	3	2	5	1	3	2	0	0	-5	-3
0,00	12	Toni Naspler Peraire	6	0	0/20%	0/20%	0/0-	0/0-	0	0	0	2	1	0	0	0	0	0
0,00	13	Inaki Ordenez Ochoa	1	0	0/10%	0/10%	0/0-	0/0-	1	0	1	0	0	0	0	0	-2	0
	15	Golden Dike	16	0	0/10%	0/10%	0/0-	0/0-	0	4	4	1	3	2	0	0	-7	2
Team/Coaches									1	0	1		0	0				
Totals			200	65	23/5839.7%	18/3354.5%	5/2520%	14/2070%	16	18	34	16	23	21	10	1	-6	63

[Team Comparison](#)  
[Shot Chart](#)

[Overview](#)  
[PlayByPlay](#)

Q1	Q2	Q3	Q4
26-15	20-21	14-9	11-20

Totals	Minutes	Points	Rebounds	Assists
Players	%	%	%	%
Alessandro Scariolo	12	23	12	25
Michael Caicedo	15	20	3	6
Jaime Pradilla	11	18	18	6
Pablo Tamba Villen	12	12	9	6
Ismael Tamba	12	11	21	6
Pablo Sanchez	7	6	0	13
Sergi Huguet Carrasco	8	5	3	6
Pau Carreno	6	3	3	6
Pablo Gonzalez	8	2	15	6
Toni Naspler Peraire	3	0	0	13
Inaki Ordenez Ochoa	1	0	3	0
Golden Dike	8	0	12	6

# FIBA U20 European Challengers 2021 Group A 2 Spain-Portugal (68-54) Spain



Pun/Min	#	Players	Min	Pts	FG	2Pts	3Pts	FT	OREB	DREB	REB	AST	PF	TO	STL	BLK	+/-	EFF
0,67	9	Michael Caicedo	24	16	6/785.7%	3/475%	3/3100%	1/1100%	1	1	2	1	2	3	0	1	10	16
0,64	16	Jaime Pradilla	25	16	6/1154.5%	5/862.5%	1/333.3%	3/742.9%	2	4	6	2	1	5	2	1	23	13
0,65	14	Ismael Tamba	17	11	3/475%	2/366.7%	1/1100%	4/4100%	1	4	5	1	3	0	2	1	7	19
0,47	5	Pablo Tamba Villen	17	8	2/540%	1/1100%	1/425%	3/475%	1	3	4	2	2	4	1	0	-2	7
0,50	7	Pablo Gonzalez	16	8	2/540%	0/0-	2/540%	2/366.7%	1	1	2	0	1	1	4	0	5	9
0,29	6	Alessandro Scariolo	17	5	2/1118.2%	2/922.2%	0/20%	1/1100%	0	4	4	5	3	2	0	0	19	3
0,10	4	Sergi Huguet Carrasco	21	2	1/714.3%	1/425%	0/30%	0/0-	1	1	2	3	1	0	1	0	9	2
0,22	8	Pau Carreno	9	2	1/425%	1/250%	0/20%	0/10%	0	0	0	0	0	1	0	0	1	-3
0,00	12	Toni Naspler Peraire	7	0	0/0-	0/0-	0/0-	0/0-	0	1	1	0	2	3	0	0	-4	-2
0,00	13	Inaki Ordonez Ochoa	8	0	0/20%	0/10%	0/10%	0/0-	0	1	1	1	1	0	0	0	-4	0
0,00	15	Golden Dike	23	0	0/10%	0/10%	0/0-	0/0-	2	7	9	0	0	0	0	0	7	8
	17	Pablo Sanchez	16	0	0/30%	0/10%	0/20%	0/0-	0	3	3	2	0	1	1	0	-1	2
Team/Coaches									1	2	3		0	0				
Totals			20	68	23/6038.3%	15/3444.1%	8/2630.8%	14/2166.7%	10	32	42	17	16	20	11	3	14	74

[Team Comparison](#)  
[Shot Chart](#)

[Overview](#)  
[PlayByPlay](#)

Q1	Q2	Q3	Q4
12-17	17-13	20-11	19-13

Totals	Minutes	Points	Rebounds	Assists
Players	%	%	%	%
Michael Caicedo	12	24	5	6
Jaime Pradilla	13	24	15	12
Ismael Tamba	9	16	13	6
Pablo Tamba Villen	9	12	10	12
Pablo Gonzalez	8	12	5	0
Alessandro Scariolo	9	7	10	29
Sergi Huguet Carrasco	11	3	5	18
Pau Carreno	5	3	0	0
Toni Naspler Peraire	4	0	3	0
Inaki Ordonez Ochoa	4	0	3	6
Golden Dike	12	0	23	0
Pablo Sanchez	8	0	8	12

# FIBA U20 European Challengers 2021 Group A 1 Albania-Spain (36-73) Spain



Pun/Min	#	Players	Min	Pts	FG	2Pts	3Pts	FT	OREB	DREB	REB	AST	PF	TO	STL	BLK	+/-	EFF
1,06	4	Sergi Huguet	16	17	7/1163.6%	4/580%	3/650%	0/0-	3	4	7	0	0	1	2	0	12	21
0,61	16	Jaime Pradilla	23	14	6/1250%	5/862.5%	1/425%	1/250%	3	5	8	1	2	3	2	0	19	15
0,44	6	Alessandro Scariolo	18	8	4/666.7%	4/580%	0/10%	0/0-	1	0	1	1	2	0	1	0	13	9
0,32	5	Pablo Tamba Villen	22	7	3/933.3%	2/450%	1/520%	0/0-	1	3	4	2	0	3	2	2	30	8
0,30	9	Michael Caicedo	20	6	3/933.3%	3/650%	0/30%	0/10%	0	4	4	1	1	2	0	0	16	2
0,32	14	Ismael Tamba	19	6	3/475%	3/3100%	0/10%	0/0-	1	2	3	5	1	0	1	1	20	15
0,29	15	Golden Dike	21	6	3/560%	3/475%	0/10%	0/0-	5	6	11	2	1	4	0	1	22	14
0,27	13	Inaki Ordonez Ochoa	15	4	1/520%	1/250%	0/30%	2/540%	3	2	5	1	2	2	0	1	11	2
0,20	8	Pau Carreno	15	3	1/1010%	1/425%	0/60%	1/1100%	0	1	1	1	0	1	2	0	19	-3
0,07	7	Pablo Gonzalez	14	1	0/80%	0/20%	0/60%	1/250%	1	1	2	1	3	2	0	0	6	-7
0,06	17	Pablo Sanchez	17	1	0/40%	0/0-	0/40%	1/250%	1	2	3	3	2	0	2	0	17	4
	12	Toni Naspler Peraire	DNP															
Team/Coaches									8	1	9		0	2				
Totals			200	73	31/8337.3%	26/4360.5%	5/4012.5%	6/1346.2%	27	31	58	18	14	20	12	5	37	80

[Team Comparison](#)  
[Shot Chart](#)

[Overview](#)  
[PlayByPlay](#)

Q1	Q2	Q3	Q4
11-17	17-22	6-12	2-22

Totals	Minutes	Points	Rebounds	Assists
Players	%	%	%	%
Sergi Huguet	8	23	14	0
Jaime Pradilla	12	19	16	6
Alessandro Scariolo	9	11	2	6
Pablo Tamba Villen	11	10	8	11
Michael Caicedo	10	8	8	6
Ismael Tamba	10	8	6	28
Golden Dike	11	8	22	11
Inaki Ordonez Ochoa	8	5	10	6
Pau Carreno	8	4	2	6
Pablo Gonzalez	7	1	4	6
Pablo Sanchez	9	1	6	17
Toni Naspler Peraire				

# FIBA U20 European Challengers 2021 Spain



## Cumulated Statistics

#	Players	G	Min	FG	2pts	3pts	FT	O	D	Tot	As	PF	To	St	BS	+/-	Ef	Pts
16	J. Pradilla	5	115	27/4757.4%	25/3964.1%	2/825%	10/1758.8%	15	20	35	9	13	16	6	3	66	76	66
9	M. Caicedo	5	127	22/3857.9%	12/1963.2%	10/1952.6%	7/1353.8%	3	11	14	9	8	13	8	1	63	58	61
6	A. Scariolo	5	92	20/4445.5%	19/3554.3%	1/911.1%	6/875%	4	8	12	16	10	7	4	0	58	46	47
14	I. Tamba	5	102	17/3253.1%	16/2857.1%	1/425%	5/862.5%	10	18	28	11	15	6	4	9	55	68	40
5	P. Tamba	5	92	15/3050%	10/1566.7%	5/1533.3%	5/771.4%	3	11	14	7	8	14	5	2	47	37	40
7	P. Gonzalez	5	82	9/4022.5%	2/922.2%	7/3122.6%	6/966.7%	8	7	15	3	11	5	4	1	18	15	31
4	S. Huguet	5	89	10/3033.3%	6/1442.9%	4/1625%	1/250%	6	9	15	6	6	4	4	0	34	25	25
17	P. Sanchez	5	65	4/1526.7%	3/742.9%	1/812.5%	5/683.3%	2	9	11	9	5	7	6	0	23	21	14
8	P. Carreno	5	43	4/2119%	3/933.3%	1/128.3%	3/475%	0	2	2	2	2	5	2	0	15	-5	12
15	G. Dike	5	114	5/1533.3%	5/1435.7%	0/10%	1/520%	13	27	40	8	9	8	1	2	40	40	11
13	I. Ordonez	5	29	2/1020%	2/633.3%	0/40%	2/540%	4	4	8	3	4	2	0	1	0	5	6
12	T. Naspler	4	51	2/450%	2/450%	0/0-%	2/2100%	1	5	6	15	5	8	1	2	11	20	6
Team/Coaches								16	11	27	0	1	3	0	0	0	0.0	
TOTALS			1000	137/32642%	105/19952.8%	32/12725.2%	53/8661.6%	85	142	227	98	97	98	45	21	86	406.0	359

## Average Statistics

#	Players	G	Min	FG	2pts	3pts	FT	O	D	Tot	As	PF	To	St	BS	+/-	Ef	Pts
16	J. Pradilla	5	23.0	5.4/9.457.4%	5.0/7.864.1%	0.4/1.625%	2.0/3.458.8%	3.0	4.0	7.0	1.8	2.6	3.2	1.2	0.6	13.2	15.2	13,2
9	M. Caicedo	5	25.3	4.4/7.657.9%	2.4/3.863.2%	2.0/3.852.6%	1.4/2.653.8%	0.6	2.2	2.8	1.8	1.6	2.6	1.6	0.2	12.6	11.6	12,2
6	A. Scariolo	5	18.5	4.0/8.845.5%	3.8/7.054.3%	0.2/1.811.1%	1.2/1.675%	0.8	1.6	2.4	3.2	2.0	1.4	0.8	0.0	11.6	9.2	9,4
14	I. Tamba	5	20.4	3.4/6.453.1%	3.2/5.657.1%	0.2/0.825%	1.0/1.662.5%	2.0	3.6	5.6	2.2	3.0	1.2	0.8	1.8	11.0	13.6	8
5	P. Tamba	5	18.4	3.0/6.050%	2.0/3.066.7%	1.0/3.033.3%	1.0/1.471.4%	0.6	2.2	2.8	1.4	1.6	2.8	1.0	0.4	9.4	7.4	8
7	P. Gonzalez	5	16.3	1.8/8.022.5%	0.4/1.822.2%	1.4/6.222.6%	1.2/1.866.7%	1.6	1.4	3.0	0.6	2.2	1.0	0.8	0.2	3.6	3.0	6,2
4	S. Huguet	5	17.7	2.0/6.033.3%	1.2/2.842.9%	0.8/3.225%	0.2/0.450%	1.2	1.8	3.0	1.2	1.2	0.8	0.8	0.0	6.8	5.0	5
17	P. Sanchez	5	13.1	0.8/3.026.7%	0.6/1.442.9%	0.2/1.612.5%	1.0/1.283.3%	0.4	1.8	2.2	1.8	1.0	1.4	1.2	0.0	4.6	4.2	2,8
8	P. Carreno	5	8.5	0.8/4.219%	0.6/1.833.3%	0.2/2.48.3%	0.6/0.875%	0.0	0.4	0.4	0.4	0.4	1.0	0.4	0.0	3.0	-1.0	2,4
15	G. Dike	5	22.7	1.0/3.033.3%	1.0/2.835.7%	0.0/0.20%	0.2/1.020%	2.6	5.4	8.0	1.6	1.8	1.6	0.2	0.4	8.0	8.0	2,2
12	T. Naspler	4	12.9	0.5/1.050%	0.5/1.050%	0.0/0.0-%	0.5/0.5100%	0.3	1.3	1.5	3.8	1.3	2.0	0.3	0.5	2.8	5.0	1,5
13	I. Ordonez	5	5.8	0.4/2.020%	0.4/1.233.3%	0.0/0.80%	0.4/1.040%	0.8	0.8	1.6	0.6	0.8	0.4	0.0	0.2	0.0	1.0	1,2
Team/Coaches								3.2	2.2	5.4	0.0	0.2	0.6	0.0	0.0	0.0	0.0	
TOTALS			200.0	27.4/65.242%	21.0/39.852.8%	6.4/25.425.2%	10.6/17.261.6%	17.0	28.4	45.4	19.6	19.4	19.6	9.0	4.2	17.2	81.2	71,8



## FIBA U20 European Challengers 2021



24-jul



# FIBA U20 European Challengers 2021

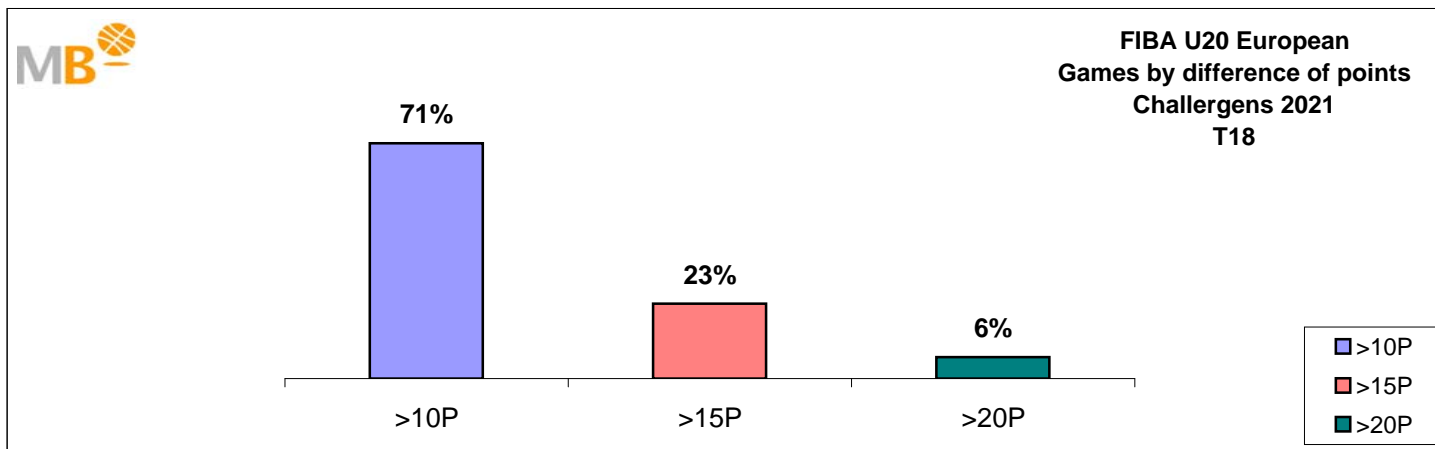
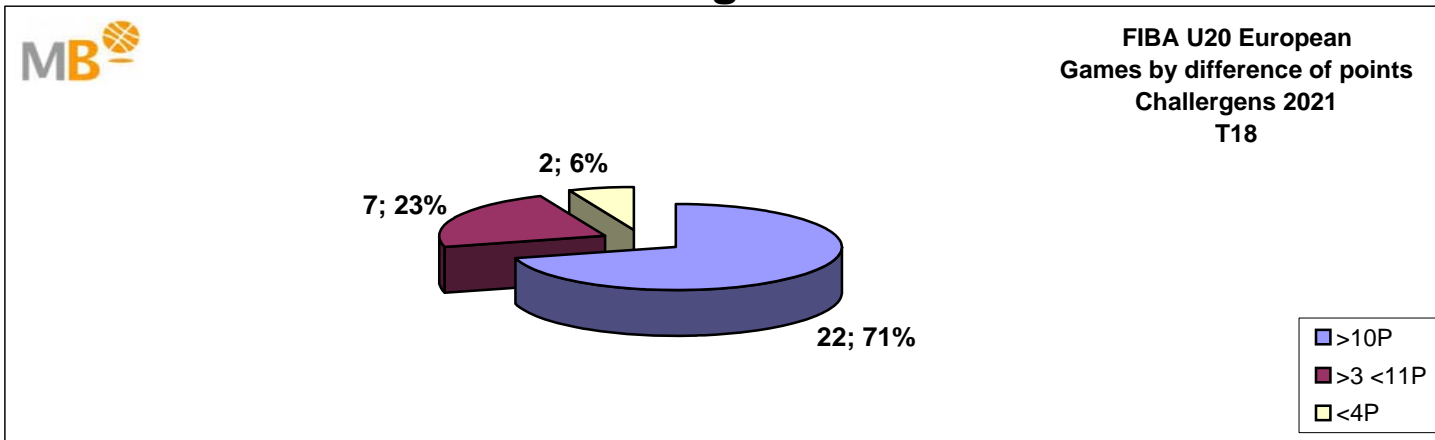


Challenger 19-26 Bracket			
Date	Classification 5-8	Date	Semi-Finals
24-jul	Luxembur-Kosovo	24-jul	Switzerl-Belarus
24-jul	Slovakia-Romania	24-jul	Hungary-N Maced

Group Top 18 Challengers						Challenger 19-26 Group Phase								
Date	GROUP A		Date	GROUP B		Date	GROUP C		Date	GROUP D		Date	GROUP E	
20-jul	Portugal-Croatia	66-89	20-jul	Bulgaria-Turkey	71-78	19-jul	Belgium-Slovenia	59-74	20-jul	N Maced-Luxembo	73-57	20-jul	Belarus-Kosovo	101-60
20-jul	Italy-Czech Rep	66-63	20-jul	Germany-Poland	87-66	19-jul	Ukraine-Greece	49-88	20-jul	Switzerl-Romania	92-58	20-jul	Hungary-Slovakia	79-74
20-jul	Albania-Spain	36-73	20-jul	Georgia-France	63-84	19-jul	Russia-Israel	72-78	21-jul	Romania-N Maced	78-79	21-jul	Slovakia-Belarus	64-71
21-jul	Croatia-Italy	71-57	21-jul	Poland-Bulgaria	79-86	20-jul	Slovenia-Ukraine	81-61	21-jul	Luxemb-Switzerla	69-67	21-jul	Kosovo-Hungary	46-92
21-jul	Czech Rep-Albania	91-47	21-jul	France-Germany	65-62	20-jul	Greece-Russia	84-70	22-jul	Romania-Luxemb	68-69	22-jul	Slovakia-Kosovo	81-64
21-jul	Spain-Portugal	68-54	21-jul	Turkey-Georgia	69-77	20-jul	Israel-Belgium	75-49	22-jul	N Maced-Switzerlan	65-79	22-jul	Belarus-Hungary	71-93
22-jul	Albania-Croatia	46-99	22-jul	Bulgaria-France	63-95	21-jul	Russia-Ukraine	79-47						
22-jul	Czech Rep-Spain	71-65	22-jul	Poland-Turkey	82-73	21-jul	Belgium-Greece	78-64						
22-jul	Italy-Portugal	81-50	22-jul	Germany-Georgia	96-55	21-jul	Israel-Slovenia	59-69						
24-jul	Spain-Italy		24-jul	Turkey-Germany		23-jul	Ukraine-Belgium	54-78						
24-jul	Croatia-Czech Rep		24-jul	France-Poland		23-jul	Greece-Israel	82-70						
24-jul	Portugal-Albania		24-jul	Georgia-Bulgaria		23-jul	Slovenia-Russia	83-57						
						24-jul	Israel-Ukraine							
						24-jul	Greece-Slovenia							
						24-jul	Belgium-Russia							




  
**FIBA U20 European**
  
**Challergens 2021**

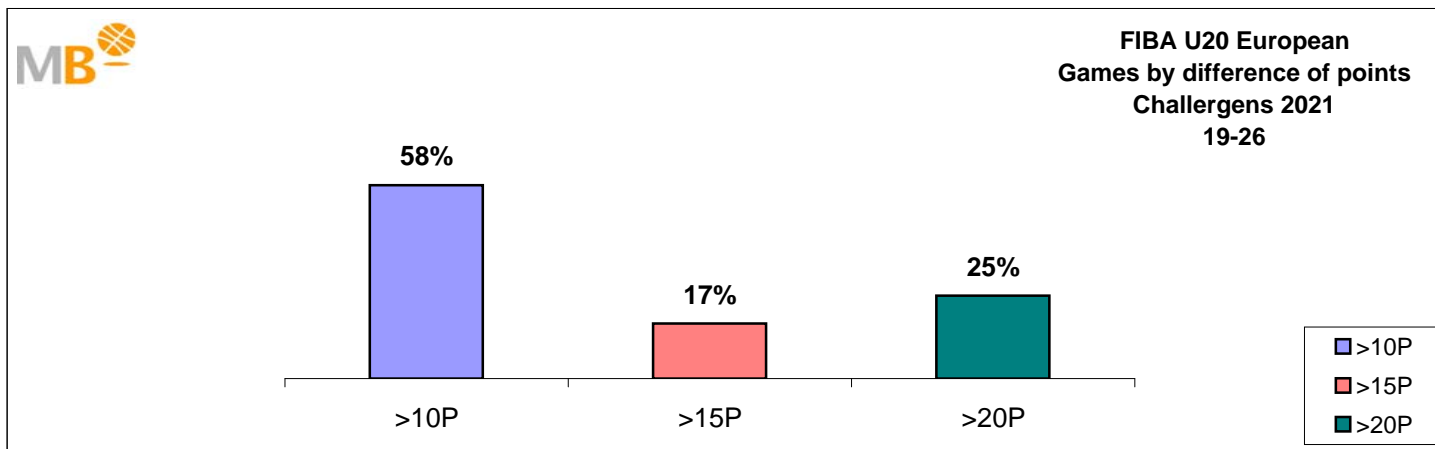
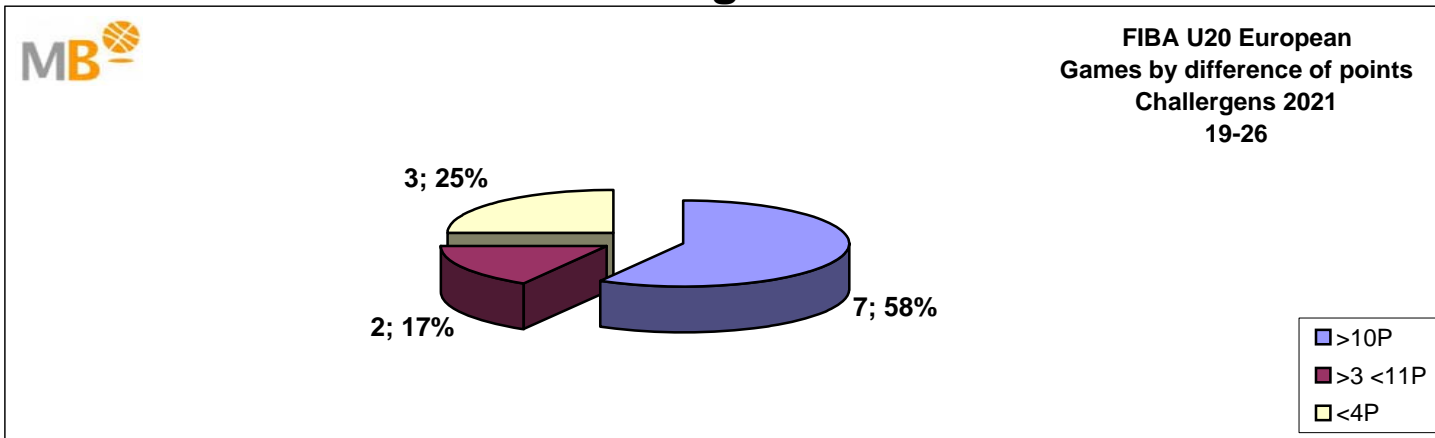


- >10P Games finished with a difference of more than 10 points
- >15P Games finished with a difference of more than 15 points
- >20P Games finished with a difference of more than 20 points
- >3<11P Games finished with a difference between 4 and 10 points
- <4P Games finished with a difference of less than 4 points

**Games: 31**

**24-Jul-21**

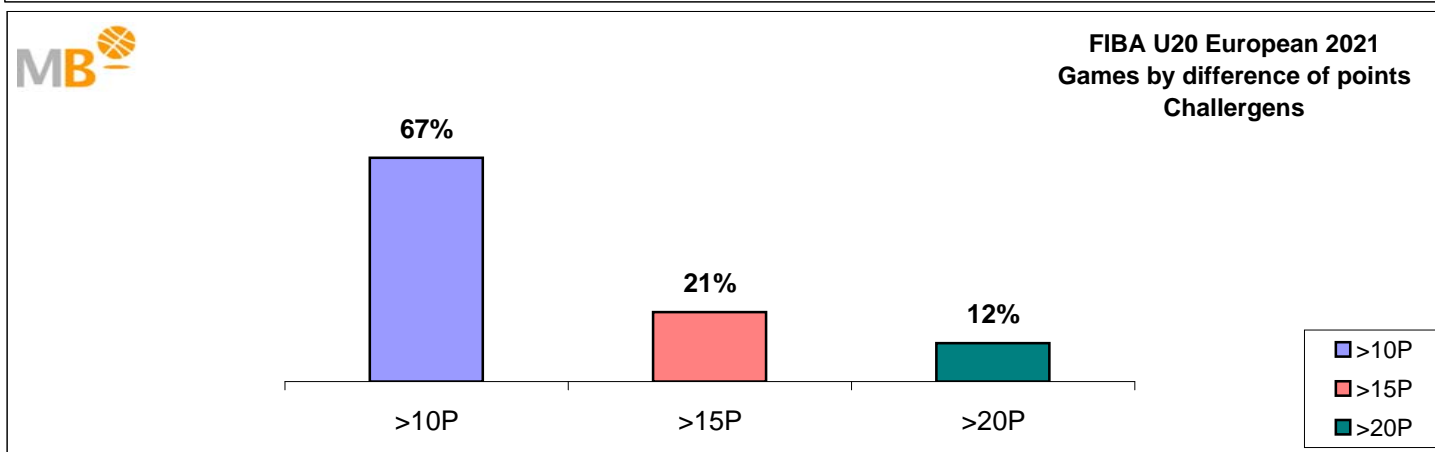
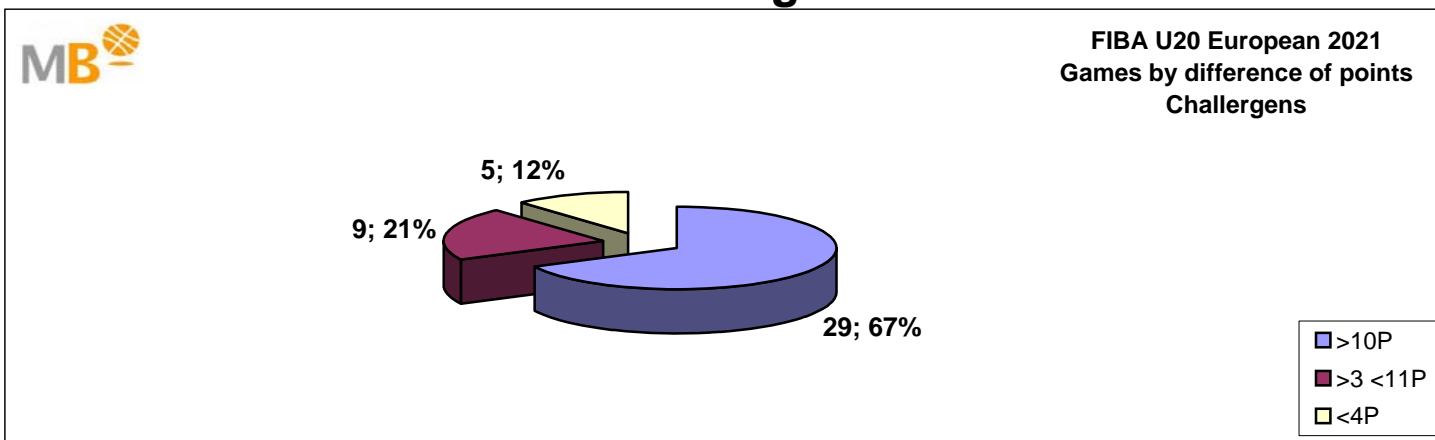
  
**FIBA U20 European**  
**Challergens 2021**



- >10P Games finished with a difference of more than 10 points
- >15P Games finished with a difference of more than 15 points
- >20P Games finished with a difference of more than 20 points
- >3<11P Games finished with a difference between 4 and 10 points
- <4P Games finished with a difference of less than 4 points

**Games: 12**  
24-Jul-21

## FIBA U20 European 2021 Challengers



- >10P Games finished with a difference of more than 10 points
- >15P Games finished with a difference of more than 15 points
- >20P Games finished with a difference of more than 20 points
- >3<11P Games finished with a difference between 4 and 10 points
- <4P Games finished with a difference of less than 4 points

**Games: 43**

**24-Jul-21**