

FIBA U20 European Championship Poland 2024

Spain

Points/Minutes			40'			40'			40'		
Izan Almansa	0,65	26	Lucas Langarita	0,48	19	Victory Onuetu	0,37	15			
Jordi Rodriguez	0,55	22	Sergio De Larrea	0,37	15	Isaac Nogues	0,14	6			
Aday Mara	0,59	24	Ab Sediq Garuba	0,28	11						
David Gomez	0,48	19	Alvaro Folgueiras	0,34	14						
Rafael Villar	0,38	15	Conrad Martinez	0,28	11						
Rebounds/Minutes			40'			40'			40'		
Izan Almansa	0,28	11	Lucas Langarita	0,07	3	Victory Onuetu	0,28	11			
Jordi Rodriguez	0,11	5	Sergio De Larrea	0,09	3	Isaac Nogues	0,37	15			
Aday Mara	0,34	13	Ab Sediq Garuba	0,20	8						
David Gomez	0,14	6	Alvaro Folgueiras	0,32	13						
Rafael Villar	0,10	4	Conrad Martinez	0,10	4						
Assists/Minutes			40'			40'			40'		
Izan Almansa	0,11	4	Lucas Langarita	0,14	6	Victory Onuetu	0,02	1			
Jordi Rodriguez	0,10	4	Sergio De Larrea	0,20	8	Isaac Nogues	0,10	4			
Aday Mara	0,08	3	Ab Sediq Garuba	0,09	4						
David Gomez	0,02	1	Alvaro Folgueiras	0,08	3						
Rafael Villar	0,24	9	Conrad Martinez	0,32	13						

Totals	Minutes	Points	Rebounds	Assists	FG
Players	%	%	%	%	%
11 Izan Almansa	12%	19%	17%	11%	16%
7 Jordi Rodriguez	11%	14%	6%	9%	14%
15 Aday Mara	7%	10%	12%	5%	9%
13 David Gomez	9%	10%	6%	2%	2%
4 Rafael Villar	9%	8%	5%	17%	6%
5 Lucas Langarita	7%	8%	3%	8%	10%
9 Sergio De Larrea	9%	8%	4%	14%	8%
10 Ab Sediq Garuba	10%	7%	10%	7%	9%
14 Alvaro Folgueiras	6%	5%	10%	4%	12%
6 Conrad Martinez	6%	4%	3%	15%	7%
16 Victory Onuetu	4%	4%	6%	1%	4%
17 Isaac Nogues	9%	3%	17%	7%	3%

FIBA U20 European Championship

Poland 2024

Spain

Cumulated



#	PLAYERS	GP	MIN	SHOTS				REBOUNDS				AST	PF	TO	STL	BLK	+/-	EFF	PTS
				FG	2PT FG	3PT FG	FT	OREB	DREB	REB	REB								
11	Izan Almansa	7	170	45-74-60.8%	42-67-62.7%	3-7-42.9%	17-24-70.8%	12	36	48	19	9	5	6	5	107	147	110	
7	Jordi Rodriguez	7	150	28-67-41.8%	44-50-52.4%	17-46-37.0%	9-15-60.0%	5	12	17	15	11	8	11	0	76	72	82	
10	Ab Sediq Garuba	7	145	14-42-33.3%	10-16-62.5%	4-25-15.4%	9-10-90.0%	12	17	29	13	17	15	12	1	56	52	41	
17	Isaac Nogues	7	129	7-9-77.8%	7-9-77.8%	0-0-0.0%	4-9-44.4%	17	31	48	13	11	9	13	0	65	76	18	
4	Rafael Villar	7	127	20-29-69.0%	19-24-79.2%	1-5-20.0%	7-12-58.3%	4	9	13	30	14	16	8	1	61	70	48	
9	Sergio De Larrea	7	126	15-45-33.3%	10-29-34.5%	5-16-31.3%	11-18-61.1%	3	8	11	25	13	14	11	2	71	44	46	
13	David Gomez	7	121	23-37-62.2%	17-22-77.3%	6-15-40.0%	6-8-75.0%	8	9	17	3	10	2	9	3	59	72	58	
15	Aday Mara	7	101	26-44-59.1%	26-44-59.1%	0-0-0.0%	8-12-66.7%	12	22	34	8	21	18	4	12	61	78	60	
5	Lucas Langarita	7	100	20-59-33.9%	14-28-50.0%	6-31-19.4%	2-4-50.0%	0	7	7	14	6	7	2	1	75	24	48	
14	Alvaro Folgueiras	7	90	12-32-37.5%	7-16-43.8%	5-16-31.3%	2-4-50.0%	8	21	29	7	8	5	8	4	57	52	31	
6	Conrad Martinez	7	82	9-21-42.9%	8-12-66.7%	1-9-11.1%	4-8-50.0%	2	6	8	26	6	10	2	0	40	33	23	
16	Victory Onuetu	6	60	9-14-64.3%	9-14-64.3%	0-0-0.0%	4-8-50.0%	6	11	17	1	11	1	5	1	22	36	22	
		1400		228-473-48.2%	180-302-59.6%	48-171-28.1%	83-132-62.9%	104	197	301	174	139	118	91	30	150	756	587	

Overview

Roster
News

Games
Photos

Videos

Average

#	PLAYERS	GP	MIN	SHOTS				REBOUNDS				AST	PF	TO	STL	BLK	+/-	EFF	PTS
				FG	2PT FG	3PT FG	FT	OREB	DREB	REB	REB								
11	Izan Almansa	7	24.3	6.4/10.6-60.8%	6.0/9.6-62.7%	0.4/1.0-42.9%	2.4/3.4-70.8%	1.7	5.1	6.9	2.7	1.3	0.7	0.9	0.7	15.3	21.0	15.7	
7	Jordi Rodriguez	7	21.5	4.0/9.6-41.8%	1.6/3.0-52.4%	2.4/6.6-37.0%	1.3/2.1-60.0%	0.7	1.7	2.4	2.1	1.6	1.1	1.6	0.0	10.9	10.3	11.7	
10	Ab Sediq Garuba	7	20.7	2.0/6.0-33.3%	1.4/2.3-62.5%	0.6/3.7-15.4%	1.3/1.4-90.0%	1.7	2.4	4.1	1.9	2.4	2.1	1.7	0.1	8.0	7.4	5.9	
17	Isaac Nogues	7	18.4	1.0/1.3-77.8%	1.0/1.3-77.8%	0.0/0.0-0.0%	0.6/1.3-44.4%	2.4	4.4	6.9	1.9	1.6	1.3	1.9	0.0	9.3	10.9	2.6	
4	Rafael Villar	7	18.1	2.8/4.1-69.0%	2.7/3.4-79.2%	0.1/0.7-20.0%	1.0/1.7-58.3%	0.6	1.3	1.9	4.3	2.0	2.3	1.1	0.1	8.7	10.0	6.9	
9	Sergio De Larrea	7	18.0	2.1/6.4-33.3%	1.4/4.1-34.5%	0.7/2.3-31.3%	1.6/2.6-61.1%	0.4	1.1	1.6	3.6	1.9	2.0	1.6	0.3	10.1	6.3	6.6	
13	David Gomez	7	17.2	3.3/5.2-62.2%	2.4/3.1-77.3%	0.9/2.1-40.0%	0.9/1.1-75.0%	1.1	1.3	2.4	0.4	1.4	0.3	1.3	0.4	8.4	10.3	8.3	
15	Aday Mara	7	14.5	3.7/6.3-59.1%	3.7/6.3-59.1%	0.0/0.0-0.0%	1.1/1.7-66.7%	1.7	3.1	4.9	1.1	3.0	2.6	0.6	1.7	8.7	11.1	8.6	
5	Lucas Langarita	7	14.3	2.9/8.4-33.9%	2.0/4.0-50.0%	0.9/4.4-19.4%	0.3/0.6-50.0%	0.0	1.0	1.0	2.0	0.9	1.0	0.3	0.1	10.7	3.4	6.9	
14	Alvaro Folgueiras	7	12.8	1.7/4.6-37.5%	1.0/2.3-43.8%	0.7/2.3-31.3%	0.3/0.6-50.0%	1.1	3.0	4.1	1.0	1.1	0.7	1.1	0.6	8.1	7.4	4.4	
6	Conrad Martinez	7	11.7	1.2/3.0-42.9%	1.1/1.7-66.7%	0.1/1.3-11.1%	0.6/1.1-50.0%	0.3	0.9	1.1	3.7	0.9	1.4	0.3	0.0	5.7	4.7	3.3	
16	Victory Onuetu	6	10.1	1.5/2.3-64.3%	1.5/2.3-64.3%	0.0/0.0-0.0%	0.7/1.3-50.0%	1.0	1.8	2.8	0.2	1.8	0.2	0.8	0.2	3.7	6.0	3.7	
		200		6/67.5-48.2%-48.7/43.1-59.6%-59.3/24.4-28.1%-28.19/18.9-62.9%-62.1	14.9	28.1	43.0	24.9	19.9	16.9	13.0	4.3	21.4	108.0	83.9				

FIBA U20 European Championship

Poland 2024

Group Phase



Group A

6/6 games played

#	TEAM	GAMES				%	STREAK		GAME POINTS				POINTS
		GP	W	L	LAST 5		FOR	AGT	-/+	FA	AA		
1	Serbia	3	2	1	66.7	● ● ● ● ●	246	214	32	82.0	71.3	5	
2	France	3	2	1	66.7	● ● ● ● ●	250	194	56	83.3	64.7	5	
3	Poland	3	1	2	33.3	● ● ● ● ●	198	275	-77	66.0	91.7	4	
4	Greece	3	1	2	33.3	● ● ● ● ●	205	216	-11	68.3	72.0	4	

Group B

6/6 games played

#	TEAM	GAMES				%	STREAK		GAME POINTS				POINTS
		GP	W	L	LAST 5		FOR	AGT	-/+	FA	AA		
1	Israel	3	2	1	66.7	● ● ● ● ●	233	219	14	77.7	73.0	5	
2	Italy	3	2	1	66.7	● ● ● ● ●	230	216	14	76.7	72.0	5	
3	Germany	3	2	1	66.7	● ● ● ● ●	227	220	7	75.7	73.3	5	
4	Czechia	3	0	3	0.0	● ● ● ● ●	205	240	-35	68.3	80.0	3	

Group C

6/6 games played

#	TEAM	GAMES				%	STREAK		GAME POINTS				POINTS
		GP	W	L	LAST 5		FOR	AGT	-/+	FA	AA		
1	Spain	3	3	0	100.0	● ● ● ● ●	255	156	99	85.0	52.0	6	
2	Belgium	3	2	1	66.7	● ● ● ● ●	195	202	-7	65.0	67.3	5	
3	Türkiye	3	1	2	33.3	● ● ● ● ●	225	200	25	75.0	66.7	4	
4	North Macedonia	3	0	3	0.0	● ● ● ● ●	152	269	-117	50.7	89.7	3	

Group D


6/6 games played

#	TEAM	GAMES				%	STREAK		GAME POINTS				POINTS
		GP	W	L	LAST 5		FOR	AGT	-/+	FA	AA		
1	Slovenia	3	3	0	100.0	● ● ● ● ●	248	191	57	82.7	63.7	6	
2	Lithuania	3	2	1	66.7	● ● ● ● ●	251	180	71	83.7	60.0	5	
3	Iceland	3	1	2	33.3	● ● ● ● ●	202	244	-42	67.3	81.3	4	
4	Montenegro	3	0	3	0.0	● ● ● ● ●	162	248	-86	54.0	82.7	3	

FIBA U20 European Championship

Poland 2024

Final Standings





FIBA U20 European Championship Poland 2024

 Slovenia Win/Loss: 6/1	 France Win/Loss: 6/1	 Greece Win/Loss: 4/3
--	--	--

#	TEAMS
4.	Belgium
5.	Lithuania
6.	Czechia
7.	Spain
8.	Poland
9.	Italy
10.	Israel
11.	Serbia
12.	Germany
13.	Iceland
14.	Türkiye
15.	North Macedonia
16.	Montenegro



FIBA U20 European Championship

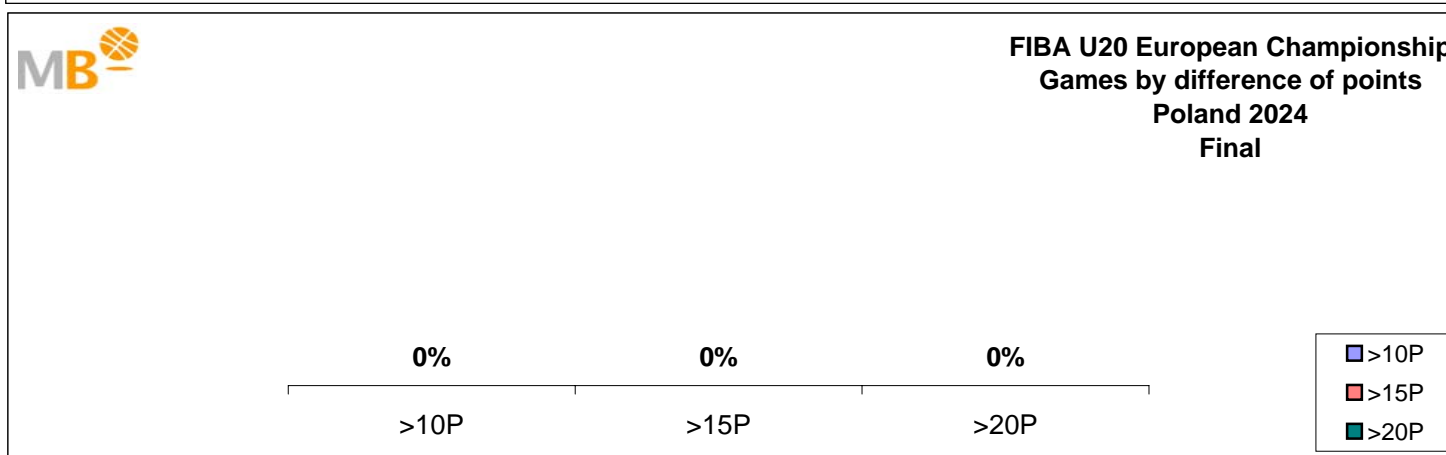
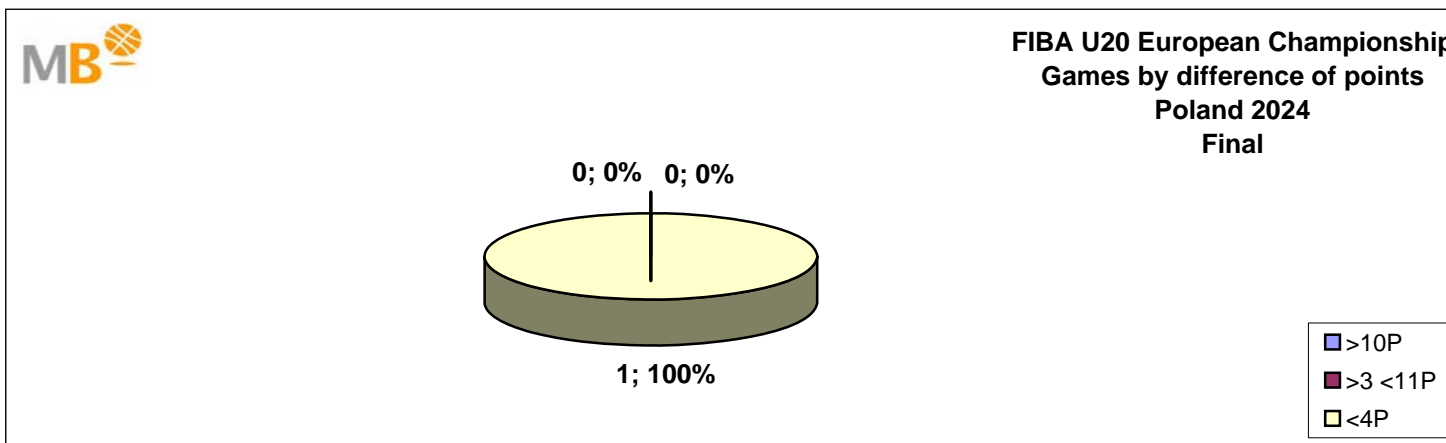
Poland 2024



Date	Final	Date	3 ^a -4 ^a Place
21-jul	SLO-FRA 78-82	21-jul	BEL-GRE 68-70
Date	5 ^a -6 ^a Place	Date	7 ^a -8 ^a Place
21-jul	CZE-LTU 85-94	21-jul	POL-ESP 80-107
Date	9 ^a -10 ^a Place	Date	11 ^a -12 ^a Place
21-jul	ITA-ISR 69-58	21-jul	SRB-GER 75-68
Date	13 ^a -14 ^a Place	Date	15 ^a -6 ^a Place
21-jul	ISL-TUR 96-95	21-jul	MKD-MNE 81-69
Date	Semi-finals	Date	5 ^a -8 ^a Place
20-jul	BEL-SLO 79-81	20-jul	ESP-LTU 73-82
20-jul	FRA-GRE 69-57	20-jul	CZE-POL 79-78
Date	9 ^a -12 ^a Place	Date	13 ^a -16 ^a Place
20-jul	SRB-ITA 64-71	20-jul	ISL-MKD 116-87
20-jul	GER-ISR 58-67	20-jul	MNE-TUR 57-85
Date	Quarter-Finals	Date	9 ^a -16 ^a Place
18-jul	FRA-ESP 74-72	18-jul	GER-MNE 86-58
18-jul	CZE-BEL 68-78	18-jul	SRB-ISL 101-79
18-jul	POL-SLO 72-73	18-jul	ITA-MKD 92-70
18-jul	GRE-LTU 87-82	18-jul	ISR-TUR 113-81
Date	Round of 16	Date	Round of 16
17-jul	FRA-GER 103-78	17-jul	SRB-CZE 67-72
17-jul	SLO-MKD 82-71	17-jul	ISR-GRE 65-68
17-jul	ITA-POL 63-74	17-jul	BEL-ISL 74-73
17-jul	ESP-MNE 80-45	17-jul	LTU-TUR 79-63

Group Phase							
Date	GROUP A	Date	GROUP B	Date	GROUP C	Date	GROUP D
13-jul	FRA-POL 110-56	13-jul	GER-ITA 67-87	13-jul	ESP-MKD 93-38	13-jul	LTU-ISL 93-63
13-jul	GRE-SRB 75-73	13-jul	ISR-CZE 82-74	13-jul	TUR-BEL 62-64	13-jul	MNE-SLO 61-81
14-jul	SRB-FRA 76-72	14-jul	CZE-GER 72-87	14-jul	BEL-ESP 45-81	14-jul	ISL-MNE 71-83
14-jul	POL-GRE 75-98	14-jul	ITA-ISR 72-90	14-jul	MKD-TUR 55-90	14-jul	SLO-LTU 69-62
15-jul	GRE-FRA 62-68	15-jul	CZE-ITA 59-71	15-jul	POL-SRB 67-97	15-jul	GER-ISR 73-61
15-jul	ISL-SLO 68-98	15-jul	TUR-ESP 73-91	15-jul	MKD-BEL 59-86	15-jul	MNE-LTU 48-96

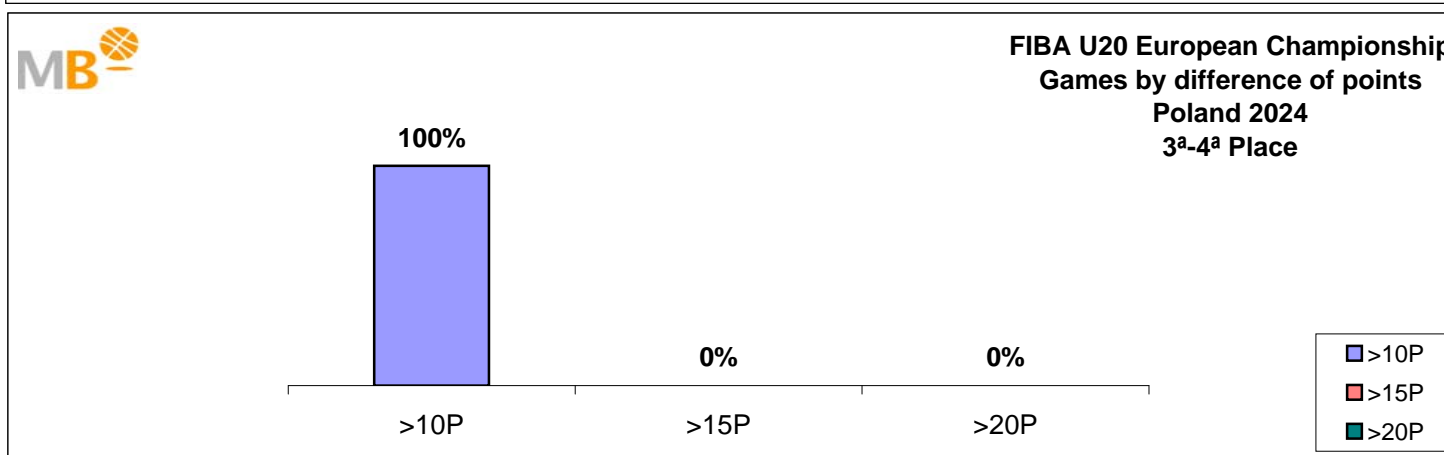
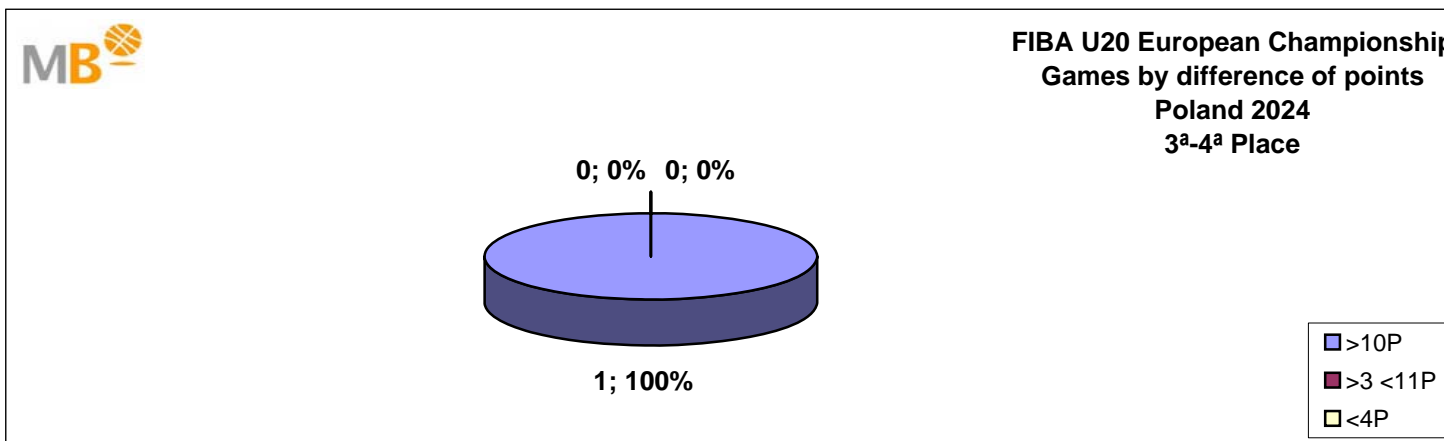
FIBA U20 European Championship Poland 2024 Final



- >10P Games finished with a difference of more than 10 points
- >15P Games finished with a difference of more than 15 points
- >20P Games finished with a difference of more than 20 points
- >3<11P Games finished with a difference between 4 and 10 points
- <4P Games finished with a difference of less than 4 points

Games: 1
21-Jul-24

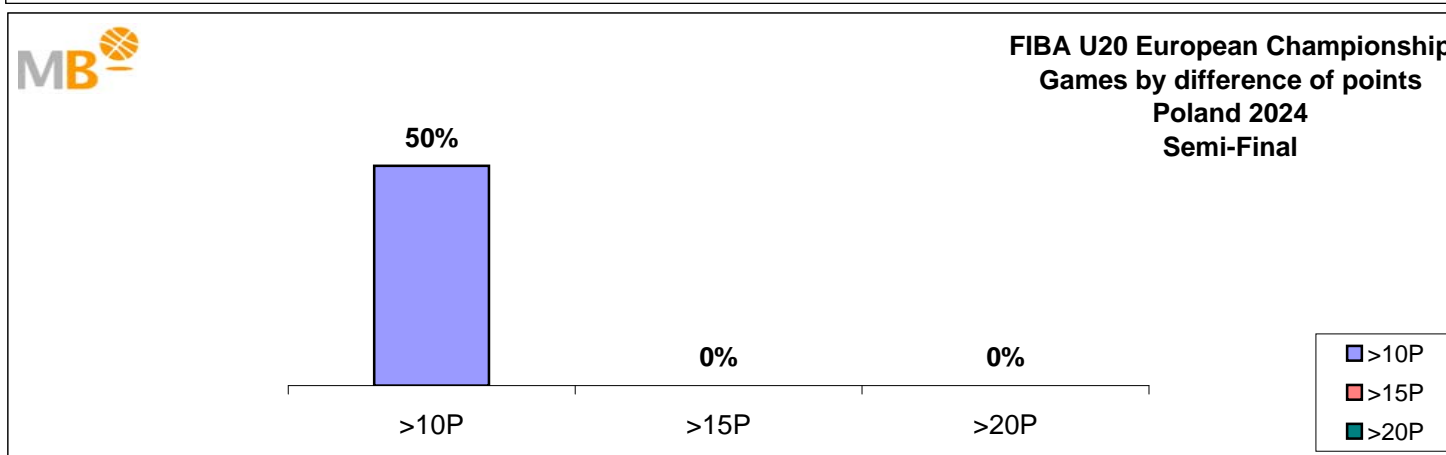
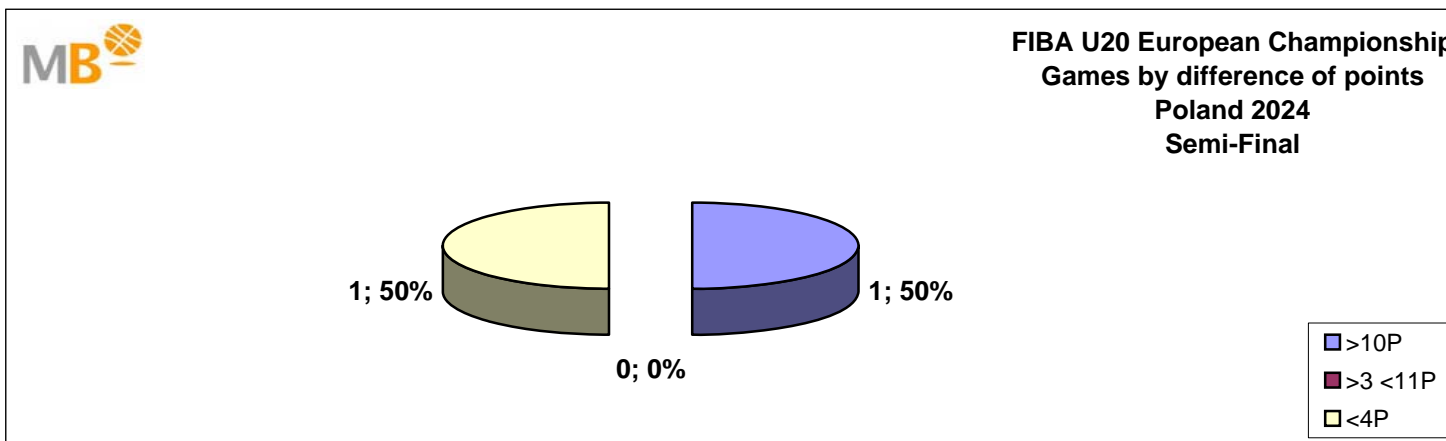
FIBA U20 European Championship Poland 2024 3^a-4^a Place



- >10P Games finished with a difference of more than 10 points
- >15P Games finished with a difference of more than 15 points
- >20P Games finished with a difference of more than 20 points
- >3<11P Games finished with a difference between 4 and 10 points
- <4P Games finished with a difference of less than 4 points

Games: 1
21-Jul-24

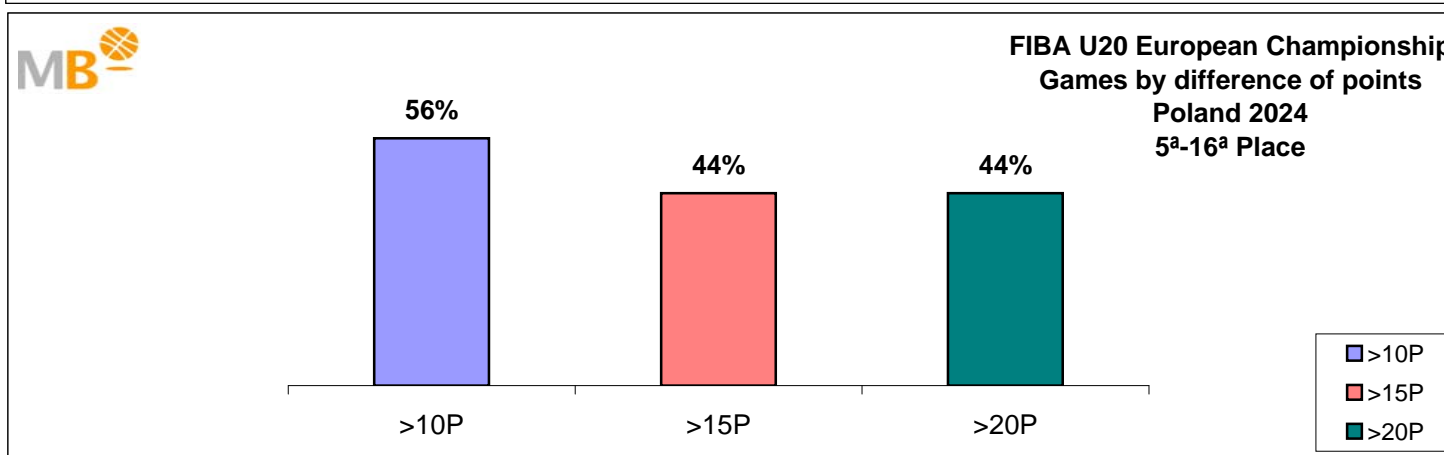
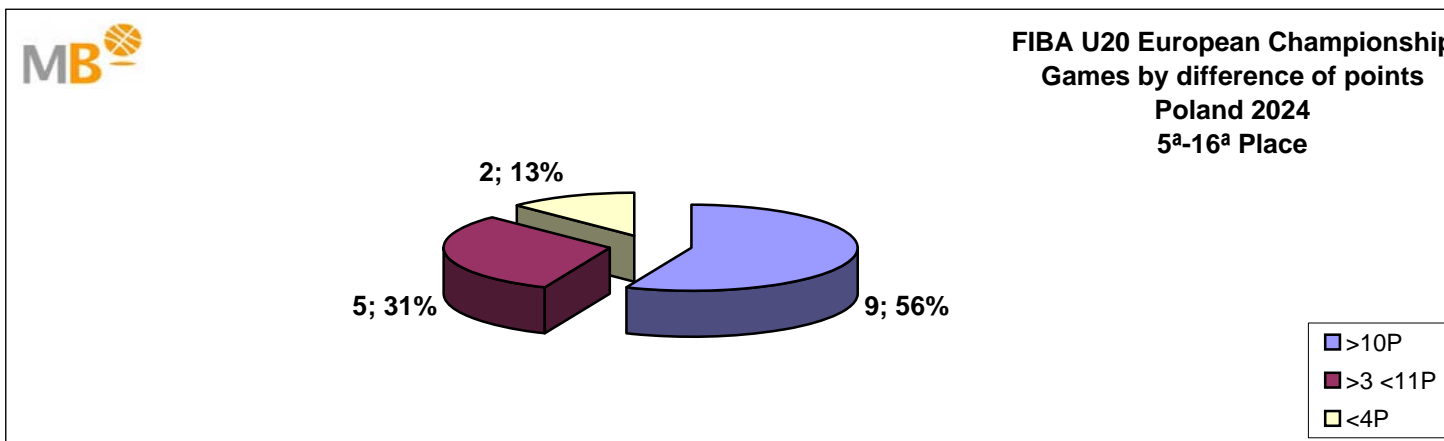
FIBA U20 European Championship Poland 2024 Semi-Final



- >10P Games finished with a difference of more than 10 points
- >15P Games finished with a difference of more than 15 points
- >20P Games finished with a difference of more than 20 points
- >3<11P Games finished with a difference between 4 and 10 points
- <4P Games finished with a difference of less than 4 points

Games: 2
20-Jul-24

FIBA U20 European Championship Poland 2024 5^a-16^a Place



- >10P Games finished with a difference of more than 10 points
- >15P Games finished with a difference of more than 15 points
- >20P Games finished with a difference of more than 20 points
- >3<11P Games finished with a difference between 4 and 10 points
- <4P Games finished with a difference of less than 4 points

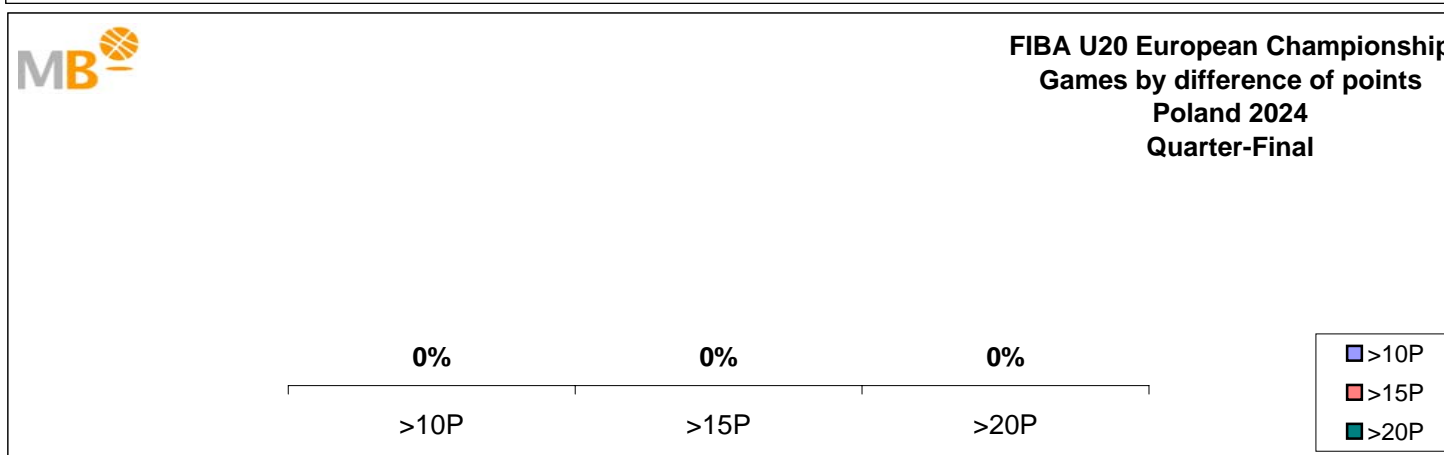
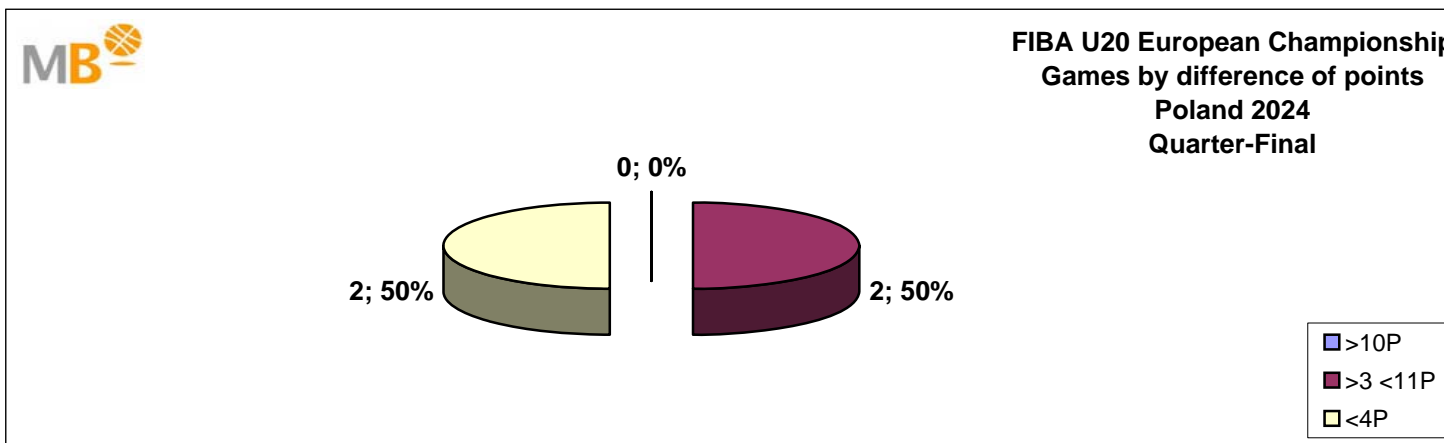
Games: 16

21-Jul-24

FIBA U20 European Championship

Poland 2024

Quarter-Final



>10P	Games finished with a difference of more than 10 points
>15P	Games finished with a difference of more than 15 points
>20P	Games finished with a difference of more than 20 points
>3<11P	Games finished with a difference between 4 and 10 points
<4P	Games finished with a difference of less than 4 points

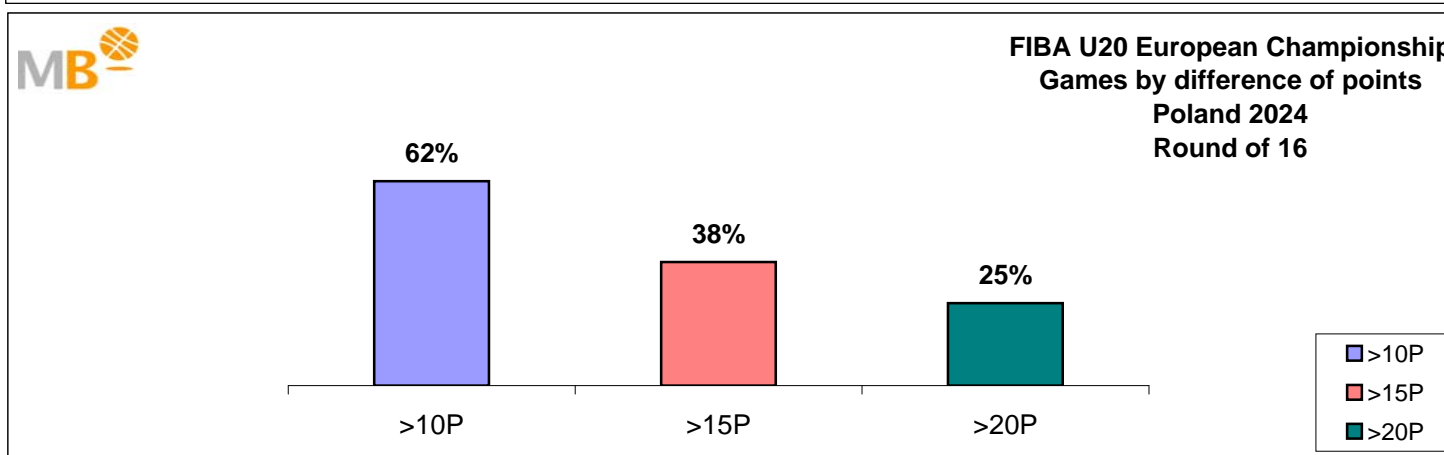
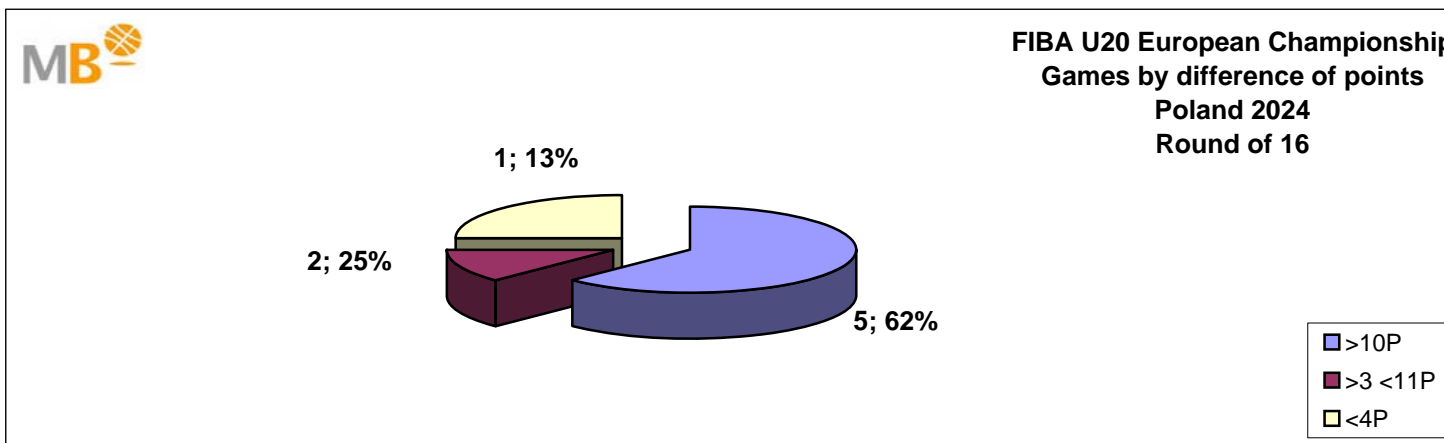
Games: 4

18-Jul-24

FIBA U20 European Championship

Poland 2024

Round of 16

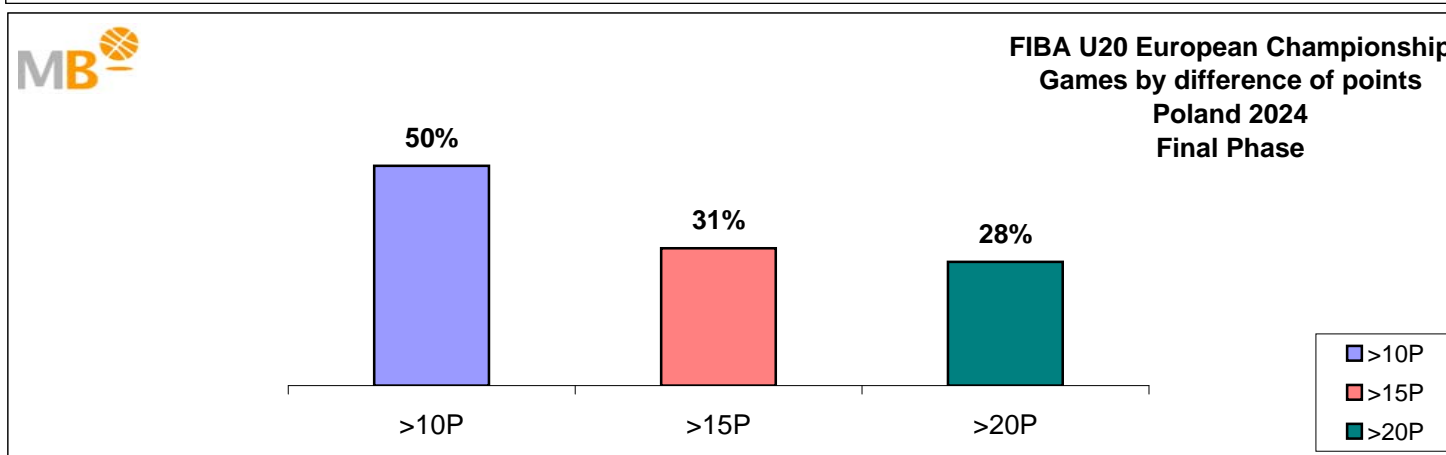
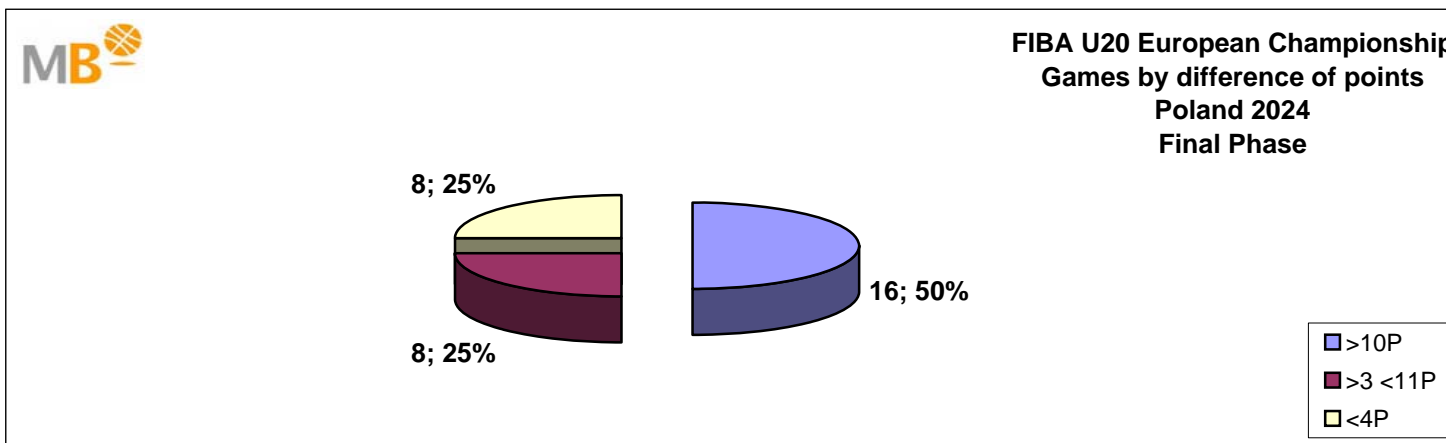


- >10P Games finished with a difference of more than 10 points
- >15P Games finished with a difference of more than 15 points
- >20P Games finished with a difference of more than 20 points
- >3<11P Games finished with a difference between 4 and 10 points
- <4P Games finished with a difference of less than 4 points

Games: 8

17-Jul-24

FIBA U20 European Championship Poland 2024 Final Phase



- >10P Games finished with a difference of more than 10 points
- >15P Games finished with a difference of more than 15 points
- >20P Games finished with a difference of more than 20 points
- >3<11P Games finished with a difference between 4 and 10 points
- <4P Games finished with a difference of less than 4 points

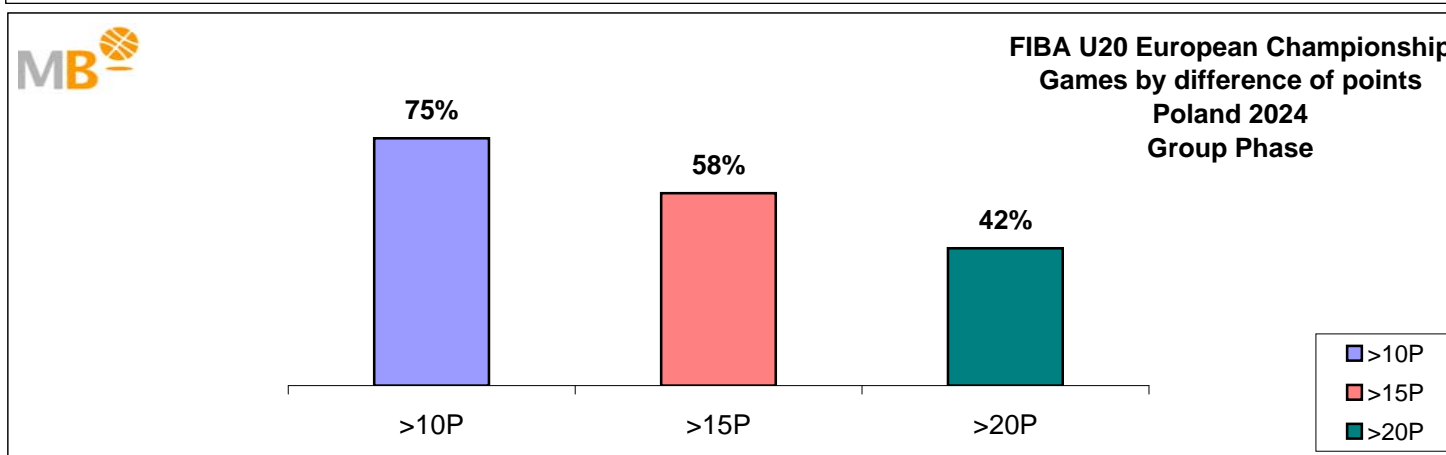
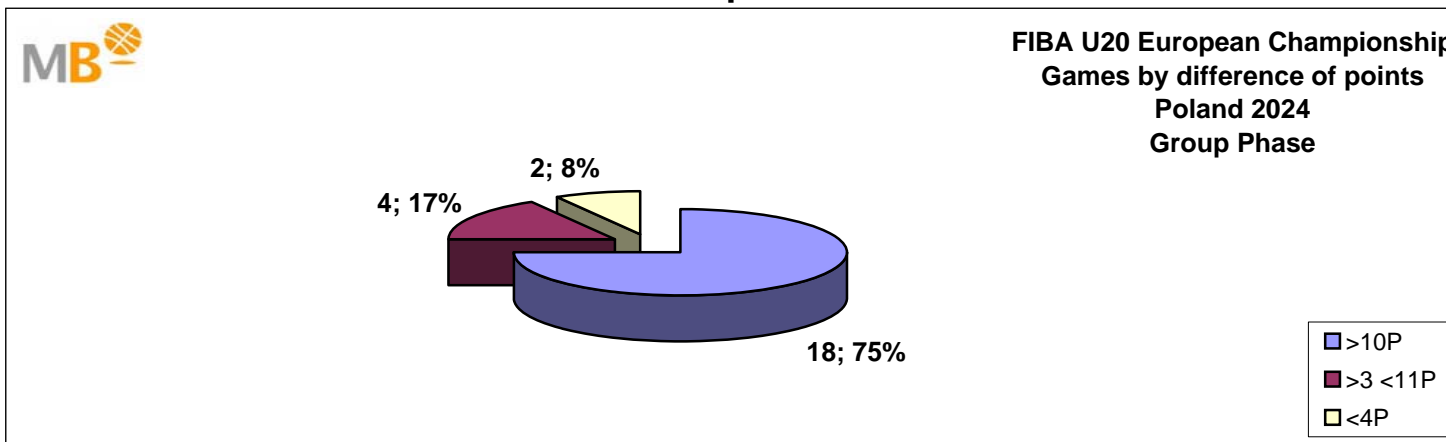
Games: 32

21-Jul-24

FIBA U20 European Championship

Poland 2024

Group Phase

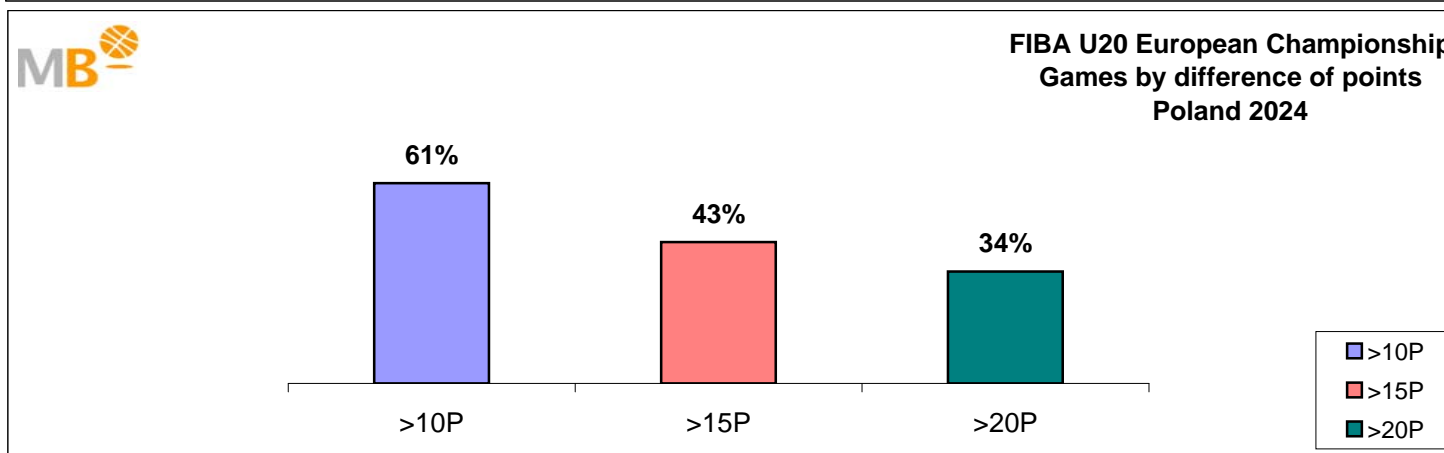
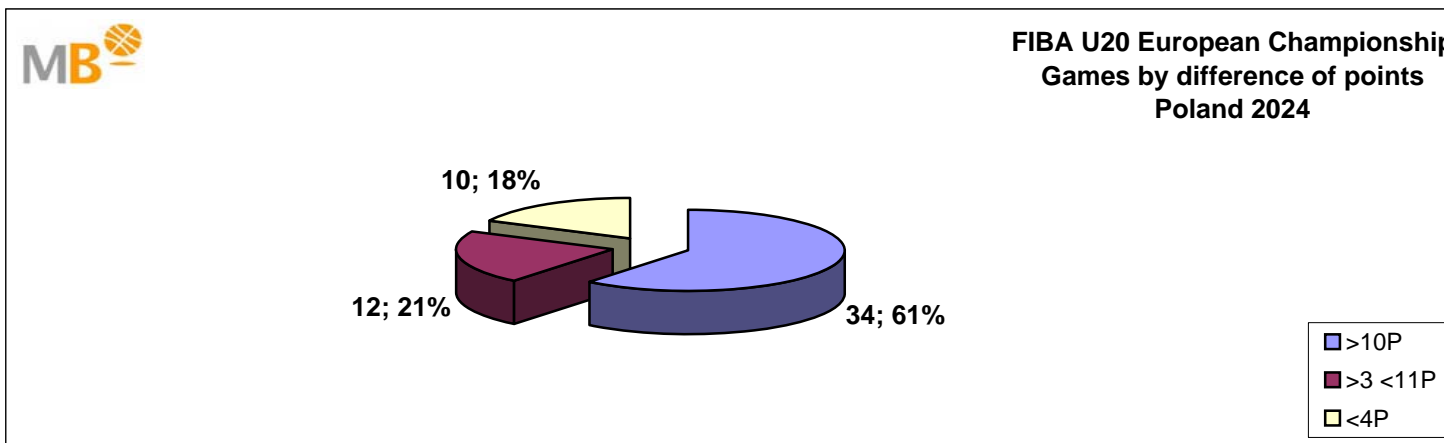


- >10P Games finished with a difference of more than 10 points
- >15P Games finished with a difference of more than 15 points
- >20P Games finished with a difference of more than 20 points
- >3<11P Games finished with a difference between 4 and 10 points
- <4P Games finished with a difference of less than 4 points

Games: 24

15-Jul-24

FIBA U20 European Championship Poland 2024



- >10P** Games finished with a difference of more than 10 points
- >15P** Games finished with a difference of more than 15 points
- >20P** Games finished with a difference of more than 20 points
- >3<11P** Games finished with a difference between 4 and 10 points
- <4P** Games finished with a difference of less than 4 points

Games: 56

21-Jul-24