

## FIBA U20 Women's European Championship Hungary 2022

### Spain

Points/Minutes		40'			40'			40'
C. Contell	0,50	20	E. Garfella	0,30	12	G. Capel	0,21	8
T. Alarcon	0,44	18	B. De Santiago	0,35	14	G. Sanchez	0,00	0
M. Dembele	0,35	14	J. Rueda	0,34	14			
N. Djiu	0,48	19	E. Buenavida	0,29	11			
L. Lamana	0,57	23	C. Langarita	0,29	12			
Rebounds/Minutes		40'			40'			40'
C. Contell	0,17	7	E. Garfella	0,20	8	G. Capel	0,24	10
T. Alarcon	0,16	7	B. De Santiago	0,28	11	G. Sanchez	0,00	0
M. Dembele	0,19	7	J. Rueda	0,09	3			
N. Djiu	0,54	21	E. Buenavida	0,17	7			
L. Lamana	0,04	1	C. Langarita	0,16	6			
Assists/Minutes		40'			40'			40'
C. Contell	0,09	4	E. Garfella	0,07	3	G. Capel	0,05	2
T. Alarcon	0,05	2	B. De Santiago	0,06	2	G. Sanchez	0,08	3
M. Dembele	0,14	6	J. Rueda	0,08	3			
N. Djiu	0,01	0	E. Buenavida	0,08	3			
L. Lamana	0,14	5	C. Langarita	0,06	3			

Totals	Minutes	Points	Rebounds	Assists	FG
Players	%	%	%	%	%
C. Contell	10	14	9	12	21%
T. Alarcon	9	11	8	6	11%
M. Dembele	11	10	10	21	14%
N. Djiu	7	9	19	1	10%
L. Lamana	6	9	1	10	10%
E. Garfella	11	9	11	10	13%
B. De Santiago	9	9	13	7	13%
J. Rueda	9	9	4	9	10%
E. Buenavida	9	7	8	9	11%
C. Langarita	9	7	7	8	12%
G. Capel	9	5	10	6	7%
G. Sanchez	1	1	1	1	2%

# FIBA U20 Women's European Championship

## Hungary 2022



### Spain

#### Cumulated Statistics

#	Players	G	Min	FG	2pts	3pts	FT	O	D	Tot	As	PF	To	St	BS	+/-	Ef	Pts
7	C. Contell	7	146	26/7932.9%	19/4938.8%	7/3023.3%	14/1782.4%	7	18	25	13	10	16	22	5	130	66	73
12	T. Alarcon	7	128	18/4341.9%	6/1735.3%	12/2646.2%	8/1172.7%	6	15	21	6	15	5	5	1	118	56	56
4	M. Dembele	7	156	20/5238.5%	15/3641.7%	5/1631.2%	9/1752.9%	4	25	29	22	9	18	23	0	93	70	54
15	N. Djuu	7	97	21/3756.8%	20/3655.6%	1/1100%	4/580%	25	27	52	1	18	15	8	6	49	82	47
5	L. Lamana	7	81	18/3847.4%	14/2166.7%	4/1723.5%	6/875%	1	2	3	11	14	9	11	0	49	40	46
11	E. Garfella	7	150	15/4831.2%	8/2927.6%	7/1936.8%	8/1266.7%	8	22	30	11	12	9	11	5	136	56	45
8	B. De Santiago	7	127	12/4725.5%	4/1822.2%	8/2927.6%	13/1681.2%	13	23	36	7	9	3	15	2	131	64	45
6	J. Rueda	7	129	17/3943.6%	12/2646.2%	5/1338.5%	5/1145.5%	7	4	11	10	15	10	17	2	63	46	44
10	E. Buenavida	7	129	15/4037.5%	12/2646.2%	3/1421.4%	4/850%	10	12	22	10	10	12	14	1	94	43	37
13	C. Langarita	7	126	16/4634.8%	16/4634.8%	0/0-%	5/683.3%	10	10	20	8	10	6	9	0	87	37	37
14	G. Capel	7	119	11/2642.3%	11/2642.3%	0/0-%	3/560%	12	17	29	6	6	7	6	0	108	42	25
9	G. Sanchez	1	12	3/650%	3/475%	0/20%	0/0-%	1	1	2	1	1	1	0	0	7	5	6
Team/Coaches								13	11	24	0	0	9	0	0	0	0.0	
<b>TOTALS</b>			<b>1400</b>	<b>192/50138.3%</b>	<b>140/33441.9%</b>	<b>52/16731.1%</b>	<b>79/11668.1%</b>	<b>117</b>	<b>187</b>	<b>304</b>	<b>106</b>	<b>129</b>	<b>120</b>	<b>141</b>	<b>22</b>	<b>213</b>	<b>607.0</b>	<b>515</b>

#### Average Statistics

#	Players	G	Min	FG	2pts	3pts	FT	O	D	Tot	As	PF	To	St	BS	+/-	Ef	Pts
7	C. Contell	7	20.9	3.7/11.332.9%	2.7/7.038.8%	1.0/4.323.3%	2.0/2.482.4%	1.0	2.6	3.6	1.9	1.4	2.3	3.1	0.7	18.6	9.4	10.4
12	T. Alarcon	7	18.3	2.6/6.141.9%	0.9/2.435.3%	1.7/3.746.2%	1.1/1.672.7%	0.9	2.1	3.0	0.9	2.1	0.7	0.7	0.1	16.9	8.0	8
4	M. Dembele	7	22.2	2.9/7.438.5%	2.1/5.141.7%	0.7/2.331.2%	1.3/2.452.9%	0.6	3.6	4.1	3.1	1.3	2.6	3.3	0.0	13.3	10.0	7.7
15	N. Djuu	7	13.9	3.0/5.356.8%	2.9/5.155.6%	0.1/0.1100%	0.6/0.780%	3.6	3.9	7.4	0.1	2.6	2.1	1.1	0.9	7.0	11.7	6.7
5	L. Lamana	7	11.5	2.6/5.447.4%	2.0/3.066.7%	0.6/2.423.5%	0.9/1.175%	0.1	0.3	0.4	1.6	2.0	1.3	1.6	0.0	7.0	5.7	6.6
11	E. Garfella	7	21.4	2.1/6.931.2%	1.1/4.127.6%	1.0/2.736.8%	1.1/1.766.7%	1.1	3.1	4.3	1.6	1.7	1.3	1.6	0.7	19.4	8.0	6.4
8	B. De Santiago	7	18.2	1.7/6.725.5%	0.6/2.622.2%	1.1/4.127.6%	1.9/2.381.2%	1.9	3.3	5.1	1.0	1.3	0.4	2.1	0.3	18.7	9.1	6.4
6	J. Rueda	7	18.4	2.4/5.643.6%	1.7/3.746.2%	0.7/1.938.5%	0.7/1.645.5%	1.0	0.6	1.6	1.4	2.1	1.4	2.4	0.3	9.0	6.6	6.3
9	G. Sanchez	1	12.3	3.0/6.050%	3.0/4.075%	0.0/2.00%	0.0/0.0-%	1.0	1.0	2.0	1.0	1.0	1.0	0.0	0.0	7.0	5.0	6
10	E. Buenavida	7	18.4	2.1/5.737.5%	1.7/3.746.2%	0.4/2.021.4%	0.6/1.150%	1.4	1.7	3.1	1.4	1.4	1.7	2.0	0.1	13.4	6.1	5.3
13	C. Langarita	7	18.0	2.3/6.634.8%	2.3/6.634.8%	0.0/0.0-%	0.7/0.983.3%	1.4	1.4	2.9	1.1	1.4	0.9	1.3	0.0	12.4	5.3	5.3
14	G. Capel	7	17.0	1.6/3.742.3%	1.6/3.742.3%	0.0/0.0-%	0.4/0.760%	1.7	2.4	4.1	0.9	0.9	1.0	0.9	0.0	15.4	6.0	3.6
Team/Coaches								1.9	1.6	3.4	0.0	0.0	1.3	0.0	0.0	0.0	0.0	
<b>TOTALS</b>			<b>200.0</b>	<b>27.4/71.638.3%</b>	<b>20.0/47.741.9%</b>	<b>7.4/23.931.1%</b>	<b>11.3/16.668.1%</b>	<b>16.7</b>	<b>26.7</b>	<b>43.4</b>	<b>15.1</b>	<b>18.4</b>	<b>17.1</b>	<b>20.1</b>	<b>3.1</b>	<b>30.4</b>	<b>86.7</b>	<b>73.6</b>

# FIBA U20 Women's European Championship

Hungary 2022

Final

Czech Republic-Spain (42-47)

Spain



Pun/Min	#	Players	Min	Pts	FG	2Pts	3Pts	FT	OREB	DREB	REB	AST	PF	TO	STL	BLK	+/-	EFF
0,67	12	Txell Alarcon	24	16	6/1154.5%	3/475%	3/742.9%	1/425%	0	4	4	0	3	1	1	0	14	12
0,23	4	Mama Dembele	26	6	2/922.2%	1/520%	1/425%	1/250%	1	5	6	2	2	4	0	0	-6	2
0,24	11	Elba Garfella	25	6	1/1010%	1/520%	0/50%	4/4100%	3	4	7	0	2	1	2	0	-8	5
0,50	5	Laia Lamana	10	5	2/450%	1/1100%	1/333.3%	0/0-	1	0	1	1	2	0	0	0	8	5
0,24	7	Claudia Contell	17	4	2/922.2%	2/728.6%	0/20%	0/0-	0	2	2	0	1	3	1	0	-7	-3
0,16	10	Elena Buenavida	19	3	1/333.3%	1/250%	0/10%	1/425%	1	2	3	2	0	2	0	0	12	1
0,15	15	Noa Maria Djiu	20	3	1/333.3%	1/333.3%	0/0-	1/250%	3	11	14	0	1	4	0	0	6	10
0,11	6	Julia Rueda	19	2	0/20%	0/10%	0/10%	2/2100%	4	0	4	2	1	2	1	0	-8	5
0,12	8	Begona De Santiago	17	2	0/50%	0/30%	0/20%	2/2100%	2	5	7	1	2	1	0	0	11	4
0,00	13	Claudia Langarita	18	0	0/40%	0/40%	0/0-	0/0-	0	2	2	0	2	0	1	0	8	-1
0,00	14	Gedna Capel	5	0	0/0-	0/0-	0/0-	0/0-	0	0	0	0	2	1	1	0	-5	0
	9	Gisela Sanchez	DNP															
Team/Coaches									2	3	5		0	2				
Totals			200	47	15/6025%	10/3528.6%	5/2520%	12/2060%	17	38	55	8	18	21	7	0	5	40

[Team Comparison](#)  
[Shot Chart](#)

[Overview](#)  
[Videos](#)

Q1	Q2	Q3	Q4
10-12	4-11	14-14	14-10

Totals	Minutes	Points	Rebounds	Assists	FG
# Players	%	%	%	%	%
12 Txell Alarcon	12	34	8	0	18%
4 Mama Dembele	13	13	12	25	15%
11 Elba Garfella	13	13	14	0	17%
5 Laia Lamana	5	11	2	13	7%
7 Claudia Contell	9	9	4	0	15%
10 Elena Buenavida	10	6	6	25	5%
15 Noa Maria Djiu	10	6	28	0	5%
6 Julia Rueda	10	4	8	25	3%
8 Begona De Santiago	9	4	14	13	8%
13 Claudia Langarita	9	0	4	0	7%
14 Gedna Capel	3	0	0	0	0%
9 Gisela Sanchez					

# FIBA U20 Women's European Championship

Hungary 2022

Semi-Final

Spain-Italy (56-40)

Spain



Pun/Min	#	Players	Min	Pts	FG	2Pts	3Pts	FT	OREB	DREB	REB	AST	PF	TO	STL	BLK	+/-	EFF
0,54	7	<a href="#">Claudia Contell</a>	26	14	5/1435.7%	3/837.5%	2/633.3%	2/2100%	0	2	2	1	2	1	3	1	17	11
0,80	15	<a href="#">Noa Maria Djiu</a>	10	8	3/650%	3/650%	0/0-	2/2100%	6	2	8	0	3	0	1	0	0	14
0,47	6	<a href="#">Julia Rueda</a>	15	7	3/650%	2/540%	1/1100%	0/20%	0	1	1	0	3	0	0	0	-9	3
0,25	4	<a href="#">Mama Dembele</a>	24	6	1/520%	1/425%	0/10%	4/666.7%	1	3	4	2	1	5	3	0	8	4
0,33	8	<a href="#">Begona De Santiago</a>	18	6	2/728.6%	0/30%	2/450%	0/0-	1	3	4	1	2	0	2	1	8	9
0,22	11	<a href="#">Elba Garfella</a>	27	6	2/825%	1/520%	1/333.3%	1/250%	0	3	3	1	0	0	1	1	17	5
0,25	13	<a href="#">Claudia Langarita</a>	20	5	2/450%	2/450%	0/0-	1/250%	3	1	4	1	3	2	0	0	9	5
0,21	5	<a href="#">Laia Lamana</a>	14	3	1/714.3%	1/333.3%	0/40%	1/250%	0	1	1	3	1	2	1	0	8	-1
0,07	14	<a href="#">Gedna Capel</a>	14	1	0/0-	0/0-	0/0-	1/250%	0	2	2	0	2	1	2	0	4	3
0,00	10	<a href="#">Elena Buenavida</a>	15	0	0/40%	0/30%	0/10%	0/0-	3	4	7	1	0	3	2	0	4	3
0,00	12	<a href="#">Txell Alarcon</a>	18	0	0/40%	0/10%	0/30%	0/0-	2	1	3	2	0	0	0	0	14	1
	9	<a href="#">Gisela Sanchez</a>	DNP															
Team/Coaches									2	0	2		0	0				
Totals			200	56	19/6529.2%	13/4231%	6/2326.1%	12/2060%	18	23	41	12	17	14	15	3	16	57

[Team Comparison](#)  
[Shot Chart](#)

[Overview](#)  
[Videos](#)

Q1	Q2	Q3	Q4
10-15	10-11	19-4	17-10

Totals		Minutes	Points	Rebounds	Assists	FG
#	Players	%	%	%	%	%
7	<a href="#">Claudia Contell</a>	13	25	5	8	22%
15	<a href="#">Noa Maria Djiu</a>	5	14	21	0	9%
6	<a href="#">Julia Rueda</a>	7	13	3	0	9%
4	<a href="#">Mama Dembele</a>	12	11	10	17	8%
8	<a href="#">Begona De Santiago</a>	9	11	10	8	11%
11	<a href="#">Elba Garfella</a>	13	11	8	8	12%
13	<a href="#">Claudia Langarita</a>	10	9	10	8	6%
5	<a href="#">Laia Lamana</a>	7	5	3	25	11%
14	<a href="#">Gedna Capel</a>	7	2	5	0	0%
10	<a href="#">Elena Buenavida</a>	7	0	18	8	6%
12	<a href="#">Txell Alarcon</a>	9	0	8	17	6%
9	<a href="#">Gisela Sanchez</a>					

# FIBA U20 Women's European Championship

Hungary 2022

Quarter-Final

Hungary-Spain (56-70)

Spain



Pun/Min	#	Players	Min	Pts	FG	2Pts	3Pts	FT	OREB	DREB	REB	AST	PF	TO	STL	BLK	+/-	EFF
0,59	7	<a href="#">Claudia Contell</a>	22	13	5/1338.5%	3/742.9%	2/633.3%	1/250%	1	2	3	2	2	3	4	0	13	10
0,40	4	<a href="#">Mama Dembele</a>	30	12	4/850%	2/540%	2/366.7%	2/450%	0	6	6	8	0	0	4	0	13	24
0,46	11	<a href="#">Elba Garfella</a>	24	11	4/1040%	2/633.3%	2/450%	1/250%	1	4	5	0	2	4	0	2	13	7
0,42	13	<a href="#">Claudia Langarita</a>	19	8	4/1233.3%	4/1233.3%	0/0-	0/0-	2	2	4	0	1	1	0	0	6	3
0,39	12	<a href="#">Txell Alarcon</a>	18	7	3/650%	2/450%	1/250%	0/0-	0	2	2	1	3	0	0	1	9	8
0,30	6	<a href="#">Julia Rueda</a>	20	6	3/3100%	3/3100%	0/0-	0/0-	0	1	1	2	2	1	2	0	10	10
0,63	5	<a href="#">Laia Lamana</a>	8	5	2/366.7%	1/250%	1/1100%	0/0-	0	1	1	1	3	3	0	0	0	3
0,20	14	<a href="#">Gedna Capel</a>	20	4	2/450%	2/450%	0/0-	0/0-	1	3	4	1	1	2	0	0	10	5
0,11	10	<a href="#">Elena Buenavida</a>	18	2	1/333.3%	1/250%	0/10%	0/0-	1	1	2	1	1	0	2	0	0	5
0,25	15	<a href="#">Noa Maria Djiu</a>	8	2	1/250%	1/250%	0/0-	0/0-	1	2	3	0	1	2	0	3	-8	5
0,00	8	<a href="#">Begona De Santiago</a>	13	0	0/30%	0/10%	0/20%	0/0-	0	3	3	1	0	1	2	1	4	3
	9	<a href="#">Gisela Sanchez</a>	DNP															
Team/Coaches									3	2	5		0	2				
Totals			200	70	29/6743.3%	21/4843.8%	8/1942.1%	4/850%	10	29	39	17	16	19	14	7	14	83

[Team Comparison](#)  
[Shot Chart](#)

[Overview](#)  
[Videos](#)

Q1	Q2	Q3	Q4
18-22	20-14	10-23	8-11

Totals		Minutes	Points	Rebounds	Assists	FG
#	Players	%	%	%	%	%
7	<a href="#">Claudia Contell</a>	11	19	9	12	19%
4	<a href="#">Mama Dembele</a>	15	17	18	47	12%
11	<a href="#">Elba Garfella</a>	12	16	15	0	15%
13	<a href="#">Claudia Langarita</a>	10	11	12	0	18%
12	<a href="#">Txell Alarcon</a>	9	10	6	6	9%
6	<a href="#">Julia Rueda</a>	10	9	3	12	4%
5	<a href="#">Laia Lamana</a>	4	7	3	6	4%
14	<a href="#">Gedna Capel</a>	10	6	12	6	6%
10	<a href="#">Elena Buenavida</a>	9	3	6	6	4%
15	<a href="#">Noa Maria Djiu</a>	4	3	9	0	3%
8	<a href="#">Begona De Santiago</a>	7	0	9	6	4%
9	<a href="#">Gisela Sanchez</a>					

# FIBA U20 Women's European Championship

Hungary 2022

Round of 16

Spain-Ireland (87-30)

Spain



Pun/Min	#	Players	Min	Pts	FG	2Pts	3Pts	FT	OREB	DREB	REB	AST	PF	TO	STL	BLK	+/-	EFF
1,00	7	<a href="#">Claudia Contell</a>	21	21	7/1450%	4/944.4%	3/560%	4/580%	2	3	5	2	1	1	4	2	47	25
0,70	8	<a href="#">Begona De Santiago</a>	20	14	3/837.5%	1/425%	2/450%	6/875%	3	3	6	1	0	1	4	0	43	17
0,50	4	<a href="#">Mama Dembele</a>	20	10	4/757.1%	4/757.1%	0/0-	2/450%	0	4	4	2	2	3	3	0	28	11
0,53	6	<a href="#">Julia Rueda</a>	19	10	4/1330.8%	2/825%	2/540%	0/10%	2	1	3	2	1	3	3	1	25	6
0,45	12	<a href="#">Txell Alarcon</a>	20	9	2/540%	0/0-	2/540%	3/3100%	0	3	3	0	3	3	1	0	28	7
0,40	13	<a href="#">Claudia Langarita</a>	20	8	3/560%	3/560%	0/0-	2/2100%	0	1	1	3	1	0	2	0	28	12
0,38	15	<a href="#">Noa Maria Dju</a>	16	6	3/560%	3/560%	0/0-	0/0-	4	4	8	1	2	4	0	1	7	10
0,25	11	<a href="#">Elba Garfella</a>	20	5	2/450%	1/1100%	1/333.3%	0/20%	1	4	5	2	2	1	2	2	44	11
0,11	10	<a href="#">Elena Buenavida</a>	18	2	1/425%	1/250%	0/20%	0/0-	0	0	0	0	3	2	2	0	8	-1
0,10	14	<a href="#">Gedna Capel</a>	20	2	1/333.3%	1/333.3%	0/0-	0/0-	1	4	5	1	0	1	1	0	29	6
0,00	5	<a href="#">Laia Lamana</a>	7	0	0/10%	0/0-	0/10%	0/0-	0	0	0	0	3	0	2	0	-2	1
	9	<a href="#">Gisela Sanchez</a>	DNP															
Team/Coaches									2	1	3		0	2				
Totals			200	87	30/6943.5%	20/4445.5%	10/2540%	17/2568%	15	28	43	14	18	21	24	6	57	105

[Team Comparison](#)  
[Shot Chart](#)

[Overview](#)  
[Videos](#)

Q1	Q2	Q3	Q4
18-12	32-8	25-5	12-5

Totals		Minutes	Points	Rebounds	Assists	FG
#	Players	%	%	%	%	%
7	<a href="#">Claudia Contell</a>	10	24	13	14	20%
8	<a href="#">Begona De Santiago</a>	10	16	15	7	12%
4	<a href="#">Mama Dembele</a>	10	11	10	14	10%
6	<a href="#">Julia Rueda</a>	9	11	8	14	19%
12	<a href="#">Txell Alarcon</a>	10	10	8	0	7%
13	<a href="#">Claudia Langarita</a>	10	9	3	21	7%
15	<a href="#">Noa Maria Dju</a>	8	7	20	7	7%
11	<a href="#">Elba Garfella</a>	10	6	13	14	6%
10	<a href="#">Elena Buenavida</a>	9	2	0	0	6%
14	<a href="#">Gedna Capel</a>	10	2	13	7	4%
5	<a href="#">Laia Lamana</a>	3	0	0	0	1%
9	<a href="#">Gisela Sanchez</a>					

# FIBA U20 Women's European Championship

Hungary 2022

Group Phase 3

Spain-Poland (77-67)

Spain



Pun/Min	#	Players	Min	Pts	FG	2Pts	3Pts	FT	OREB	DREB	REB	AST	PF	TO	STL	BLK	+/-	EFF
0,73	5	Laia Lamana	22	16	7/1070%	5/683.3%	2/450%	0/0-	0	0	0	4	1	4	2	0	-1	15
0,84	10	Elena Buenavida	19	16	6/1346.2%	3/742.9%	3/650%	1/250%	3	3	6	0	2	1	3	0	-1	16
0,48	8	Begona De Santiago	23	11	4/1040%	1/333.3%	3/742.9%	0/0-	2	2	4	1	4	0	3	0	-2	13
0,33	13	Claudia Langarita	18	6	2/633.3%	2/633.3%	0/0-	2/2100%	0	1	1	2	1	1	2	0	-6	6
0,50	15	Noa Maria Djiu	12	6	3/560%	3/560%	0/0-	0/0-	3	3	6	0	4	3	0	0	-8	7
0,23	11	Elba Garfella	22	5	2/450%	1/250%	1/250%	0/0-	0	4	4	4	4	1	4	0	27	14
0,23	14	Gedna Capel	22	5	2/540%	2/540%	0/0-	1/250%	4	5	9	1	1	0	1	0	16	12
0,22	4	Mama Dembele	18	4	2/922.2%	2/633.3%	0/30%	0/10%	2	4	6	2	1	3	2	0	11	3
0,22	7	Claudia Contell	18	4	2/1118.2%	2/540%	0/60%	0/0-	1	3	4	2	2	3	1	1	12	0
0,15	6	Julia Rueda	13	2	0/20%	0/10%	0/10%	2/450%	0	0	0	0	4	2	1	0	6	-3
0,15	12	Txell Alarcon	13	2	1/333.3%	1/333.3%	0/0-	0/0-	1	1	2	0	3	0	1	0	-4	3
	9	Gisela Sanchez	DNP															
Team/Coaches									1	0	1		0	0				
Totals			200	77	31/7839.7%	22/4944.9%	9/2931%	6/1154.5%	17	26	43	16	27	18	20	1	10	86

[Team Comparison](#)  
[Shot Chart](#)

[Overview](#)  
[Videos](#)

Q1	Q2	Q3	Q4
31-14	14-17	11-23	21-13

Totals		Minutes	Points	Rebounds	Assists	FG
#	Players	%	%	%	%	%
5	Laia Lamana	11	21	0	25	18%
10	Elena Buenavida	10	21	14	0	15%
8	Begona De Santiago	12	14	10	6	17%
13	Claudia Langarita	9	8	2	13	7%
15	Noa Maria Djiu	6	8	14	0	15%
11	Elba Garfella	11	6	10	25	5%
14	Gedna Capel	11	6	21	6	5%
4	Mama Dembele	9	5	14	13	3%
7	Claudia Contell	9	5	10	13	8%
6	Julia Rueda	7	3	0	0	7%
12	Txell Alarcon	7	3	5	0	0%
9	Gisela Sanchez					

# FIBA U20 Women's European Championship

Hungary 2022

Group Phase 2

Bulgaria-Spain (27-98)

Spain



Pun/Min	#	Players	Min	Pts	FG	2Pts	3Pts	FT	OREB	DREB	REB	AST	PF	TO	STL	BLK	+/-	EFF
0,62	12	Txell Alarcon	21	13	3/650%	0/10%	3/560%	4/4100%	3	3	6	2	0	1	1	0	45	18
0,58	14	Gedna Capel	19	11	5/771.4%	5/771.4%	0/0-	1/1100%	3	2	5	1	0	2	1	0	42	14
0,63	4	Mama Dembele	16	10	4/757.1%	2/450%	2/366.7%	0/0-	0	2	2	3	0	2	5	0	21	15
0,50	10	Elena Buenavida	20	10	5/683.3%	5/5100%	0/10%	0/0-	1	1	2	4	3	2	3	0	47	16
0,41	6	Julia Rueda	22	9	4/757.1%	3/475%	1/333.3%	0/0-	1	0	1	3	2	2	7	0	31	15
0,53	11	Elba Garfella	17	9	3/650%	2/540%	1/1100%	2/2100%	3	1	4	1	0	0	1	0	24	12
0,50	15	Noa Maria Djiu	18	9	4/850%	4/850%	0/0-	1/1100%	1	4	5	0	3	1	5	1	23	15
0,89	5	Laia Lamana	9	8	4/757.1%	4/580%	0/20%	0/0-	0	0	0	2	1	0	4	0	24	11
0,30	7	Claudia Contell	23	7	1/520%	1/250%	0/30%	5/683.3%	1	5	6	3	0	3	2	1	29	11
0,38	8	Begona De Santiago	16	6	1/812.5%	1/333.3%	0/50%	4/4100%	2	6	8	0	1	0	1	0	38	8
0,35	13	Claudia Langarita	17	6	3/650%	3/650%	0/0-	0/0-	2	1	3	1	1	1	3	0	31	9
	9	Gisela Sanchez	DNP															
Team/Coaches									0	2	2		0	2				
Totals			200	98	37/7350.7%	30/5060%	7/2330.4%	17/1894.4%	17	27	44	20	11	16	33	2	71	144

[Team Comparison](#)  
[Shot Chart](#)

[Overview](#)  
[Videos](#)

Q1	Q2	Q3	Q4
18-16	21-11	19-5	22-8

Totals	Minutes	Points	Rebounds	Assists	FG
# Players	%	%	%	%	%
12 Txell Alarcon	11	13	14	10	7%
14 Gedna Capel	10	11	12	5	8%
4 Mama Dembele	8	10	5	15	8%
10 Elena Buenavida	10	10	5	20	7%
6 Julia Rueda	11	9	2	15	8%
11 Elba Garfella	9	9	10	5	7%
15 Noa Maria Djiu	9	9	12	0	9%
5 Laia Lamana	5	8	0	10	8%
7 Claudia Contell	12	7	14	15	6%
8 Begona De Santiago	8	6	19	0	9%
13 Claudia Langarita	9	6	7	5	7%
9 Gisela Sanchez					



# FIBA U20 Women's European Championship

Hungary 2022

Group Phase 1

Spain-Lithuania (80-40)

Spain



Pun/Min	#	Players	Min	Pts	FG	2Pts	3Pts	FT	OREB	DREB	REB	AST	PF	TO	STL	BLK	+/-	EFF
0,93	15	Noa Maria Djiu	14	13	6/875%	5/771.4%	1/1100%	0/0-	7	1	8	0	4	1	2	1	29	21
0,53	7	Claudia Contell	19	10	4/1330.8%	4/1136.4%	0/20%	2/2100%	2	1	3	3	2	2	7	0	19	12
0,82	5	Laia Lamana	11	9	2/633.3%	2/450%	0/20%	5/683.3%	0	0	0	0	3	0	2	0	12	6
0,64	12	Txell Alarcon	14	9	3/837.5%	0/40%	3/475%	0/0-	0	1	1	1	3	0	1	0	12	7
0,38	6	Julia Rueda	21	8	3/650%	2/450%	1/250%	1/250%	0	1	1	1	2	0	3	1	8	10
0,29	4	Mama Dembele	21	6	3/742.9%	3/560%	0/20%	0/0-	0	1	1	3	3	1	6	0	18	11
0,30	8	Begona De Santiago	20	6	2/633.3%	1/1100%	1/520%	1/250%	3	1	4	2	0	0	3	0	29	10
0,50	9	Gisela Sanchez	12	6	3/650%	3/475%	0/20%	0/0-	1	1	2	1	1	1	0	0	7	5
0,21	10	Elena Buenavida	19	4	1/714.3%	1/520%	0/20%	2/2100%	1	1	2	2	1	2	2	1	24	3
0,29	13	Claudia Langarita	14	4	2/922.2%	2/922.2%	0/0-	0/0-	3	2	5	1	1	1	1	0	11	3
0,19	11	Elba Garfella	16	3	1/616.7%	0/50%	1/1100%	0/0-	0	2	2	3	2	2	1	0	19	2
0,11	14	Gedna Capel	19	2	1/714.3%	1/714.3%	0/0-	0/0-	3	1	4	2	0	0	0	0	12	2
Team/Coaches									3	3	6		0	1				
Totals			200	80	31/8934.8%	24/6636.4%	7/2330.4%	11/1478.6%	23	16	39	19	22	11	28	3	40	92

[Team Comparison](#)  
[Shot Chart](#)

[Overview](#)  
[Videos](#)

Q1	Q2	Q3	Q4
18-16	21-11	19-5	22-8

Totals		Minutes	Points	Rebounds	Assists	FG
#	Players	%	%	%	%	%
15	Noa Maria Djiu	7	16	24	0	9%
7	Claudia Contell	10	13	9	16	15%
5	Laia Lamana	6	11	0	0	7%
12	Txell Alarcon	7	11	3	5	9%
6	Julia Rueda	11	10	3	5	7%
4	Mama Dembele	11	8	3	16	8%
8	Begona De Santiago	10	8	12	11	7%
9	Gisela Sanchez	6	8	6	5	7%
10	Elena Buenavida	10	5	6	11	8%
13	Claudia Langarita	7	5	15	5	10%
11	Elba Garfella	8	4	6	16	7%
14	Gedna Capel	10	3	12	11	8%

# FIBA U20 Women's European Championship

Hungary 2022

Spain

C. Contell



Pun/Min	Match	Min	FG	2pts	3pts	FT	OREB	DREB	REB	AST	PF	TO	STL	BLK	+/-	EFF	Pts
0,53	vs LTUGroup Phase	19	4/1330.8%	4/1136.4%	0/20%	2/2100%	2	1	3	3	2	2	7	0	19	12	10
0,30	vs BULGroup Phase	23	1/520%	1/250%	0/30%	5/683.3%	1	5	6	3	0	3	2	1	29	11	7
0,22	vs POLGroup Phase	18	2/1118.2%	2/540%	0/60%	0/00%	1	3	4	2	2	3	1	1	12	0	4
1,00	vs IRLRound of 16	21	7/1450%	4/944.4%	3/560%	4/580%	2	3	5	2	1	1	4	2	47	25	21
0,59	vs HUNQuarter-Finals	22	5/1338.5%	3/742.9%	2/633.3%	1/250%	1	2	3	2	2	3	4	0	13	10	13
0,54	vs ITASemi-Finals	26	5/1435.7%	3/837.5%	2/633.3%	2/2100%	0	2	2	1	2	1	3	1	17	11	14
0,24	vs CZEFinal	17	2/922.2%	2/728.6%	0/20%	0/00%	0	2	2	0	1	3	1	0	-7	-3	4
		Min	FG	2pts	3pts	FT	O	D	Tot	As	PF	To	St	BS	+/-	Ef	Pts
0,50	Accumulated	146	26/7932.9%	19/4938.8%	7/3023.3%	14/1782.4%	7	18	25	13	10	16	22	5	130	66	73
	Average	20.9	3.7/11.332.9%	2.7/738.8%	1/4.323.3%	2/2.482.4%	1	2.6	3.6	1.9	1.4	2.3	3.1	0.7	18.6	9.4	10.4

T. Alarcon

Pun/Min	Match	Min	FG	2pts	3pts	FT	OREB	DREB	REB	AST	PF	TO	STL	BLK	+/-	EFF	Pts
0,64	vs LTUGroup Phase	14	3/837.5%	0/40%	3/475%	0/00%	0	1	1	1	3	0	1	0	12	7	9
0,62	vs BULGroup Phase	21	3/650%	0/10%	3/560%	4/4100%	3	3	6	2	0	1	1	0	45	18	13
0,15	vs POLGroup Phase	13	1/333.3%	1/333.3%	0/00%	0/00%	1	1	2	0	3	0	1	0	-4	3	2
0,45	vs IRLRound of 16	20	2/540%	0/00%	2/540%	3/3100%	0	3	3	0	3	3	1	0	28	7	9
0,39	vs HUNQuarter-Finals	18	3/650%	2/450%	1/250%	0/00%	0	2	2	1	3	0	0	1	9	8	7
0,00	vs ITASemi-Finals	18	0/40%	0/10%	0/30%	0/00%	2	1	3	2	0	0	0	0	14	1	0
0,67	vs CZEFinal	24	6/1154.5%	3/475%	3/742.9%	1/425%	0	4	4	0	3	1	1	0	14	12	16
		Min	FG	2pts	3pts	FT	O	D	Tot	As	PF	To	St	BS	+/-	Ef	Pts
0,44	Accumulated	128	18/4341.9%	6/1735.3%	12/2646.2%	8/1172.7%	6	15	21	6	15	5	5	1	118	56	56
	Average	18.3	2.6/6.141.9%	0.9/2.435.3%	1.7/3.746.2%	1.1/1.672.7%	0.9	2.1	3	0.9	2.1	0.7	0.7	0.1	16.9	8	8

M. Dembele

Pun/Min	Match	Min	FG	2pts	3pts	FT	OREB	DREB	REB	AST	PF	TO	STL	BLK	+/-	EFF	Pts
0,29	vs LTUGroup Phase	21	3/742.9%	3/560%	0/20%	0/00%	0	1	1	3	3	1	6	0	18	11	6
0,63	vs BULGroup Phase	16	4/757.1%	2/450%	2/366.7%	0/00%	0	2	2	3	0	2	5	0	21	15	10
0,22	vs POLGroup Phase	18	2/922.2%	2/633.3%	0/30%	0/10%	2	4	6	2	1	3	2	0	11	3	4
0,50	vs IRLRound of 16	20	4/757.1%	4/757.1%	0/00%	2/450%	0	4	4	2	2	3	3	0	28	11	10
0,40	vs HUNQuarter-Finals	30	4/850%	2/540%	2/366.7%	2/450%	0	6	6	8	0	0	4	0	13	24	12
0,25	vs ITASemi-Finals	24	1/520%	1/425%	0/10%	4/666.7%	1	3	4	2	1	5	3	0	8	4	6
0,23	vs CZEFinal	26	2/922.2%	1/520%	1/425%	1/250%	1	5	6	2	2	4	0	0	-6	2	6
		Min	FG	2pts	3pts	FT	O	D	Tot	As	PF	To	St	BS	+/-	Ef	Pts
0,35	Accumulated	156	20/5238.5%	15/3641.7%	5/1631.3%	9/1752.9%	4	25	29	22	9	18	23	0	93	70	54
	Average	22.2	2.9/7.438.5%	2.1/5.141.7%	0.7/2.331.2%	1.3/2.452.9%	0.6	3.6	4.1	3.1	1.3	2.6	3.3	0	13.3	10	7.7

# FIBA U20 Women's European Championship

Hungary 2022

Spain

N. Djuj



Pun/Min	Match	Min	FG	2pts	3pts	FT	OREB	DREB	REB	AST	PF	TO	STL	BLK	+/-	EFF	Pts
0,93	vs LTUGroup Phase	14	6/875%	5/771.4%	1/1100%	0/00%	7	1	8	0	4	1	2	1	29	21	13
0,50	vs BULGroup Phase	18	4/850%	4/850%	0/00%	1/1100%	1	4	5	0	3	1	5	1	23	15	9
0,50	vs POLGroup Phase	12	3/560%	3/560%	0/00%	0/00%	3	3	6	0	4	3	0	0	-8	7	6
0,38	vs IRLRound of 16	16	3/560%	3/560%	0/00%	0/00%	4	4	8	1	2	4	0	1	7	10	6
0,25	vs HUNQuarter-Finals	8	1/250%	1/250%	0/00%	0/00%	1	2	3	0	1	2	0	3	-8	5	2
0,80	vs ITASemi-Finals	10	3/650%	3/650%	0/00%	2/2100%	6	2	8	0	3	0	1	0	0	14	8
0,15	vs CZEFinal	20	1/333.3%	1/333.3%	0/00%	1/250%	3	11	14	0	1	4	0	0	6	10	3
		Min	FG	2pts	3pts	FT	O	D	Tot	As	PF	To	St	BS	+/-	Ef	Pts
0,48	Accumulated	97	21/3756.8%	20/3655.6%	1/1100%	4/580%	25	27	52	1	18	15	8	6	49	82	47
	Average	13.9	3/5.356.8%	2.9/5.155.6%	0.1/0.1100%	0.6/0.780%	3.6	3.9	7.4	0.1	2.6	2.1	1.1	0.9	7	11.7	6.7

L. Lamana

Pun/Min	Match	Min	FG	2pts	3pts	FT	OREB	DREB	REB	AST	PF	TO	STL	BLK	+/-	EFF	Pts
0,82	vs LTUGroup Phase	11	2/633.3%	2/450%	0/20%	5/683.3%	0	0	0	0	3	0	2	0	12	6	9
0,89	vs BULGroup Phase	9	4/757.1%	4/580%	0/20%	0/00%	0	0	0	2	1	0	4	0	24	11	8
0,73	vs POLGroup Phase	22	7/1070%	5/683.3%	2/450%	0/00%	0	0	0	4	1	4	2	0	-1	15	16
0,00	vs IRLRound of 16	7	0/10%	0/00%	0/10%	0/00%	0	0	0	0	3	0	2	0	-2	1	0
0,63	vs HUNQuarter-Finals	8	2/366.7%	1/250%	1/1100%	0/00%	0	1	1	1	3	3	0	0	0	3	5
0,21	vs ITASemi-Finals	14	1/714.3%	1/333.3%	0/40%	1/250%	0	1	1	3	1	2	1	0	8	-1	3
0,50	vs CZEFinal	10	2/450%	1/1100%	1/333.3%	0/00%	1	0	1	1	2	0	0	0	8	5	5
		Min	FG	2pts	3pts	FT	O	D	Tot	As	PF	To	St	BS	+/-	Ef	Pts
0,57	Accumulated	81	18/3847.4%	14/2166.7%	4/1723.5%	6/875%	1	2	3	11	14	9	11	0	49	40	46
	Average	11.5	2.6/5.447.4%	2/366.7%	0.6/2.423.5%	0.9/1.175%	0.1	0.3	0.4	1.6	2	1.3	1.6	0	7	5.7	6.6

E. Garfella

Pun/Min	Match	Min	FG	2pts	3pts	FT	OREB	DREB	REB	AST	PF	TO	STL	BLK	+/-	EFF	Pts
0,19	vs LTUGroup Phase	16	1/616.7%	0/50%	1/1100%	0/00%	0	2	2	3	2	2	1	0	19	2	3
0,53	vs BULGroup Phase	17	3/650%	2/540%	1/1100%	2/2100%	3	1	4	1	0	0	1	0	24	12	9
0,23	vs POLGroup Phase	22	2/450%	1/250%	1/250%	0/00%	0	4	4	4	4	1	4	0	27	14	5
0,25	vs IRLRound of 16	20	2/450%	1/1100%	1/333.3%	0/20%	1	4	5	2	2	1	2	2	44	11	5
0,46	vs HUNQuarter-Finals	24	4/1040%	2/633.3%	2/450%	1/250%	1	4	5	0	2	4	0	2	13	7	11
0,22	vs ITASemi-Finals	27	2/825%	1/520%	1/333.3%	1/250%	0	3	3	1	0	0	1	1	17	5	6
0,24	vs CZEFinal	25	1/1010%	1/520%	0/50%	4/4100%	3	4	7	0	2	1	2	0	-8	5	6
		Min	FG	2pts	3pts	FT	O	D	Tot	As	PF	To	St	BS	+/-	Ef	Pts
0,30	Accumulated	150	15/4831.2%	8/2927.6%	7/1936.8%	8/1266.7%	8	22	30	11	12	9	11	5	136	56	45
	Average	21.4	2.1/6.931.2%	1.1/4.127.6%	1/2.736.8%	1.1/1.766.7%	1.1	3.1	4.3	1.6	1.7	1.3	1.6	0.7	19.4	8	6.4

# FIBA U20 Women's European Championship

## Hungary 2022

### Spain

#### B. De Santiago



Pun/Min	Match	Min	FG	2pts	3pts	FT	OREB	DREB	REB	AST	PF	TO	STL	BLK	+/-	EFF	Pts
0,30	vs LTUGroup Phase	20	2/633.3%	1/1100%	1/520%	1/250%	3	1	4	2	0	0	3	0	29	10	6
0,38	vs BULGroup Phase	16	1/812.5%	1/333.3%	0/50%	4/4100%	2	6	8	0	1	0	1	0	38	8	6
0,48	vs POLGroup Phase	23	4/1040%	1/333.3%	3/742.9%	0/00%	2	2	4	1	4	0	3	0	-2	13	11
0,70	vs IRLRound of 16	20	3/837.5%	1/425%	2/450%	6/875%	3	3	6	1	0	1	4	0	43	17	14
0,00	vs HUNQuarter-Finals	13	0/30%	0/10%	0/20%	0/00%	0	3	3	1	0	1	2	1	4	3	0
0,33	vs ITASemi-Finals	18	2/728.6%	0/30%	2/450%	0/00%	1	3	4	1	2	0	2	1	8	9	6
0,12	vs CZEFinal	17	0/50%	0/30%	0/20%	2/2100%	2	5	7	1	2	1	0	0	11	4	2
		Min	FG	2pts	3pts	FT	O	D	Tot	As	PF	To	St	BS	+/-	Ef	Pts
0,35	Accumulated	127	12/4725.5%	4/1822.2%	8/2927.6%	13/1681.3%	13	23	36	7	9	3	15	2	131	64	45
	Average	18.2	1.7/6.725.5%	0.6/2.622.2%	1.1/4.127.6%	1.9/2.381.2%	1.9	3.3	5.1	1	1.3	0.4	2.1	0.3	18.7	9.1	6.4

#### J. Rueda

Pun/Min	Match	Min	FG	2pts	3pts	FT	OREB	DREB	REB	AST	PF	TO	STL	BLK	+/-	EFF	Pts
0,38	vs LTUGroup Phase	21	3/650%	2/450%	1/250%	1/250%	0	1	1	1	2	0	3	1	8	10	8
0,41	vs BULGroup Phase	22	4/757.1%	3/475%	1/333.3%	0/00%	1	0	1	3	2	2	7	0	31	15	9
0,15	vs POLGroup Phase	13	0/20%	0/10%	0/10%	2/450%	0	0	0	0	4	2	1	0	6	-3	2
0,53	vs IRLRound of 16	19	4/1330.8%	2/825%	2/540%	0/10%	2	1	3	2	1	3	3	1	25	6	10
0,30	vs HUNQuarter-Finals	20	3/3100%	3/3100%	0/00%	0/00%	0	1	1	2	2	1	2	0	10	10	6
0,47	vs ITASemi-Finals	15	3/650%	2/540%	1/1100%	0/20%	0	1	1	0	3	0	0	0	-9	3	7
0,11	vs CZEFinal	19	0/20%	0/10%	0/10%	2/2100%	4	0	4	2	1	2	1	0	-8	5	2
		Min	FG	2pts	3pts	FT	O	D	Tot	As	PF	To	St	BS	+/-	Ef	Pts
0,34	Accumulated	129	17/3943.6%	12/2646.2%	5/1338.5%	5/1145.5%	7	4	11	10	15	10	17	2	63	46	44
	Average	18.4	2.4/5.643.6%	1.7/3.746.2%	0.7/1.938.5%	0.7/1.645.5%	1	0.6	1.6	1.4	2.1	1.4	2.4	0.3	9	6.6	6.3

#### E. Buenavida

Pun/Min	Match	Min	FG	2pts	3pts	FT	OREB	DREB	REB	AST	PF	TO	STL	BLK	+/-	EFF	Pts
0,21	vs LTUGroup Phase	19	1/714.3%	1/520%	0/20%	2/2100%	1	1	2	2	1	2	2	1	24	3	4
0,50	vs BULGroup Phase	20	5/683.3%	5/5100%	0/10%	0/00%	1	1	2	4	3	2	3	0	47	16	10
0,84	vs POLGroup Phase	19	6/1346.2%	3/742.9%	3/650%	1/250%	3	3	6	0	2	1	3	0	-1	16	16
0,11	vs IRLRound of 16	18	1/425%	1/250%	0/20%	0/00%	0	0	0	0	3	2	2	0	8	-1	2
0,11	vs HUNQuarter-Finals	18	1/333.3%	1/250%	0/10%	0/00%	1	1	2	1	1	0	2	0	0	5	2
0,00	vs ITASemi-Finals	15	0/40%	0/30%	0/10%	0/00%	3	4	7	1	0	3	2	0	4	3	0
0,16	vs CZEFinal	19	1/333.3%	1/250%	0/10%	1/425%	1	2	3	2	0	2	0	0	12	1	3
		Min	FG	2pts	3pts	FT	O	D	Tot	As	PF	To	St	BS	+/-	Ef	Pts
0,29	Accumulated	129	15/4037.5%	12/2646.2%	3/1421.4%	4/850%	10	12	22	10	10	12	14	1	94	43	37
	Average	18.4	2.1/5.737.5%	1.7/3.746.2%	0.4/221.4%	0.6/1.150%	1.4	1.7	3.1	1.4	1.4	1.7	2	0.1	13.4	6.1	5.3

# FIBA U20 Women's European Championship

Hungary 2022

Spain

C. Langarita



Pun/Min	Match	Min	FG	2pts	3pts	FT	OREB	DREB	REB	AST	PF	TO	STL	BLK	+/-	EFF	Pts
0,29	vs LTUGroup Phase	14	2/922.2%	2/922.2%	0/00%	0/00%	3	2	5	1	1	1	1	0	11	3	4
0,35	vs BULGroup Phase	17	3/650%	3/650%	0/00%	0/00%	2	1	3	1	1	1	3	0	31	9	6
0,33	vs POLGroup Phase	18	2/633.3%	2/633.3%	0/00%	2/2100%	0	1	1	2	1	1	2	0	-6	6	6
0,40	vs IRLRound of 16	20	3/560%	3/560%	0/00%	2/2100%	0	1	1	3	1	0	2	0	28	12	8
0,44	vs HUNQuarter-Finals	18	4/1233.3%	4/1233.3%	0/00%	0/00%	2	2	4	0	1	1	0	0	6	3	8
0,25	vs ITASemi-Finals	20	2/450%	2/450%	0/00%	1/250%	3	1	4	1	3	2	0	0	9	5	5
0,00	vs CZEFinal	18	0/40%	0/40%	0/00%	0/00%	0	2	2	0	2	0	1	0	8	-1	0
		Min	FG	2pts	3pts	FT	O	D	Tot	As	PF	To	St	BS	+/-	Ef	Pts
0,29	Accumulated	126	16/4634.8%	16/4634.8%	0/00%	5/683.3%	10	10	20	8	10	6	9	0	87	37	37
	Average	18.0	2.3/6.634.8%	2.3/6.634.8%	0/00%	0.7/0.983.3%	1.4	1.4	2.9	1.1	1.4	0.9	1.3	0	12.4	5.3	5.3

G. Capel

Pun/Min	Match	Min	FG	2pts	3pts	FT	OREB	DREB	REB	AST	PF	TO	STL	BLK	+/-	EFF	Pts
0,11	vs LTUGroup Phase	19	1/714.3%	1/714.3%	0/00%	0/00%	3	1	4	2	0	0	0	0	12	2	2
0,58	vs BULGroup Phase	19	5/771.4%	5/771.4%	0/00%	1/1100%	3	2	5	1	0	2	1	0	42	14	11
0,23	vs POLGroup Phase	22	2/540%	2/540%	0/00%	1/250%	4	5	9	1	1	0	1	0	16	12	5
0,10	vs IRLRound of 16	20	1/333.3%	1/333.3%	0/00%	0/00%	1	4	5	1	0	1	1	0	29	6	2
0,20	vs HUNQuarter-Finals	20	2/450%	2/450%	0/00%	0/00%	1	3	4	1	1	2	0	0	10	5	4
0,07	vs ITASemi-Finals	14	0/00%	0/00%	0/00%	1/250%	0	2	2	0	2	1	2	0	4	3	1
0,00	vs CZEFinal	5	0/00%	0/00%	0/00%	0/00%	0	0	0	0	2	1	1	0	-5	0	0
		Min	FG	2pts	3pts	FT	O	D	Tot	As	PF	To	St	BS	+/-	Ef	Pts
0,21	Accumulated	119	11/2642.3%	11/2642.3%	0/00%	3/560%	12	17	29	6	6	7	6	0	108	42	25
	Average	17.0	1.6/3.742.3%	1.6/3.742.3%	0/00%	0.4/0.760%	1.7	2.4	4.1	0.9	0.9	1	0.9	0	15.4	6	3.6

G. Sanchez

Pun/Min	Match	Min	FG	2pts	3pts	FT	OREB	DREB	REB	AST	PF	TO	STL	BLK	+/-	EFF	Pts
0,50	vs LTUGroup Phase	12	3/650%	3/475%	0/20%	0/00%	1	1	2	1	1	1	0	0	7	5	6
	vs BULGroup Phase																
	vs POLGroup Phase																
	vs IRLRound of 16																
	vs HUNQuarter-Finals																
	vs ITASemi-Finals																
	vs CZEFinal																
		Min	FG	2pts	3pts	FT	O	D	Tot	As	PF	To	St	BS	+/-	Ef	Pts
0,50	Accumulated	12	3/650%	3/475%	0/20%	0/00%	1	1	2	1	1	1	0	0	7	5	6
	Average	12.3	3/650%	3/475%	0/20%	0/00%	1	1	2	1	1	1	0	0	7	5	6



## FIBA U20 Women's European Championship Hungary 2022



# FIBA U20 Women's European Championship

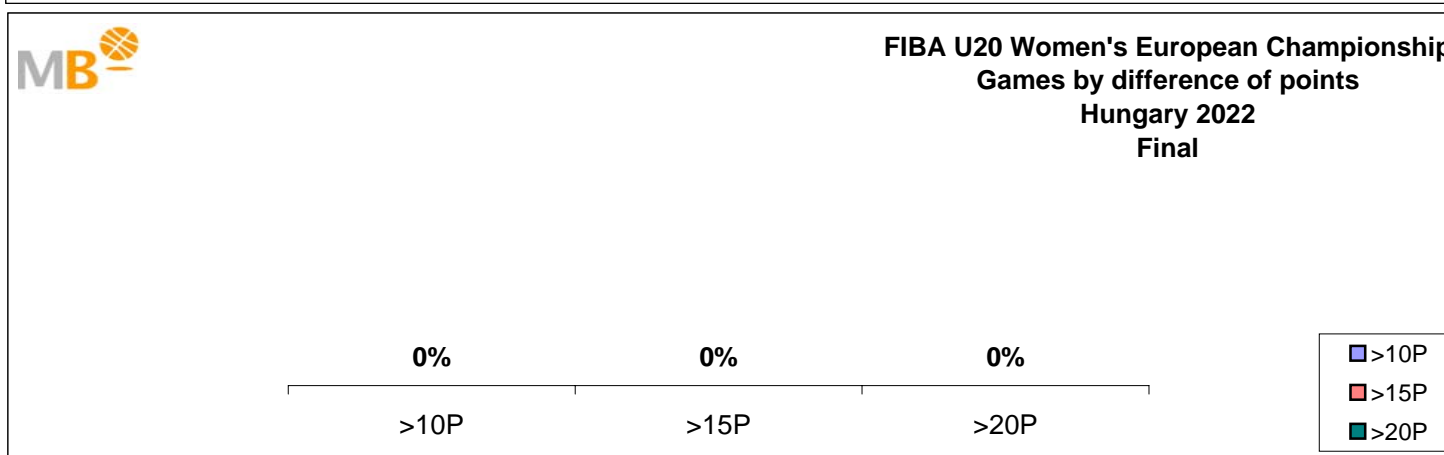
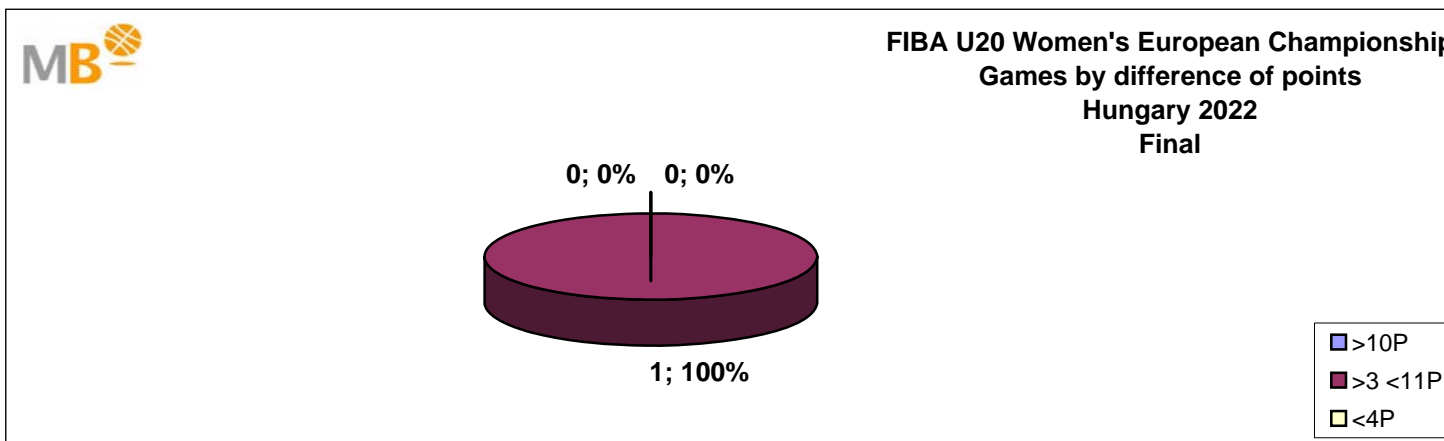
## Hungary 2022



Date	Final	Date	3 <sup>a</sup> -4 <sup>a</sup> Place
16-jul	Czech Republic-Spain <b>42-47</b>	16-jul	France-Italy <b>48-64</b>
Date	5 <sup>a</sup> -6 <sup>a</sup> Place	Date	7 <sup>a</sup> -8 <sup>a</sup> Place
16-jul	Portugal-Hungary <b>50-75</b>	16-jul	Poland-Serbia <b>70-57</b>
Date	9 <sup>a</sup> -10 <sup>a</sup> Place	Date	11 <sup>a</sup> -12 <sup>a</sup> Place
16-jul	Latvia-Finland <b>64-70</b>	16-jul	Sweden-Lithuania <b>71-44</b>
Date	13 <sup>a</sup> -14 <sup>a</sup> Place	Date	15 <sup>a</sup> -16 <sup>a</sup> Place
16-jul	Belgium-Netherlands <b>67-58</b>	16-jul	Bulgaria-Ireland <b>70-53</b>
Date	Semi-finals	Date	5 <sup>a</sup> -8 <sup>a</sup> Place
15-jul	Spain-Italy <b>56-40</b>	15-jul	Poland-Portugal <b>51-58</b>
15-jul	Czech Republic-France <b>65-63</b>	15-jul	Hungary-Serbia <b>82-66</b>
Date	9 <sup>a</sup> -12 <sup>a</sup> Place	Date	13 <sup>a</sup> -16 <sup>a</sup> Place
15-jul	Latvia-Sweden <b>78-58</b>	15-jul	Belgium-Bulgaria <b>70-56</b>
15-jul	Finland-Lithuania <b>79-65</b>	15-jul	Ireland-Netherlands <b>50-58</b>
Date	Quarter-Finals	Date	9 <sup>a</sup> -16 <sup>a</sup> Place
13-jul	Italy-Serbia <b>72-46</b>	13-jul	Belgium-Latvia <b>66-68</b>
13-jul	Czech Republic-Poland <b>64-43</b>	13-jul	Netherlands-Lithuania <b>56-59</b>
13-jul	Hungary-Spain <b>56-70</b>	13-jul	Sweden-Bulgaria <b>94-71</b>
13-jul	France-Portugal <b>77-35</b>	13-jul	Finland-Ireland <b>73-59</b>
Date	Round of 16	Date	Round of 16
12-jul	Poland-Latvia <b>70-54</b>	12-jul	Sweden-France <b>57-73</b>
12-jul	Serbia-Lithuania <b>71-41</b>	12-jul	Hungary-Finland <b>84-74</b>
12-jul	Czech Republic-Belgium <b>65-42</b>	12-jul	Portugal-Bulgaria <b>90-54</b>
12-jul	Italy-Netherlands <b>76-36</b>	12-jul	Spain-Ireland <b>87-30</b>

Group Phase							
Date	GROUP A	Date	GROUP B	Date	GROUP C	Date	GROUP D
8-jul	Hungary-Czech Republic <b>50-63</b>	8-jul	Italy-Sweden <b>62-47</b>	8-jul	Spain-Lithuania <b>80-40</b>	8-jul	Serbia-Latvia <b>64-65</b>
8-jul	France-Netherlands <b>72-49</b>	8-jul	Belgium-Finland <b>60-67</b>	8-jul	Poland-Bulgaria <b>90-75</b>	8-jul	Portugal-Ireland <b>68-47</b>
9-jul	Netherlands-Hungary <b>40-81</b>	9-jul	Sweden-Belgium <b>81-61</b>	9-jul	Lithuania-Poland <b>34-66</b>	9-jul	Latvia-Portugal <b>45-74</b>
9-jul	Czech Republic-France <b>59-54</b>	9-jul	Finland-Italy <b>38-67</b>	9-jul	Bulgaria-Spain <b>27-98</b>	9-jul	Ireland-Serbia <b>76-81</b>
10-jul	France-Hungary <b>64-80</b>	10-jul	Finland-Sweden <b>55-71</b>	10-jul	Spain-Poland <b>77-67</b>	10-jul	Serbia-Portugal <b>55-50</b>
10-jul	Czech Republic-Netherlands <b>78-48</b>	10-jul	Italy-Belgium <b>67-35</b>	10-jul	Bulgaria-Lithuania <b>52-72</b>	10-jul	Ireland-Latvia <b>45-85</b>

# FIBA U20 Women's European Championship Hungary 2022 Final

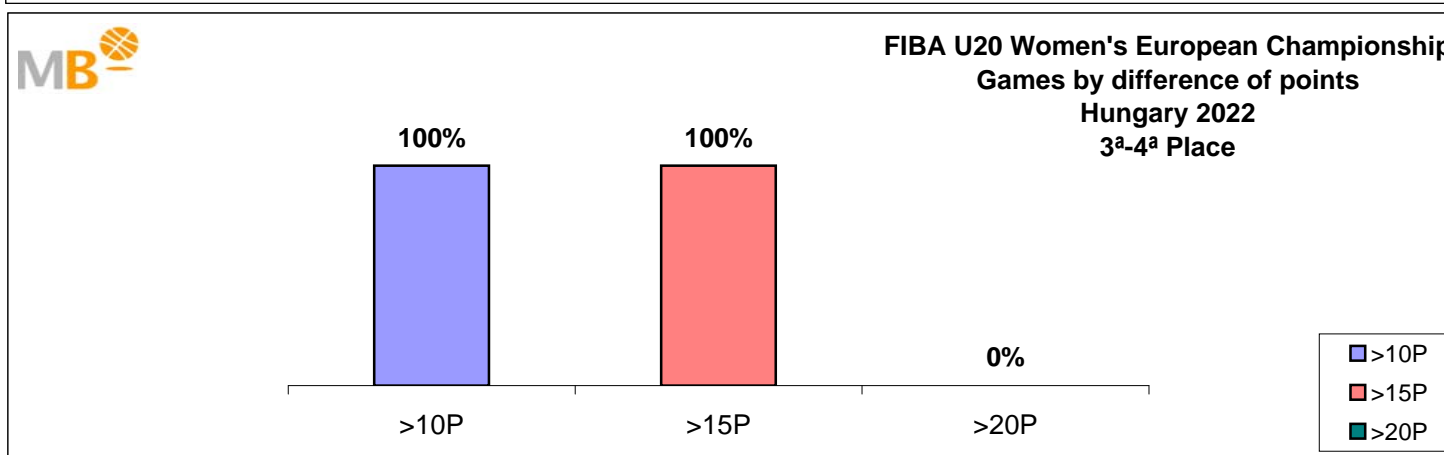
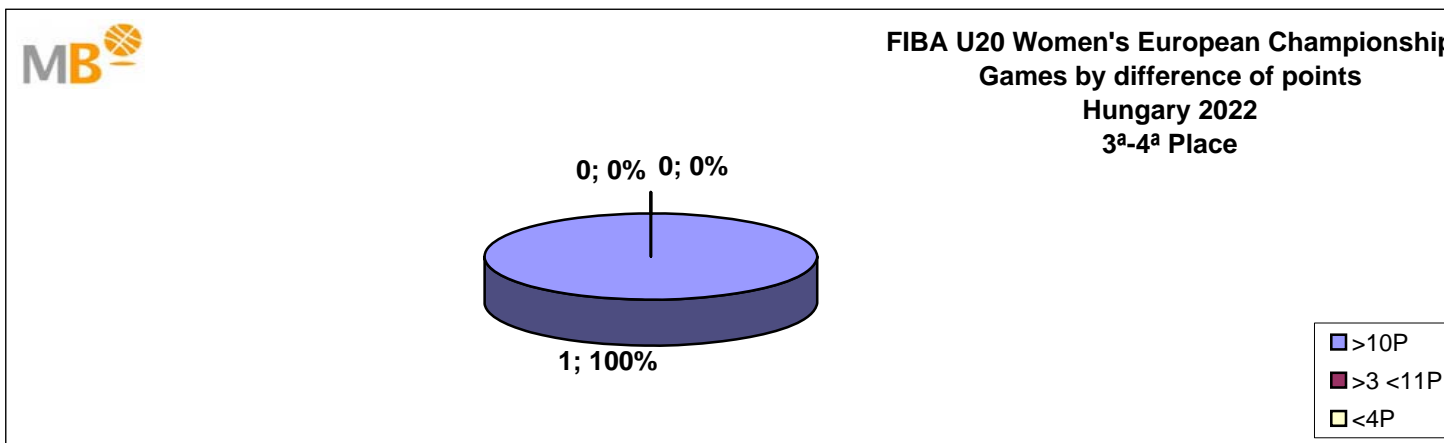


- >10P Games finished with a difference of more than 10 points
- >15P Games finished with a difference of more than 15 points
- >20P Games finished with a difference of more than 20 points
- >3<11P Games finished with a difference between 4 and 10 points
- <4P Games finished with a difference of less than 4 points

Games: **1**  
**16-Jul-22**



# FIBA U20 Women's European Championship Hungary 2022 3<sup>a</sup>-4<sup>a</sup> Place

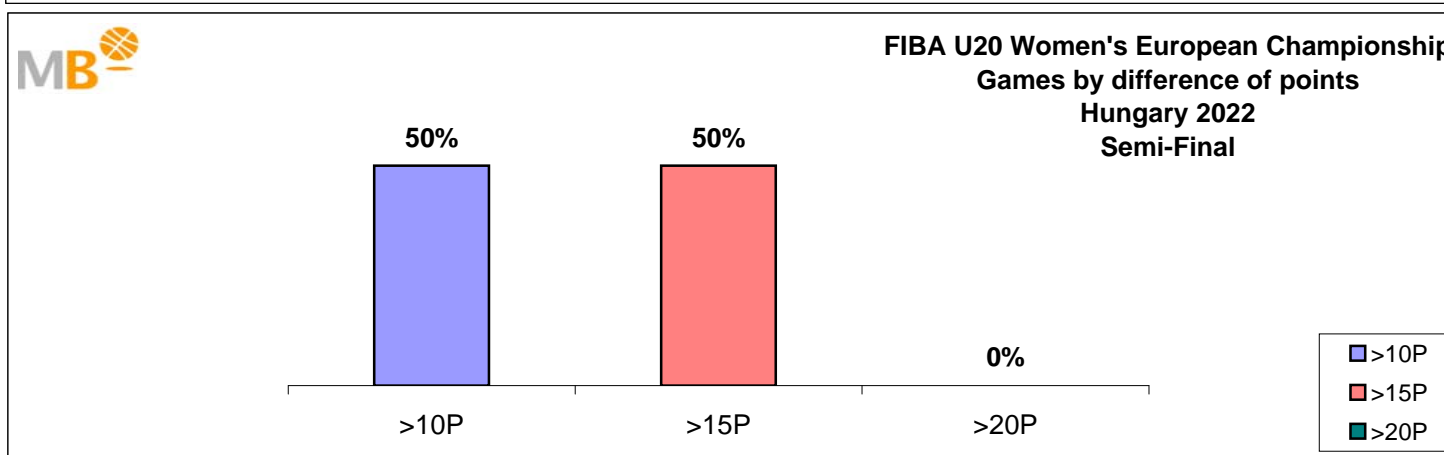
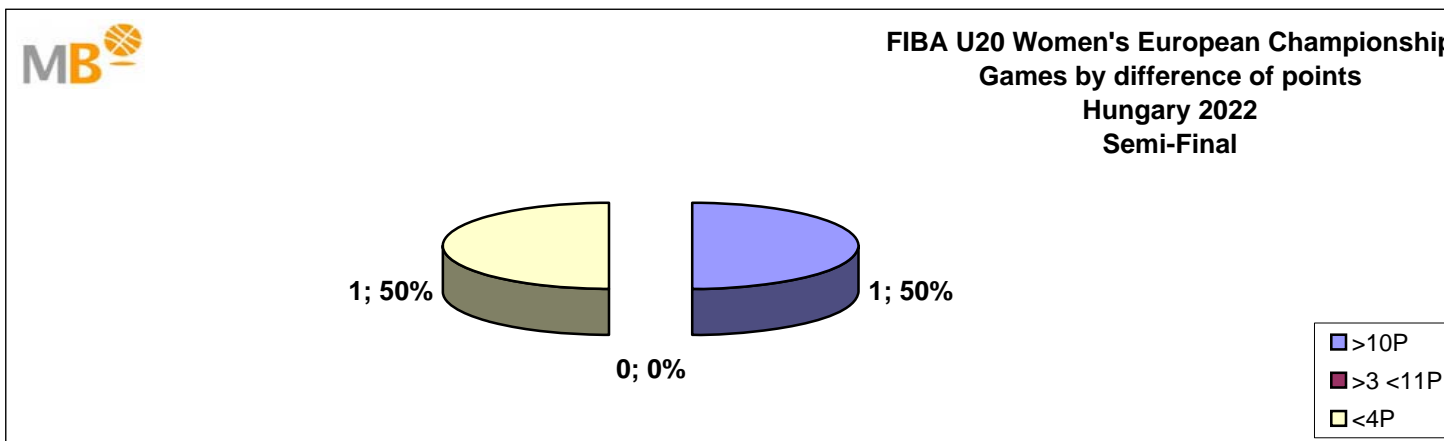


>10P	Games finished with a difference of more than 10 points
>15P	Games finished with a difference of more than 15 points
>20P	Games finished with a difference of more than 20 points
>3<11P	Games finished with a difference between 4 and 10 points
<4P	Games finished with a difference of less than 4 points

Games: 1

16-Jul-22

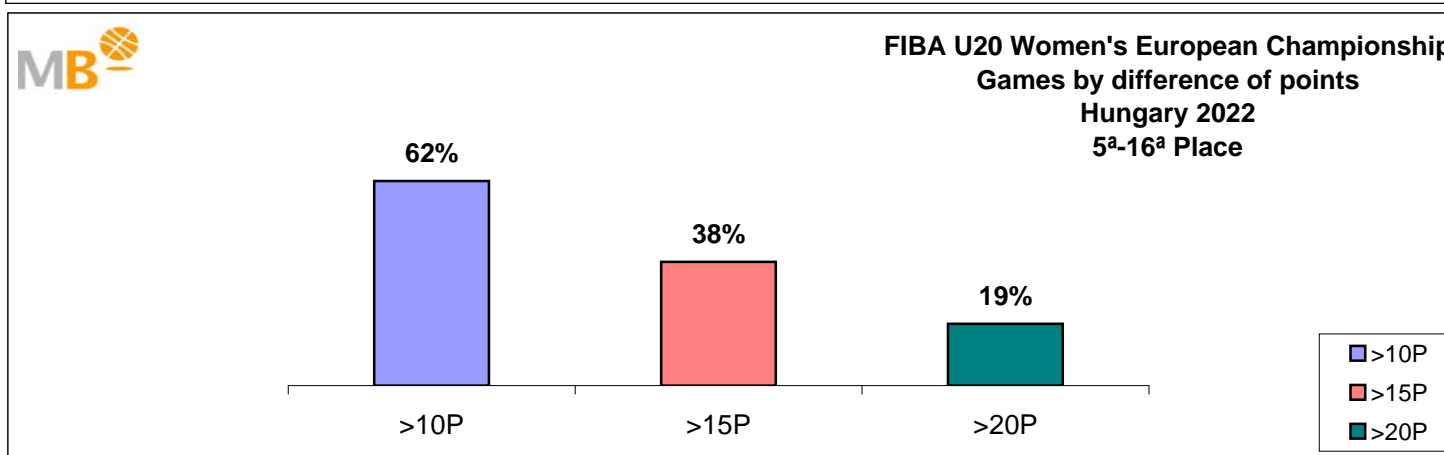
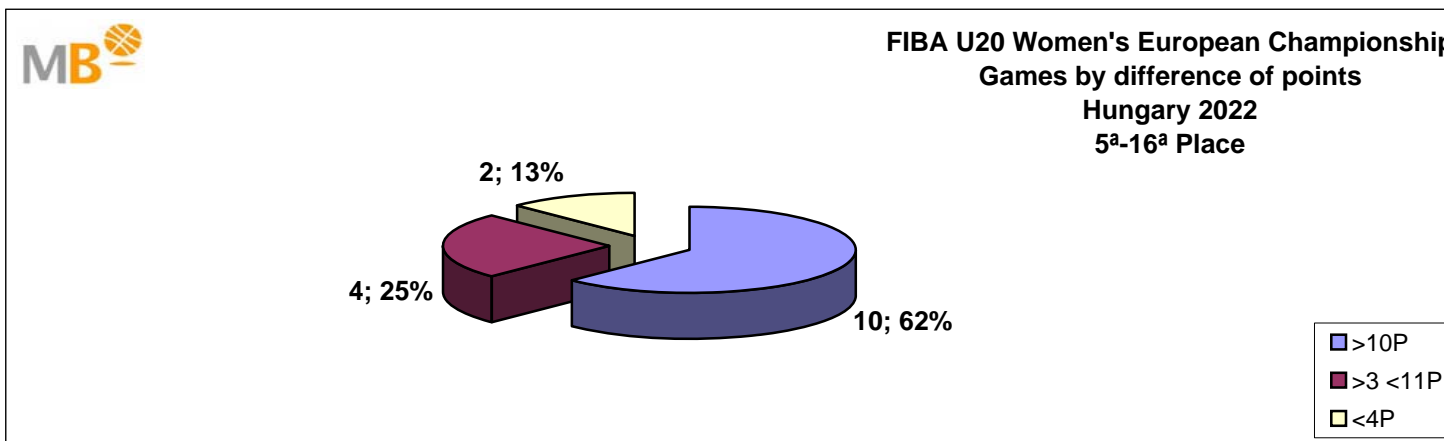
# FIBA U20 Women's European Championship Hungary 2022 Semi-Final



- >10P Games finished with a difference of more than 10 points
- >15P Games finished with a difference of more than 15 points
- >20P Games finished with a difference of more than 20 points
- >3<11P Games finished with a difference between 4 and 10 points
- <4P Games finished with a difference of less than 4 points

**Games: 2**  
**15-Jul-22**

# FIBA U20 Women's European Championship Hungary 2022 5<sup>a</sup>-16<sup>a</sup> Place

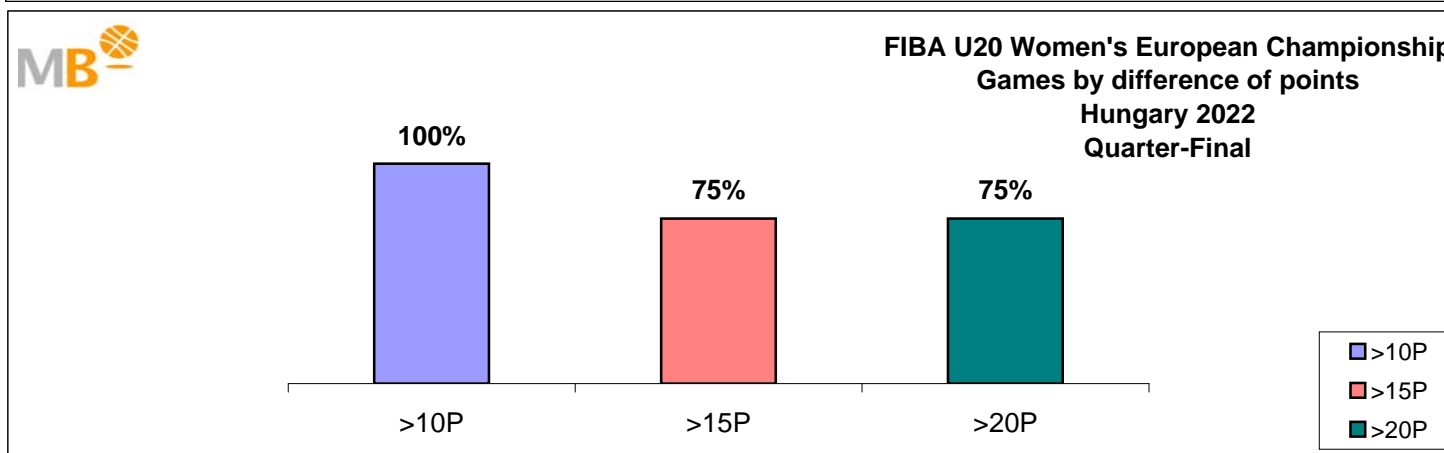
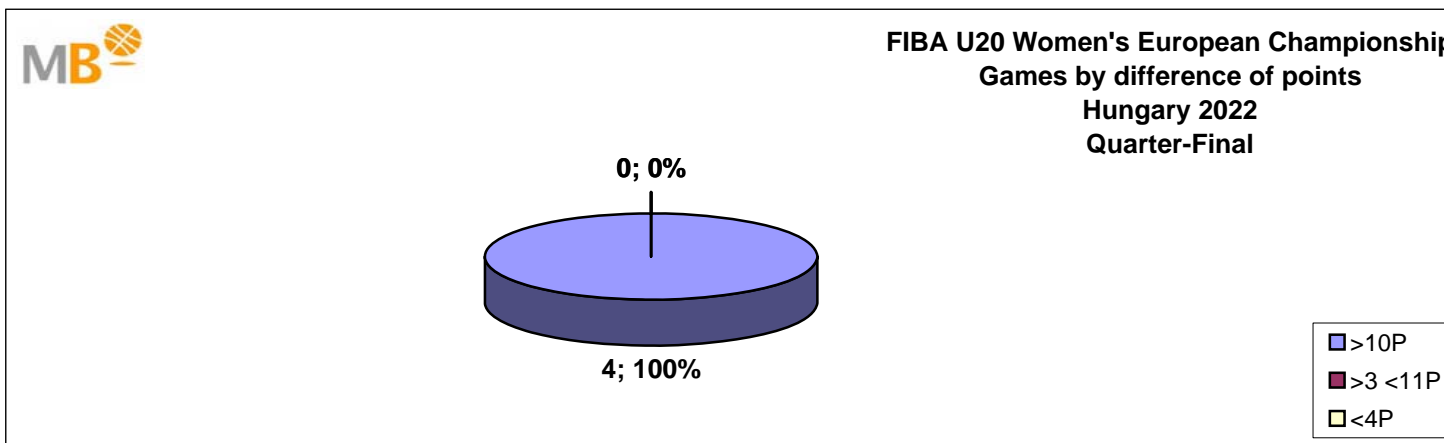


- >10P Games finished with a difference of more than 10 points
- >15P Games finished with a difference of more than 15 points
- >20P Games finished with a difference of more than 20 points
- >3<11P Games finished with a difference between 4 and 10 points
- <4P Games finished with a difference of less than 4 points

**Games: 16**

**16-Jul-22**

# FIBA U20 Women's European Championship Hungary 2022 Quarter-Final



- >10P Games finished with a difference of more than 10 points
- >15P Games finished with a difference of more than 15 points
- >20P Games finished with a difference of more than 20 points
- >3<11P Games finished with a difference between 4 and 10 points
- <4P Games finished with a difference of less than 4 points

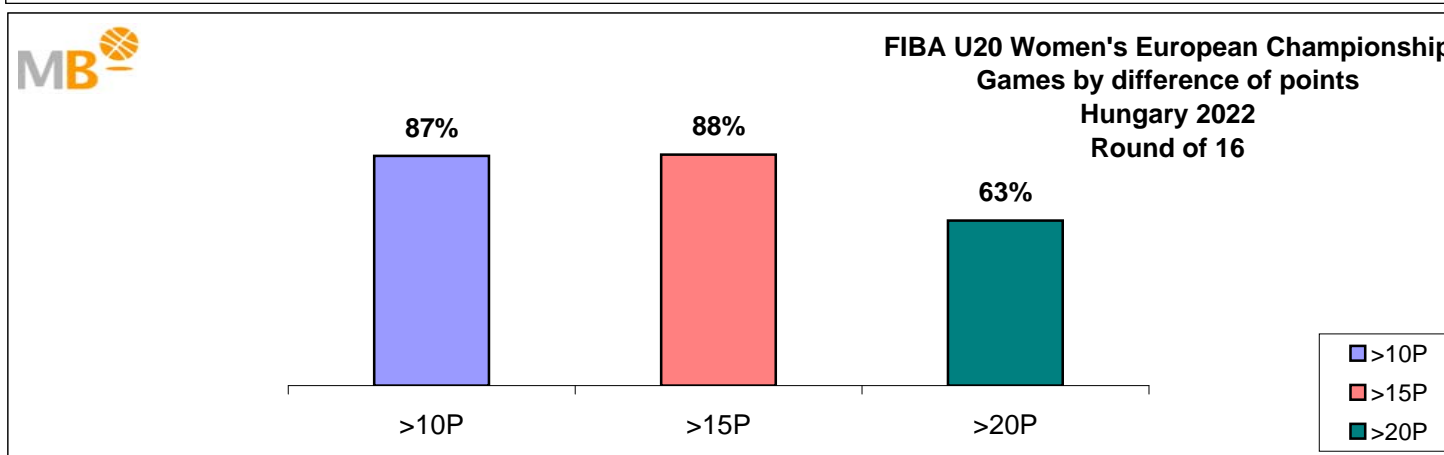
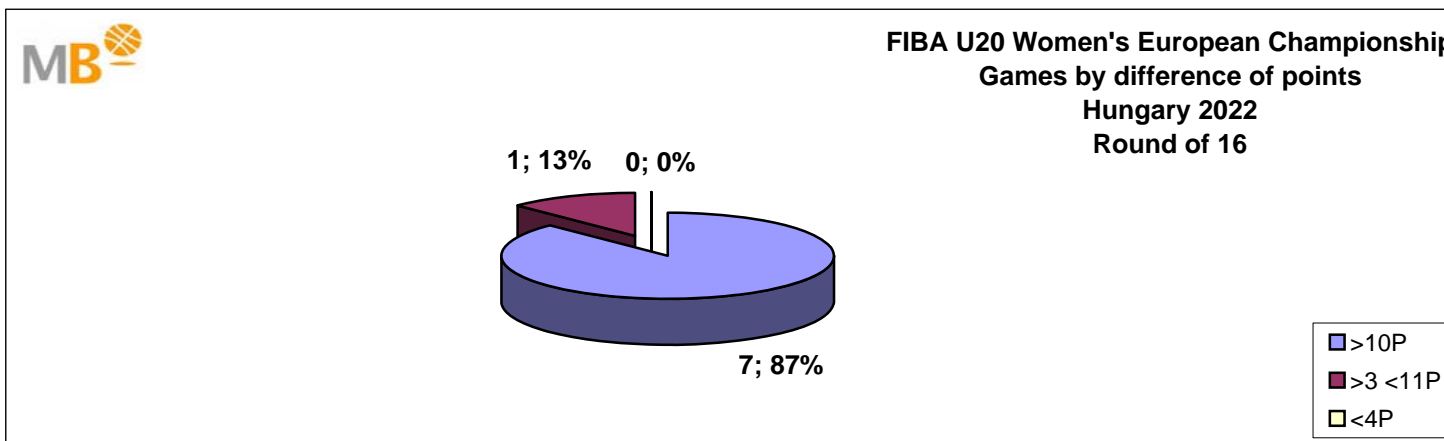
**Games:** 4

**13-Jul-22**

# FIBA U20 Women's European Championship

## Hungary 2022

### Round of 16

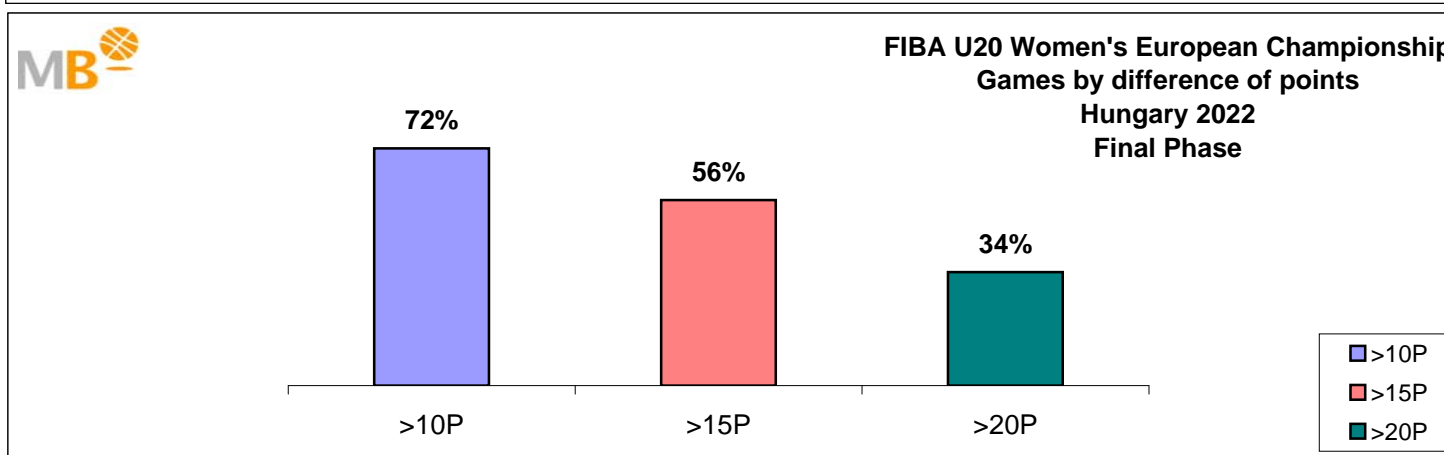
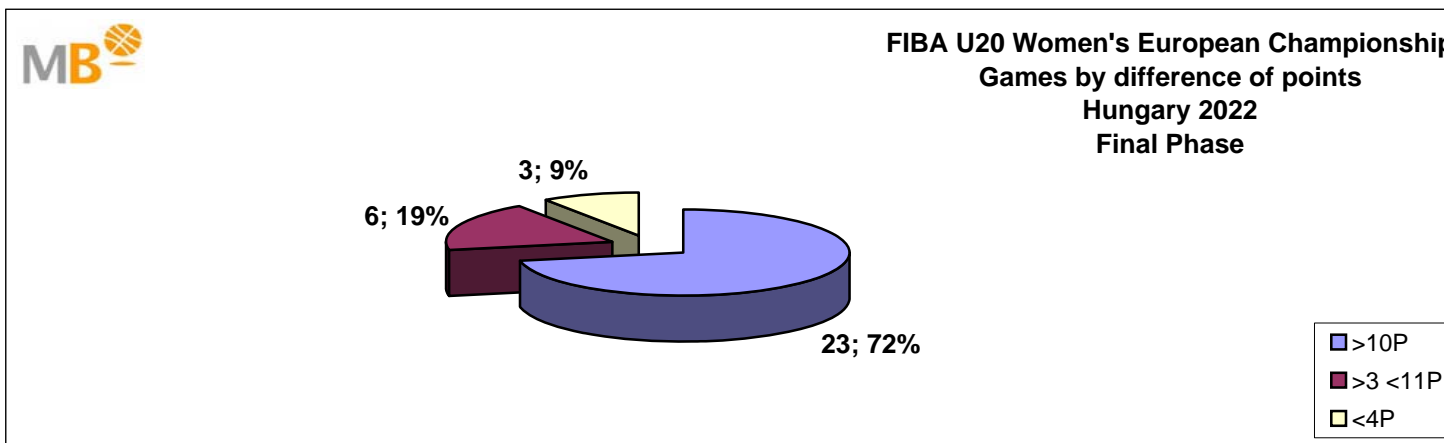


- >10P Games finished with a difference of more than 10 points
- >15P Games finished with a difference of more than 15 points
- >20P Games finished with a difference of more than 20 points
- >3<11P Games finished with a difference between 4 and 10 points
- <4P Games finished with a difference of less than 4 points

**Games: 8**

**12-Jul-22**

# FIBA U20 Women's European Championship Hungary 2022 Final Phase

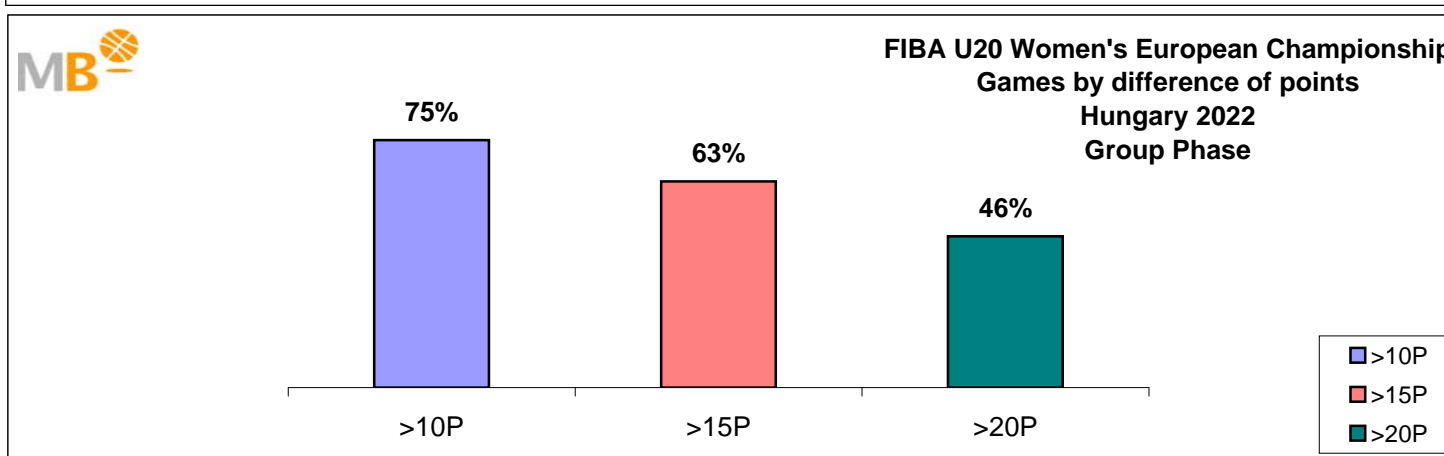
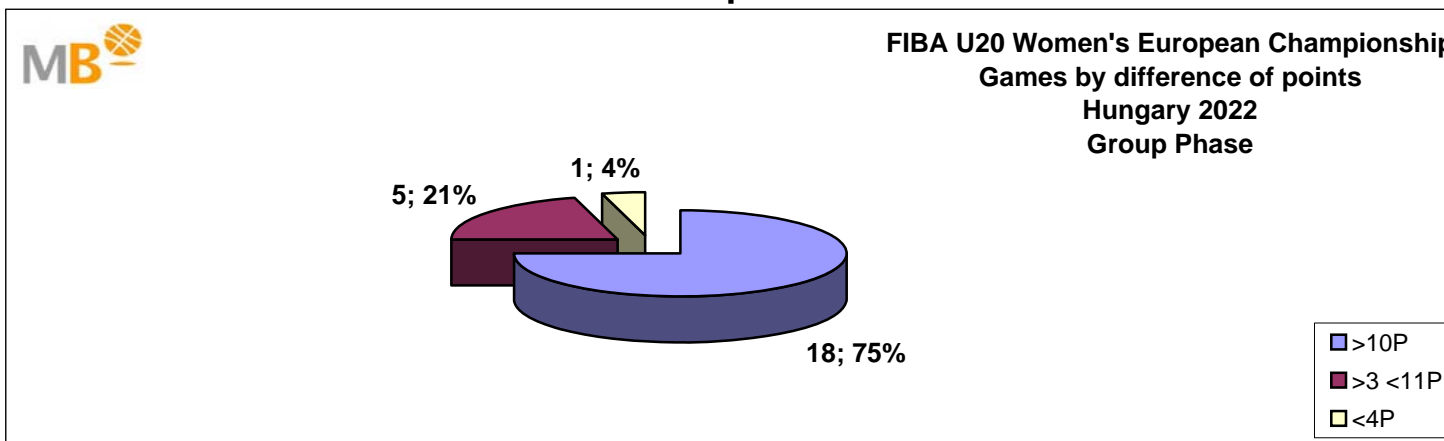


- >10P Games finished with a difference of more than 10 points
- >15P Games finished with a difference of more than 15 points
- >20P Games finished with a difference of more than 20 points
- >3<11P Games finished with a difference between 4 and 10 points
- <4P Games finished with a difference of less than 4 points

**Games: 32**

**16-Jul-22**

# FIBA U20 Women's European Championship Hungary 2022 Group Phase



- >10P Games finished with a difference of more than 10 points
- >15P Games finished with a difference of more than 15 points
- >20P Games finished with a difference of more than 20 points
- >3<11P Games finished with a difference between 4 and 10 points
- <4P Games finished with a difference of less than 4 points

Games: 24

10-Jul-22

# FIBA U20 Women's European Championship

## Hungary 2022



### Group Phase

#### Group A

6/6 games played

#	Team	GAMES				STREAK		GAME POINTS				POINTS
		P	W	L	%	Last 5	For	Agt	+/-	FA	AA	
1	<b>Czech Republic</b>	3	3	0	<b>100</b>	11110	200	152	48	66.7	50.7	<b>6</b>
2	<b>Hungary</b>	3	2	1	<b>66.7</b>	11011	211	167	44	70.3	55.7	<b>5</b>
3	<b>France</b>	3	1	2	<b>33.3</b>	01100	190	188	2	63.3	62.7	<b>4</b>
4	<b>Netherlands</b>	3	0	3	<b>0</b>	00010	137	231	-94	45.7	77	<b>3</b>

[SHOW GAMES](#)

#### Group B

6/6 games played

#	Team	GAMES				STREAK		GAME POINTS				POINTS
		P	W	L	%	Last 5	For	Agt	+/-	FA	AA	
1	<b>Italy</b>	3	3	0	<b>100</b>	11111	196	120	76	65.3	40	<b>6</b>
2	<b>Sweden</b>	3	2	1	<b>66.7</b>	10101	199	178	21	66.3	59.3	<b>5</b>
3	<b>Finland</b>	3	1	2	<b>33.3</b>	00111	160	198	-38	53.3	66	<b>4</b>
4	<b>Belgium</b>	3	0	3	<b>0</b>	00011	156	215	-59	52	71.7	<b>3</b>

[SHOW GAMES](#)

#### Group C

6/6 games played

#	Team	GAMES				STREAK		GAME POINTS				POINTS
		P	W	L	%	Last 5	For	Agt	+/-	FA	AA	
1	<b>Spain</b>	3	3	0	<b>100</b>	11111	255	134	121	85	44.7	<b>6</b>
2	<b>Poland</b>	3	2	1	<b>66.7</b>	01001	223	186	37	74.3	62	<b>5</b>
3	<b>Lithuania</b>	3	1	2	<b>33.3</b>	10100	146	198	-52	48.7	66	<b>4</b>
4	<b>Bulgaria</b>	3	0	3	<b>0</b>	00001	154	260	-106	51.3	86.7	<b>3</b>

[SHOW GAMES](#)

#### Group D

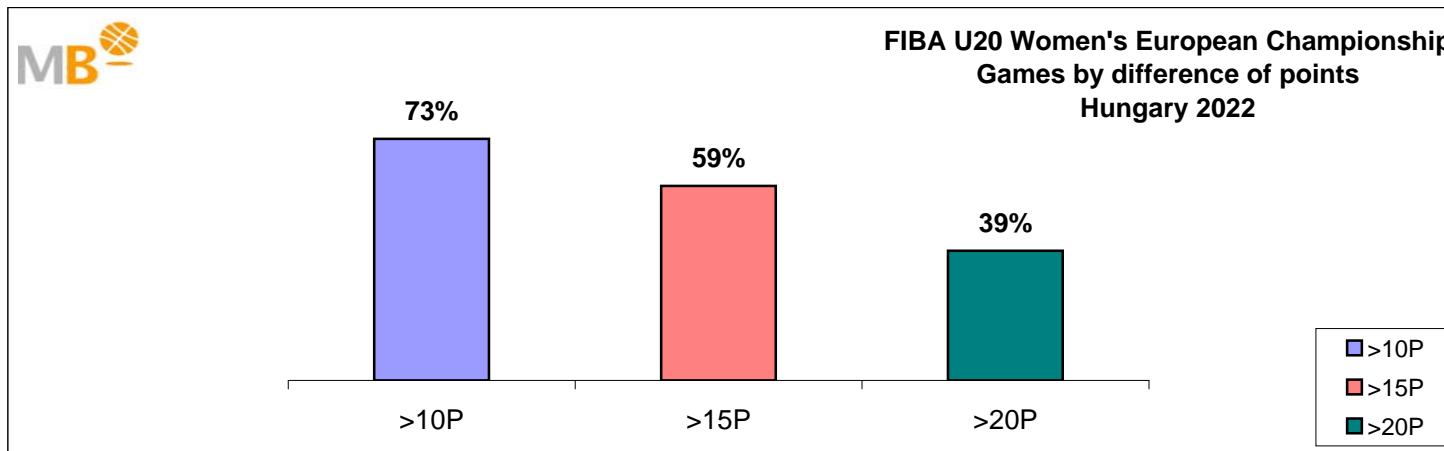
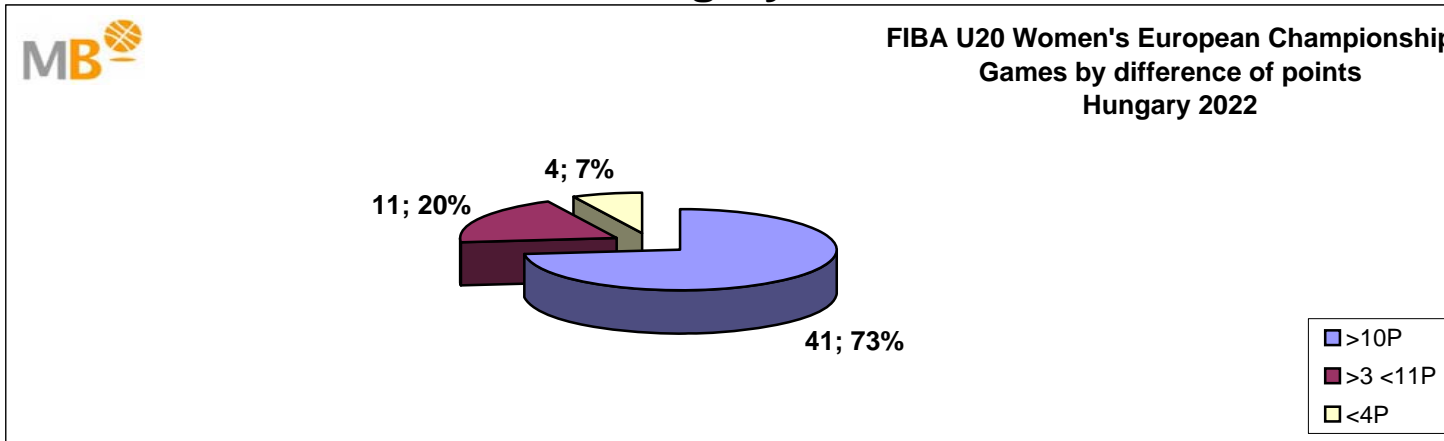
6/6 games played

#	Team	GAMES				STREAK		GAME POINTS				POINTS
		P	W	L	%	Last 5	For	Agt	+/-	FA	AA	
1	<b>Portugal</b>	3	2	1	<b>66.7</b>	10110	192	147	45	64	49	<b>5</b>
2	<b>Serbia</b>	3	2	1	<b>66.7</b>	11100	200	191	9	66.7	63.7	<b>5</b>
3	<b>Latvia</b>	3	2	1	<b>66.7</b>	10110	195	183	12	65	61	<b>5</b>
4	<b>Ireland</b>	3	0	3	<b>0</b>	00000	168	234	-66	56	78	<b>3</b>

[SHOW GAMES](#)



# FIBA U20 Women's European Championship Hungary 2022



- >10P Games finished with a difference of more than 10 points
- >15P Games finished with a difference of more than 15 points
- >20P Games finished with a difference of more than 20 points
- >3<11P Games finished with a difference between 4 and 10 points
- <4P Games finished with a difference of less than 4 points

**Games: 56**

**16-Jul-22**