

MagBasket

EL BALONCESTO DEL SIGLO XXI

NBA 2017-2018



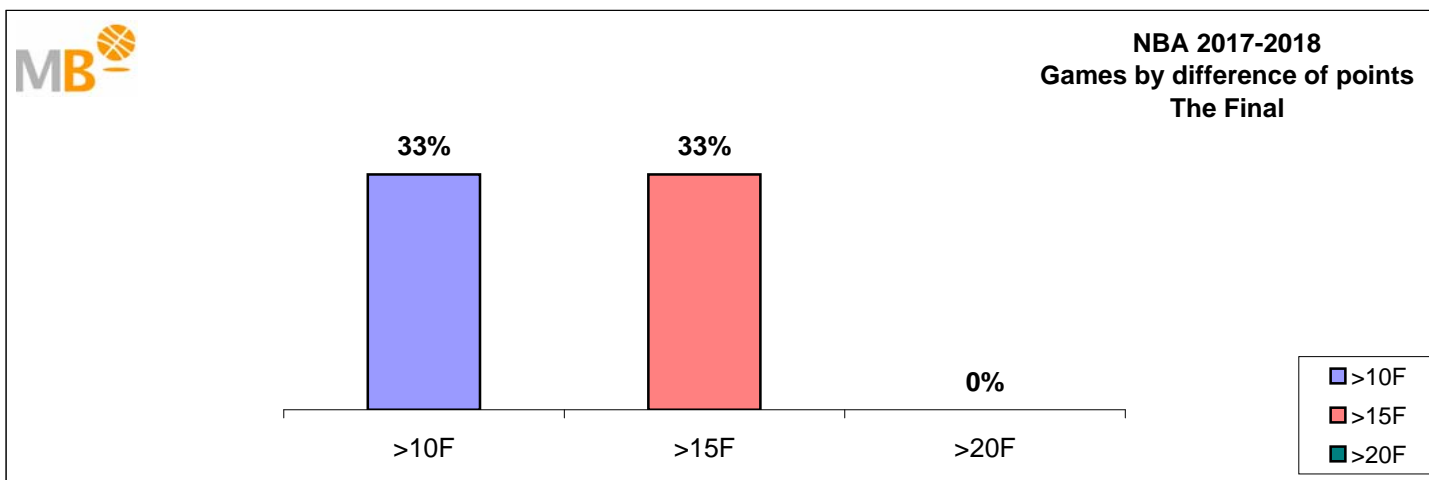
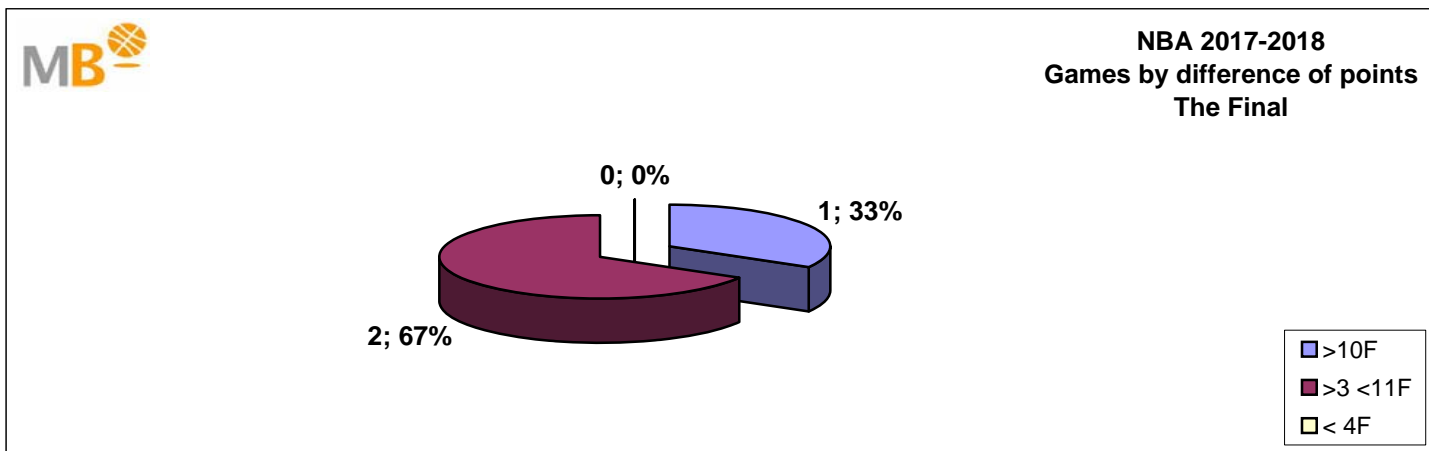
LATEST HEADLINES - NBA NEWS

6-Jun-18



NBA 2017-2018

The Final



- >10 F Games finished with a difference of more than 10 points
- >15 F Games finished with a difference of more than 15 points
- >20 F Games finished with a difference of more than 20 points
- >3<11 F Games finished with a difference between 4 and 10 points
- <4 F Games finished with a difference of less than 4 points

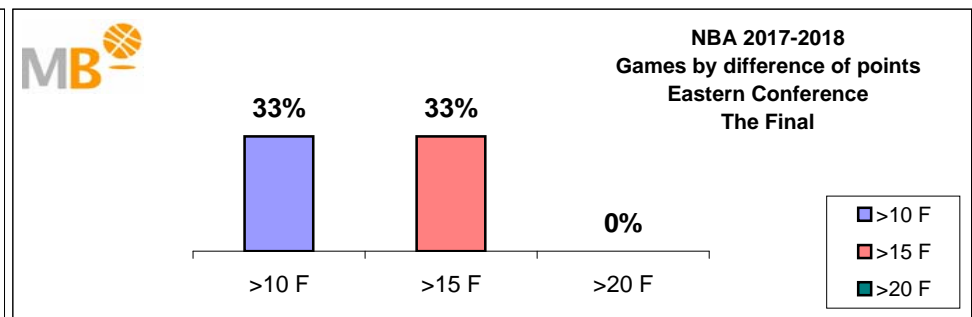
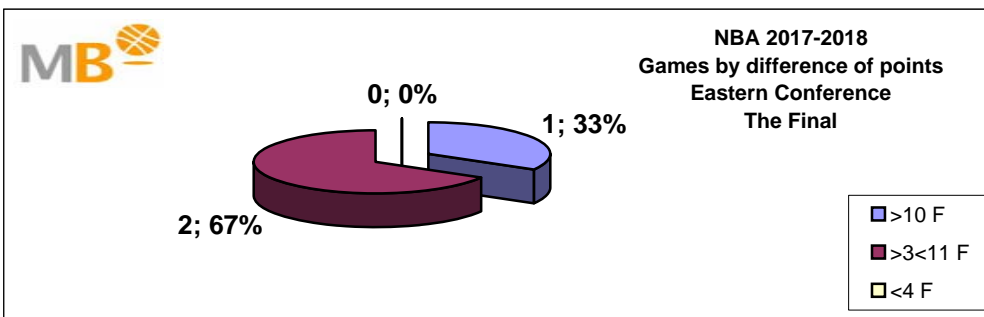
Games: 3
06-Jun-18

The Final

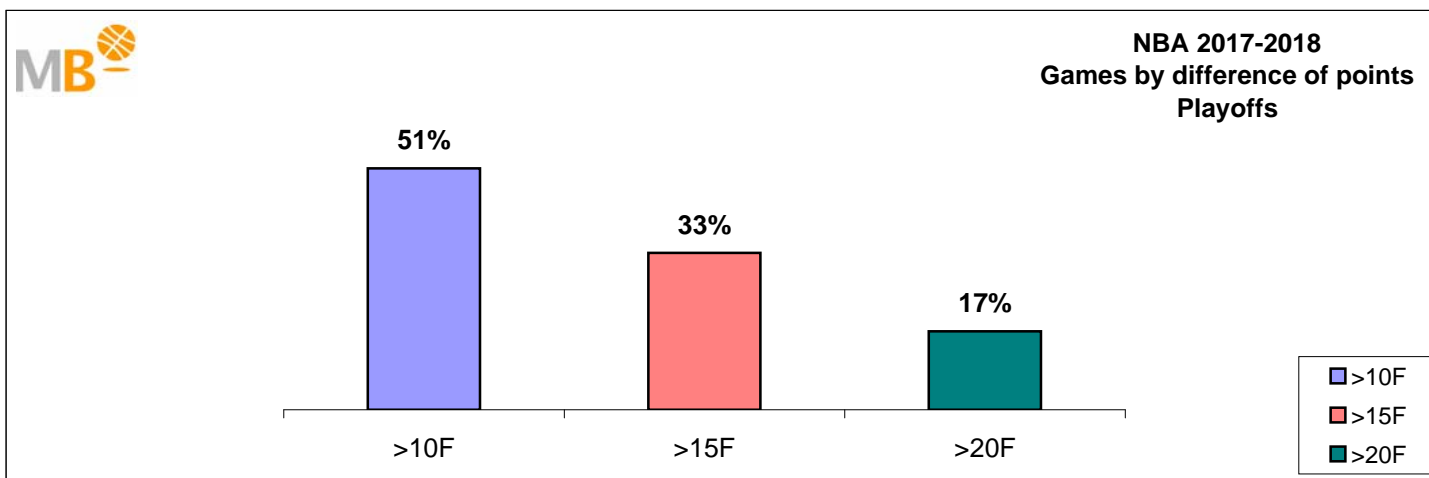
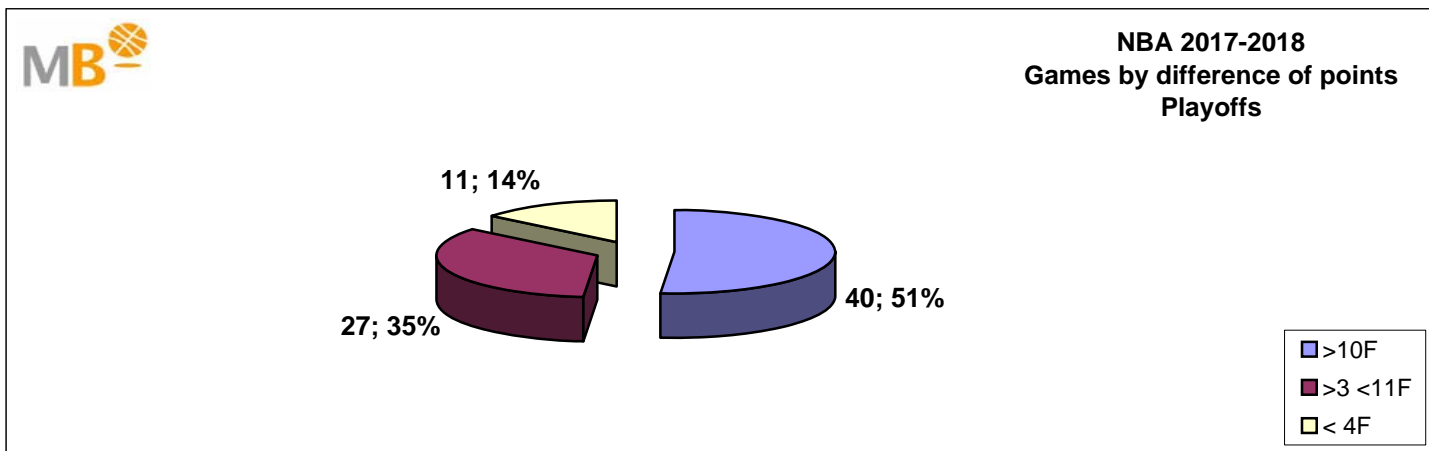
		Game Stats				1Q	2Q	3Q	4Q	OT	>10 F	>3<11 F	<4 F	>10 F	>15 F	>20 F	Day	
	<u>Resumen</u>	CLE	GSW	114	124	10	30/29	26/27	22/28	29/23	7/17	0	1	0	0	0	0	31-may
	<u>Resumen</u>	CLE	GSW	103	122	19	28/32	18/27	34/31	23/32		1	0	0	1	1	0	03-jun
3-0	<u>Resumen</u>	GSW	CLE	110	102	8	28/29	24/29	31/23	27/21		0	1	0	0	0	0	06-jun
	Golden State Warriors - Cleveland Cavaliers																	08-jun
	Cleveland Cavaliers - Golden State Warriors																	11-jun
	Golden State Warriors - Cleveland Cavaliers																	14-jun
	Golden State Warriors - Cleveland Cavaliers																	17-jun

>10 F	Games finished with a difference of more than 10 points
>15 F	Games finished with a difference of more than 15 points
>20 F	Games finished with a difference of more than 20 points
>3<11 F	Games finished with a difference between 4 and 10 points
<4 F	Games finished with a difference of less than 4 points

1	2	0	1	1	0
---	---	---	---	---	---



NBA 2017-2018 Playoffs

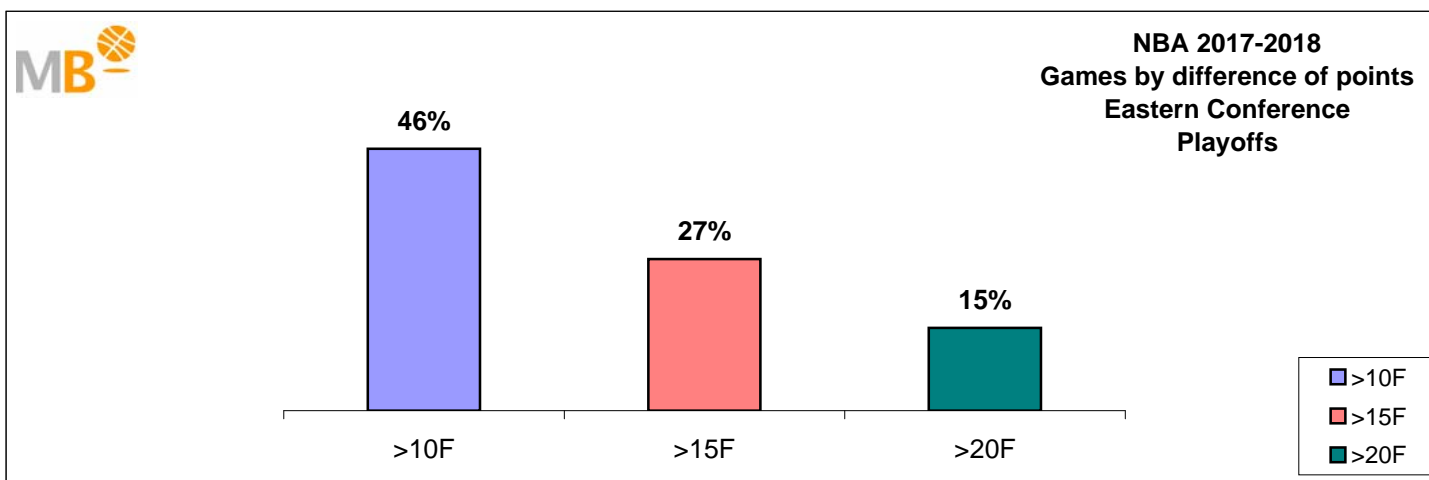
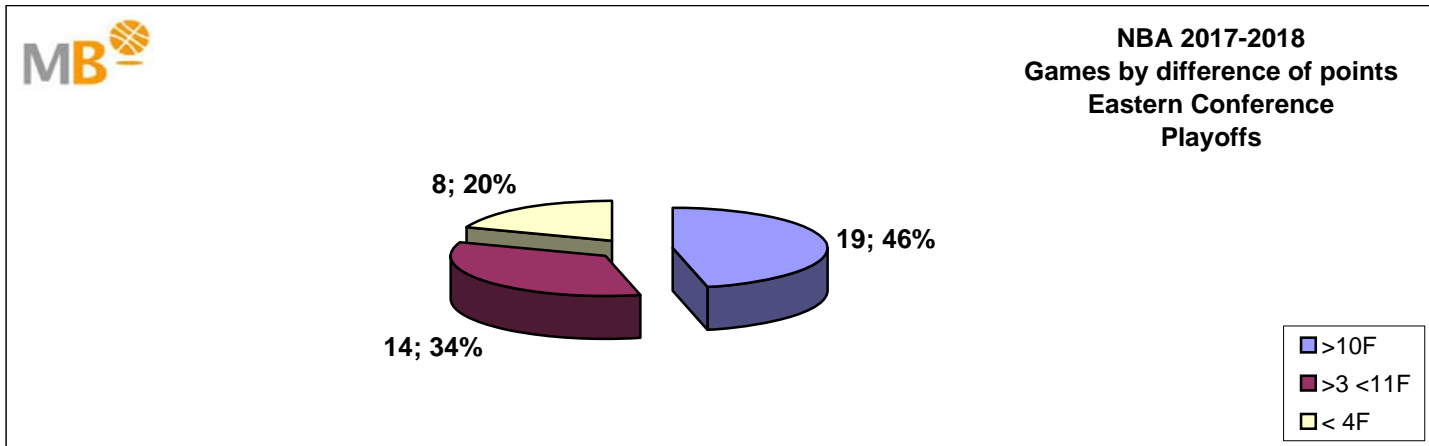


>10 F	Games finished with a difference of more than 10 points
>15 F	Games finished with a difference of more than 15 points
>20 F	Games finished with a difference of more than 20 points
>3<11 F	Games finished with a difference between 4 and 10 points
<4 F	Games finished with a difference of less than 4 points

Games: 78

06-Jun-18

NBA 2017-2018 Eastern Conference Playoffs



>10 F	Games finished with a difference of more than 10 points
>15 F	Games finished with a difference of more than 15 points
>20 F	Games finished with a difference of more than 20 points
>3<11 F	Games finished with a difference between 4 and 10 points
<4 F	Games finished with a difference of less than 4 points

Games: 41

06-Jun-18

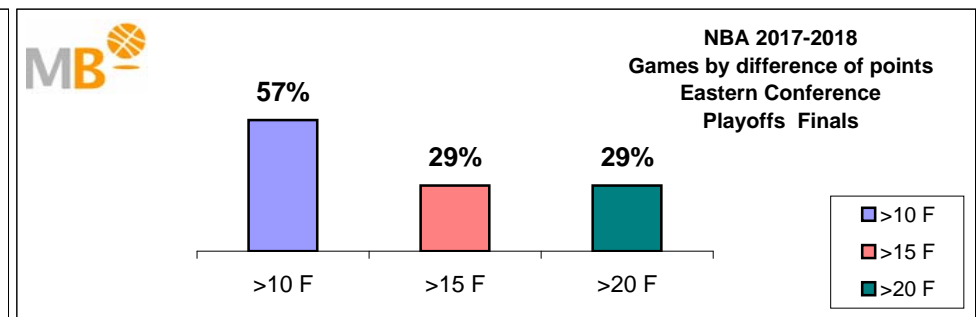
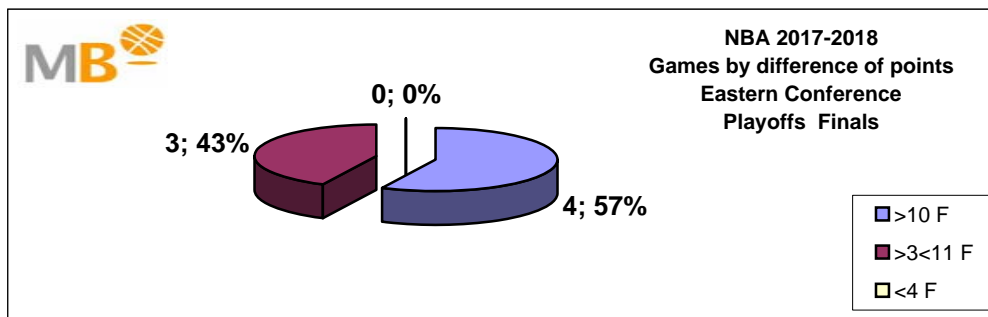
Eastern Conference (Playoffs Finals)

	Game Stats		1Q	2Q	3Q	4Q	OT	>10 F	>3<11 F	<4 F	>10 F	>15 F	>20 F	Day		
<u>Resumen</u>	CLE	BOS	83	108	25	18/36	17/25	29/17	19/30	1	0	0	1	1	1	<u>13-may</u>
<u>Resumen</u>	CLE	BOS	94	107	13	27/23	28/25	22/36	17/23	1	0	0	1	0	0	<u>15-may</u>
<u>Resumen</u>	BOS	CLE	86	116	30	17/32	24/29	22/26	23/29	1	0	0	1	1	1	<u>19-may</u>
<u>Resumen</u>	BOS	CLE	102	111	9	18/34	35/34	23/21	26/22	0	1	0	0	0	0	<u>21-may</u>
<u>Resumen</u>	CLE	BOS	83	96	13	19/32	23/21	18/23	23/20	1	0	0	1	0	0	<u>23-may</u>
<u>Resumen</u>	BOS	CLE	99	109	10	25/20	18/34	30/29	26/26	0	1	0	0	0	0	<u>25-may</u>
<u>Resumen</u>	CLE	BOS	87	79	8	18/26	21/17	20/13	28/23	0	1	0	0	0	0	<u>27-may</u>

4-3

>10 F	Games finished with a difference of more than 10 points
>15 F	Games finished with a difference of more than 15 points
>20 F	Games finished with a difference of more than 20 points
>3<11 F	Games finished with a difference between 4 and 10 points
<4 F	Games finished with a difference of less than 4 points

4	3	0	4	2	2
---	---	---	---	---	---



Eastern Conference (Playoffs Semifinals)

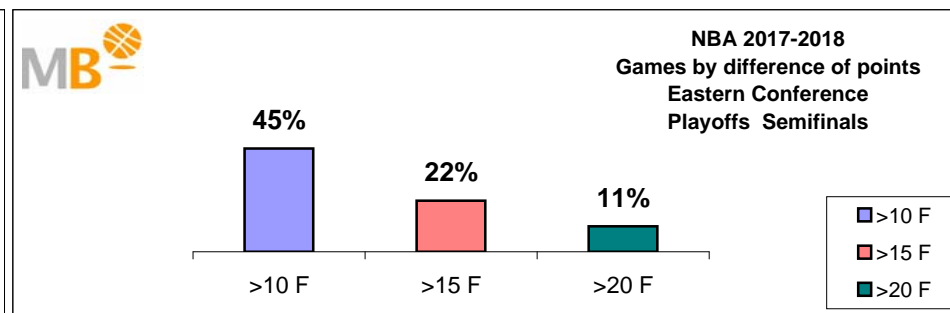
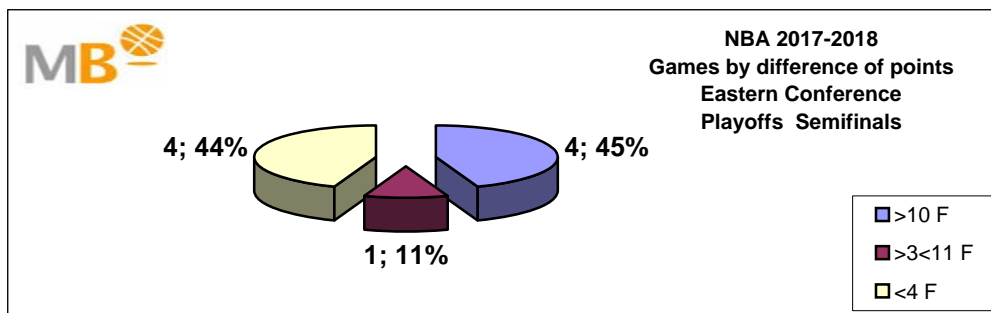
	Game Stats		1Q	2Q	3Q	4Q	OT	>10 F	>3<11 F	<4 F	>10 F	>15 F	>20 F	Day			
<u>Resumen</u>	PHI	BOS	101	117	16	22/25	23/31	30/31	26/30		1	0	0	1	1	0	<u>30-abr</u>
<u>Resumen</u>	CLE	TOR	113	112	1	19/33	38/27	25/27	23/18	8/7	0	0	1	0	0	0	<u>01-may</u>
<u>Resumen</u>	CLE	TOR	128	110	18	26/29	35/34	37/24	30/23		1	0	0	1	1	0	<u>03-may</u>
<u>Resumen</u>	PHI	BOS	103	108	5	31/22	25/29	19/28	28/29		0	1	0	0	0	0	<u>03-may</u>
<u>Resumen</u>	BOS	PHI	101	98	3	19/20	29/31	21/17	20/21	12/9	0	0	1	0	0	0	<u>05-may</u>
<u>Resumen</u>	TOR	CLE	103	105	2	19/24	21/31	25/24	38/26		0	0	1	0	0	0	<u>05-may</u>
<u>Resumen</u>	BOS	PHI	92	103	11	22/21	21/26	22/29	27/27		1	0	0	1	0	0	<u>07-may</u>
<u>Resumen</u>	TOR	CLE	93	128	35	26/30	21/33	25/37	21/28		1	0	0	1	1	1	<u>07-may</u>
<u>Resumen</u>	PHI	BOS	112	114	2	24/25	28/36	30/22	30/31		0	0	1	0	0	0	<u>09-may</u>

0-4

1-4

>10 F	Games finished with a difference of more than 10 points
>15 F	Games finished with a difference of more than 15 points
>20 F	Games finished with a difference of more than 20 points
>3<11 F	Games finished with a difference between 4 and 10 points
<4 F	Games finished with a difference of less than 4 points

4	1	4	4	3	1
---	---	---	---	---	---

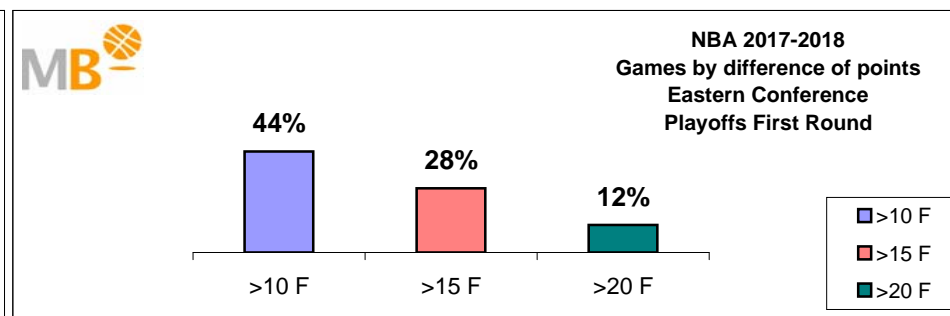
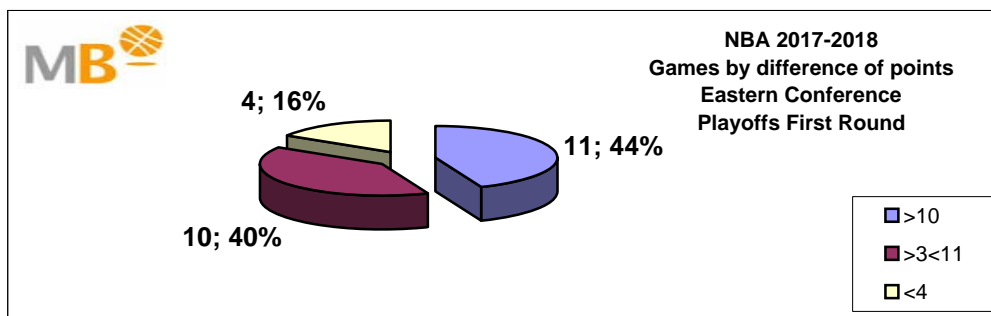


Eastern Conference (Playoffs First Round)

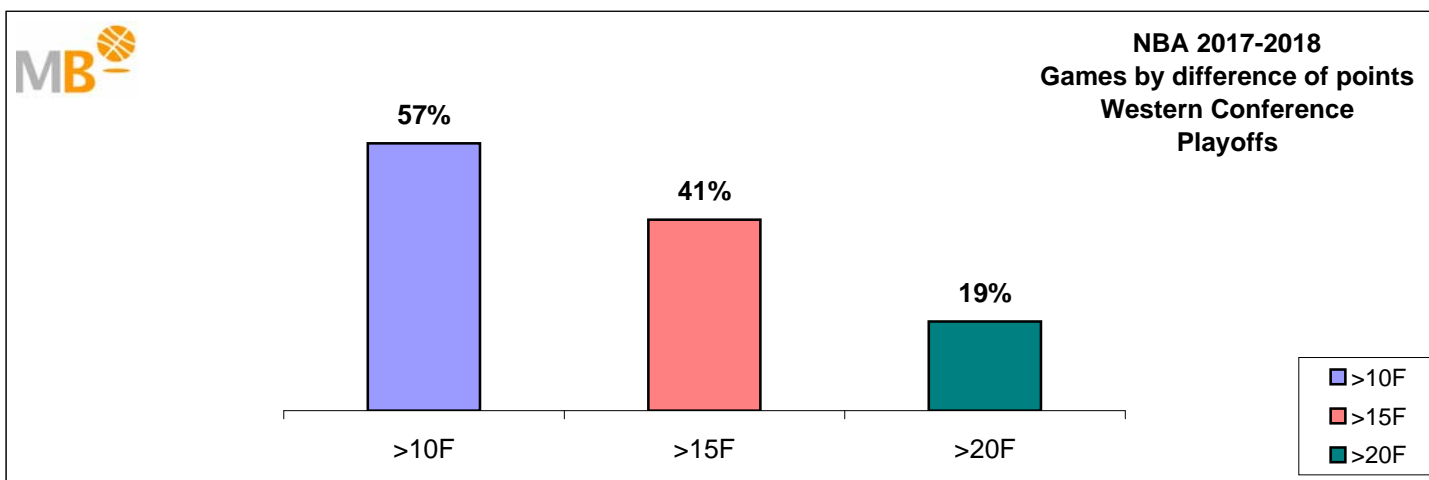
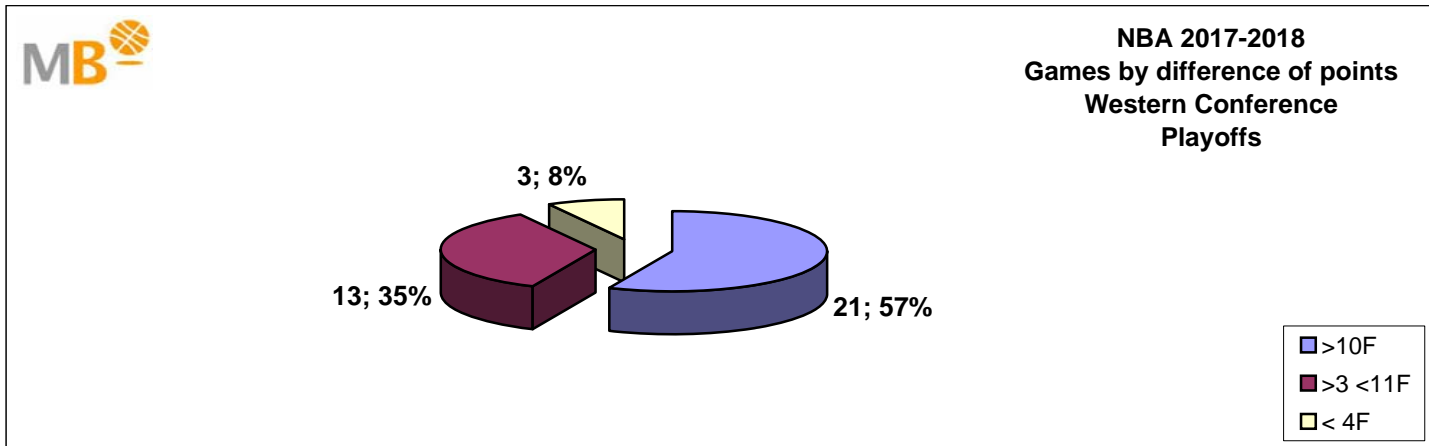
Game Stats			1Q	2Q	3Q	4Q	OT	>10 F	>3<11 F	<4 F	>10 F	>15 F	>20 F	Day			
Resumen	WAS	TOR	106	114	8	23/28	36/27	26/31	21/28		0	1	0	0	0	14-abr	
Resumen	MIA	PHI	103	130	27	35/29	25/27	18/34	25/40		1	0	0	1	1	1	14-abr
Resumen	MIL	BOS	107	113	6	17/29	30/15	19/26	33/29	8/14	0	1	0	0	0	0	15-abr
Resumen	IND	CLE	98	80	18	33/14	22/24	18/27	25/15		1	0	0	1	1	0	15-mar
Resumen	MIA	PHI	113	103	10	22/29	34/13	30/33	27/28		0	1	0	0	0	0	16-abr
Resumen	WAS	TOR	119	130	11	27/44	31/32	32/24	29/30		1	0	0	1	0	0	17-abr
Resumen	MIL	BOS	106	120	14	22/33	29/27	24/30	31/30		1	0	0	1	0	0	17-abr
Resumen	IND	CLE	97	100	3	18/33	28/25	21/16	30/26		0	0	1	0	0	0	18-abr
Resumen	PHI	MIA	128	108	20	37/33	26/31	33/30	32/14		1	0	0	1	1	0	19-abr
Resumen	CLE	IND	90	92	2	31/20	26/20	12/23	21/29		0	0	1	0	0	0	20-abr
Resumen	TOR	WAS	103	122	19	29/30	32/39	21/32	21/21		1	0	0	1	1	0	20-abr
Resumen	BOS	MIL	92	116	24	12/27	23/31	32/27	25/31		1	0	0	1	1	1	20-abr
Resumen	PHI	MIA	106	102	4	26/26	30/35	23/22	27/19		0	1	0	0	0	0	21-abr
Resumen	BOS	MIL	102	104	2	17/24	18/27	32/24	35/29		0	0	1	0	0	0	22-abr
Resumen	TOR	WAS	98	106	8	30/22	21/18	29/40	18/26		0	1	0	0	0	0	22-abr
Resumen	CLE	IND	104	100	4	30/24	30/26	20/28	24/22		0	1	0	0	0	0	22-abr
Resumen	MIL	BOS	87	92	5	15/23	22/25	24/24	26/20		0	1	0	0	0	0	24-abr
1-4	Resumen	MIA	PHI	91	104	13	21/23	25/23	20/34	25/24	1	0	0	1	0	0	24-abr
Resumen	WAS	TOR	98	108	10	24/23	23/25	31/31	20/29		0	1	0	0	0	0	25-abr
Resumen	IND	CLE	95	98	3	25/23	31/26	17/32	22/17		0	0	1	0	0	0	25-abr
Resumen	BOS	MIL	86	97	11	24/22	15/26	26/26	21/23		1	0	0	1	0	0	26-abr
4-2	Resumen	TOR	WAS	102	92	10	20/30	30/23	23/25	29/14	0	1	0	0	0	0	27-abr
Resumen	CLE	IND	87	121	34	26/29	21/28	20/35	20/29		1	0	0	1	1	1	27-abr
3-4	Resumen	MIL	BOS	96	112	16	17/30	25/20	25/31	29/31	1	0	0	1	1	0	28-abr
3-4	Resumen	IND	CLE	101	105	4	19/31	24/23	31/22	27/29	0	1	0	0	0	0	29-abr

>10 F	Games finished with a difference of more than 10 points
>15 F	Games finished with a difference of more than 15 points
>20 F	Games finished with a difference of more than 20 points
>3<11 F	Games finished with a difference between 4 and 10 points
<4 F	Games finished with a difference of less than 4 points

11 10 4 11 7 3



NBA 2017-2018 Western Conference Playoffs



- >10 F** Games finished with a difference of more than 10 points
- >15 F** Games finished with a difference of more than 15 points
- >20 F** Games finished with a difference of more than 20 points
- >3<11 F** Games finished with a difference between 4 and 10 points
- <4 F** Games finished with a difference of less than 4 points

Games: 37

06-Jun-18

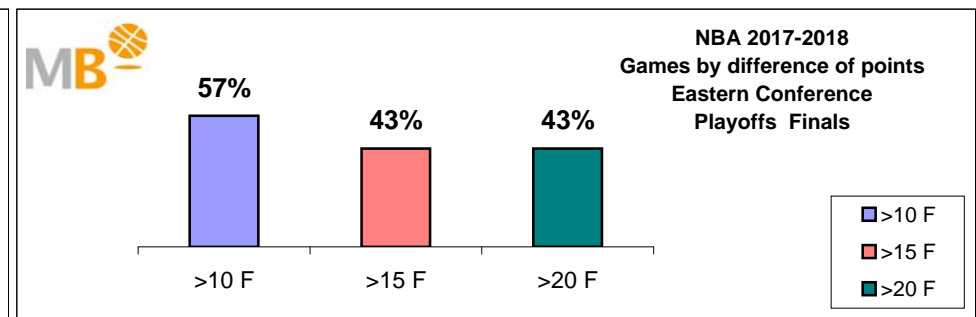
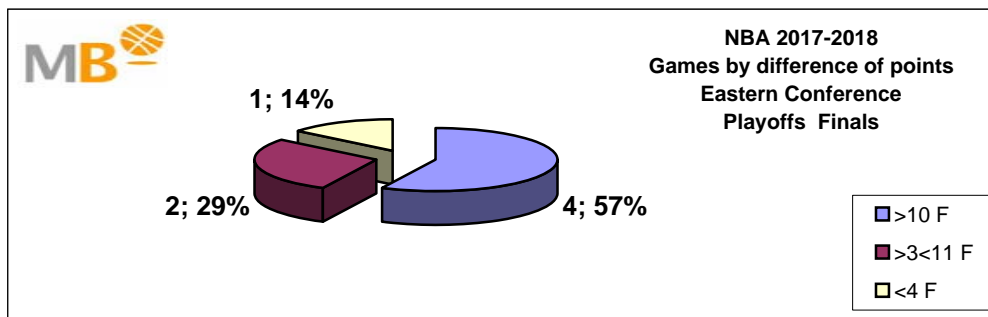
Western Conference (Playoffs Finals)

	Game Stats		1Q	2Q	3Q	4Q	OT	>10 F	>3<11 F	<4 F	>10 F	>15 F	>20 F	Day		
<u>Resumen</u>	GSW	HOU	119	106	13	29/30	27/26	31/24	32/26	1	0	0	1	0	0	<u>14-may</u>
<u>Resumen</u>	GSW	HOU	105	127	22	21/26	29/38	29/31	26/32	1	0	0	1	1	1	<u>16-may</u>
<u>Resumen</u>	HOU	GSW	85	126	41	22/31	21/23	24/34	18/38	1	0	0	1	1	1	<u>20-may</u>
<u>Resumen</u>	HOU	GSW	95	92	3	19/28	34/18	17/34	25/12	0	0	1	0	0	0	<u>22-may</u>
<u>Resumen</u>	GSW	HOU	94	98	4	17/23	28/22	27/26	22/27	0	1	0	0	0	0	<u>24-may</u>
<u>Resumen</u>	HOU	GSW	86	115	29	39/22	22/29	16/33	9/31	1	0	0	1	1	1	<u>26-may</u>
<u>Resumen</u>	GSW	HOU	101	92	9	19/24	24/30	33/15	25/23	0	1	0	0	0	0	<u>28-may</u>

4-3

>10 F	Games finished with a difference of more than 10 points
>15 F	Games finished with a difference of more than 15 points
>20 F	Games finished with a difference of more than 20 points
>3<11 F	Games finished with a difference between 4 and 10 points
<4 F	Games finished with a difference of less than 4 points

4	2	1	4	3	3
---	---	---	---	---	---



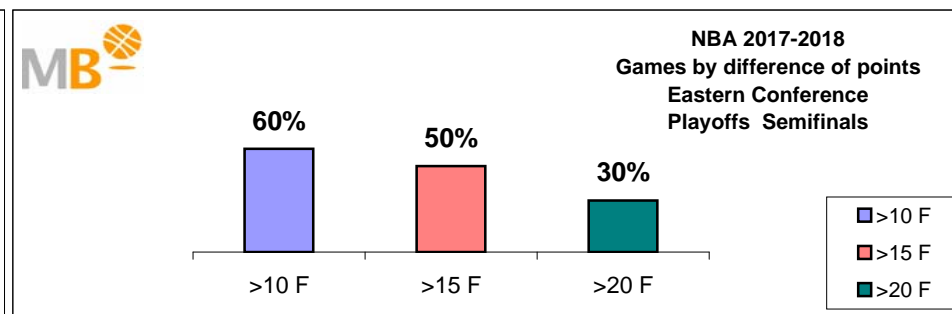
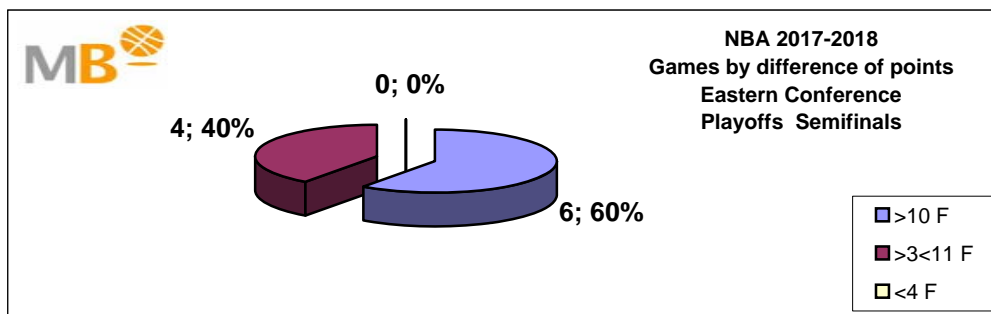
Western Conference (Playoffs Semifinals)

		Game Stats			1Q	2Q	3Q	4Q	OT	>10 F	>3<11 F	<4 F	>10 F	>15 F	>20 F	Day
<u>Resumen</u>	NOP	GSW	101	123	22	34/35	21/41	19/27	27/20	1	0	0	1	1	1	<u>28-abr</u>
<u>Resumen</u>	UTA	HOU	96	110	14	21/34	18/30	29/22	28/24	1	0	0	1	0	0	<u>29-abr</u>
<u>Resumen</u>	NOP	GSW	116	121	5	29/27	26/31	31/30	30/33	0	1	0	0	0	0	<u>01-may</u>
<u>Resumen</u>	UTA	HOU	116	108	8	36/28	28/27	22/30	30/23	0	1	0	0	0	0	<u>02-may</u>
<u>Resumen</u>	GSW	NOP	100	119	19	21/30	35/32	19/30	25/27	1	0	0	1	1	0	<u>04-may</u>
<u>Resumen</u>	HOU	UTA	113	92	21	39/22	31/18	23/25	20/27	1	0	0	1	1	1	<u>04-may</u>
<u>Resumen</u>	GSW	NOP	118	92	26	37/22	24/32	33/19	24/19	1	0	0	1	1	1	<u>06-may</u>
<u>Resumen</u>	HOU	UTA	100	87	13	30/23	28/25	21/17	21/22	1	0	0	1	0	0	<u>06-may</u>
<u>Resumen</u>	UTA	HOU	102	112	10	16/21	30/33	32/21	24/37	0	1	0	0	0	0	<u>08-may</u>
<u>Resumen</u>	NOP	GSW	104	113	9	26/32	30/27	19/36	29/18	0	1	0	0	0	0	<u>08-may</u>

1-4
1-4

>10 F	Games finished with a difference of more than 10 points
>15 F	Games finished with a difference of more than 15 points
>20 F	Games finished with a difference of more than 20 points
>3<11 F	Games finished with a difference between 4 and 10 points
<4 F	Games finished with a difference of less than 4 points

6 4 0 6 4 3

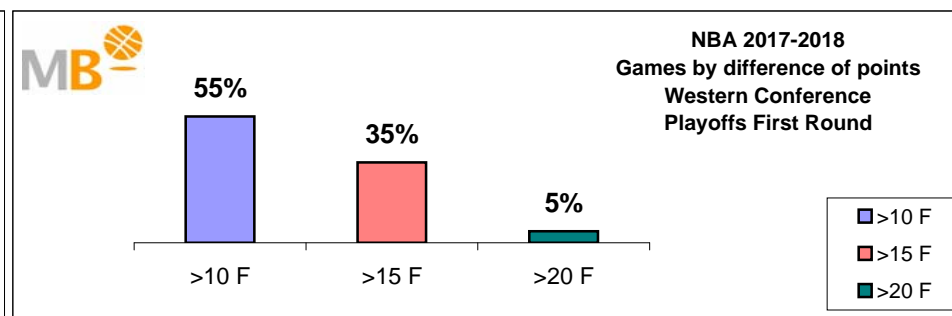
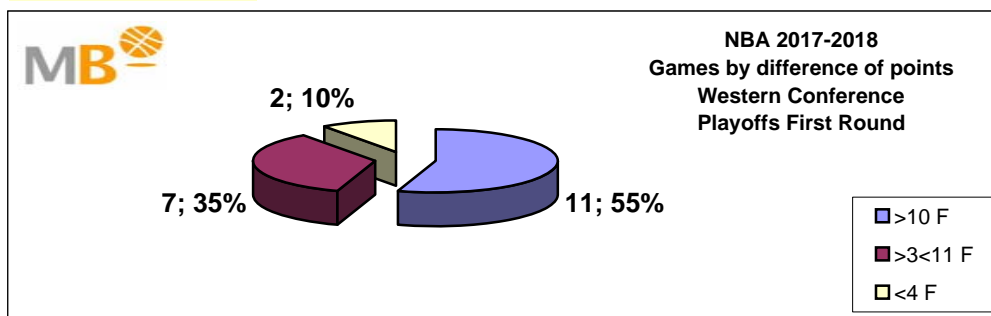


Western Conference (Playoffs First Round)

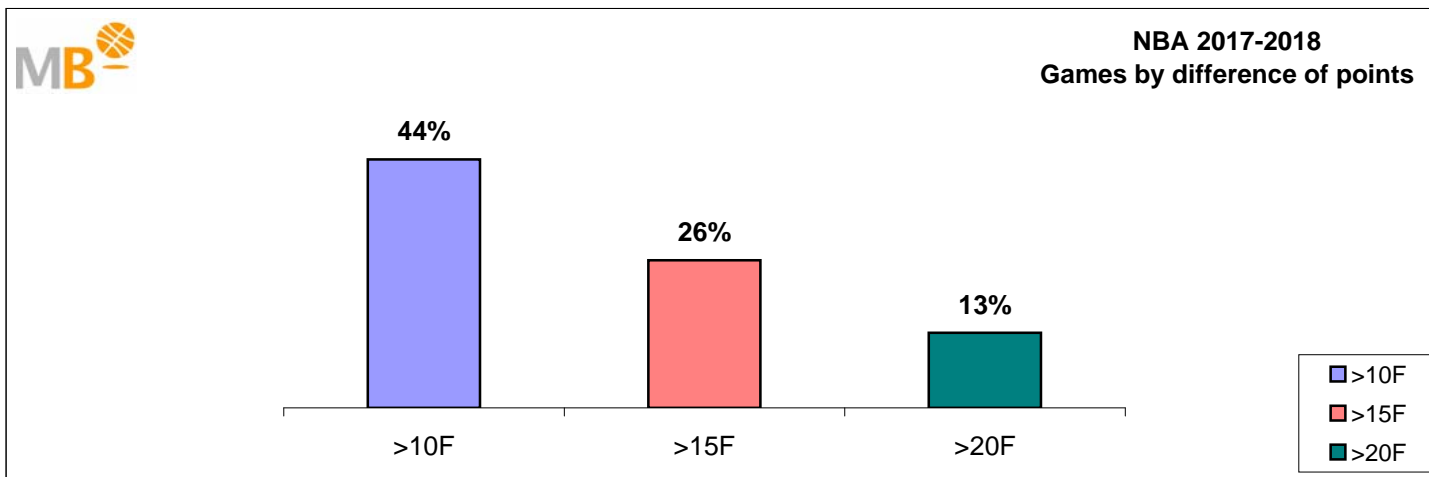
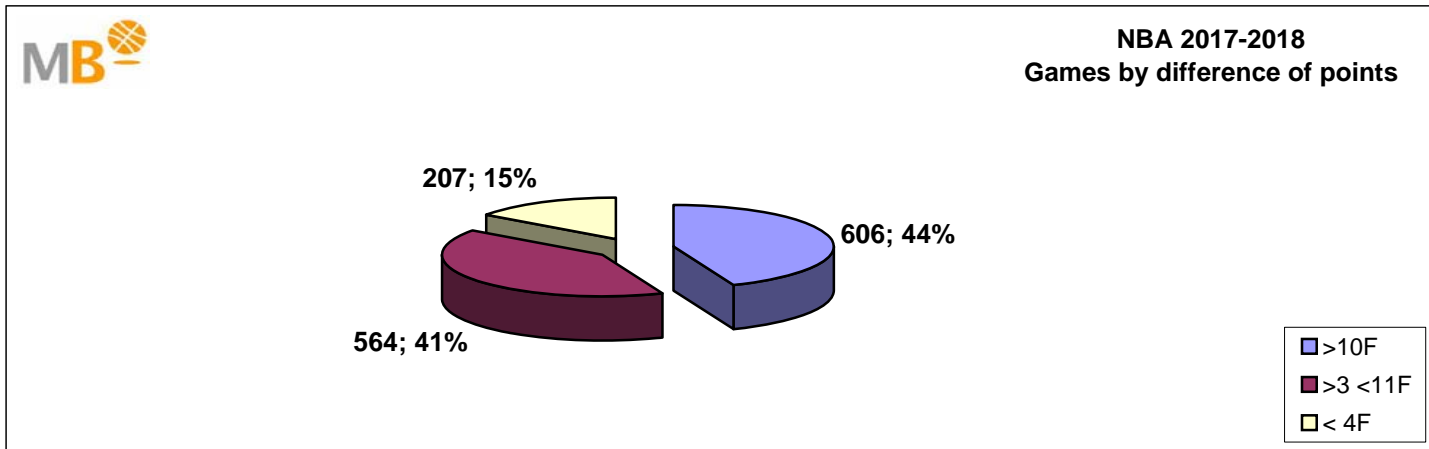
Game Stats		1Q	2Q	3Q	4Q	OT	>10 F	>3<11 F	<4 F	>10 F	>15 F	>20 F	Day			
<u>Resumen</u>	SAS GSW	92	113	21	17/28	24/29	22/29	29/27	1	0	0	1	1	1	14-abr	
<u>Resumen</u>	NOP POR	97	95	2	21/18	24/18	30/27	22/32	0	0	1	0	0	0	14-abr	
<u>Resumen</u>	UTA OKC	108	116	8	25/25	23/29	24/27	36/35	0	1	0	0	0	0	15-abr	
<u>Resumen</u>	MIN HOU	101	104	3	21/27	26/27	25/22	29/28	0	0	1	0	0	0	15-abr	
<u>Resumen</u>	SAS GSW	101	116	15	25/23	28/24	22/33	26/36	1	0	0	1	0	0	16-mar	
<u>Resumen</u>	NOP POR	111	102	9	25/23	29/36	33/19	24/24	0	1	0	0	0	0	17-abr	
<u>Resumen</u>	UTA OKC	102	95	7	26/25	27/21	21/33	28/16	0	1	0	0	0	0	18-abr	
<u>Resumen</u>	MIN HOU	82	102	20	23/18	17/37	18/25	24/22	1	0	0	1	1	0	18-abr	
<u>Resumen</u>	POR NOP	102	119	17	20/36	25/28	25/27	32/28	1	0	0	1	1	0	19-abr	
<u>Resumen</u>	GSW SAS	110	97	13	26/23	26/23	32/26	26/25	1	0	0	1	0	0	19-abr	
0-4	<u>Resumen</u>	POR NOP	123	131	8	25/26	31/32	31/42	36/31	0	1	0	0	0	0	21-abr
	<u>Resumen</u>	HOU MIN	105	121	16	28/27	23/25	24/35	30/34	1	0	0	1	1	0	21-abr
	<u>Resumen</u>	OKC UTA	102	115	13	30/22	23/36	22/31	27/26	1	0	0	1	0	0	21-abr
	<u>Resumen</u>	GSW SAS	90	103	13	22/30	20/26	29/21	19/26	1	0	0	1	0	0	22-abr
	<u>Resumen</u>	HOU MIN	119	100	19	21/21	29/28	50/20	19/31	1	0	0	1	1	0	23-abr
	<u>Resumen</u>	OKC UTA	96	113	17	30/24	22/34	21/32	23/23	1	0	0	1	1	0	23-abr
1-4	<u>Resumen</u>	SAS GSW	91	99	8	20/22	18/27	27/30	26/20	0	1	0	0	0	0	24-abr
1-4	<u>Resumen</u>	MIN HOU	104	122	18	26/25	33/30	15/30	30/37	1	0	0	1	1	0	25-abr
	<u>Resumen</u>	UTA OKC	99	107	8	34/29	22/12	22/37	21/29	0	1	0	0	0	0	25-abr
4-2	<u>Resumen</u>	OKC UTA	91	96	5	22/18	19/23	29/37	21/18	0	1	0	0	0	0	27-abr

>10 F	Games finished with a difference of more than 10 points
>15 F	Games finished with a difference of more than 15 points
>20 F	Games finished with a difference of more than 20 points
>3<11 F	Games finished with a difference between 4 and 10 points
<4 F	Games finished with a difference of less than 4 points

11 7 2 11 7 1



NBA 2017-2018



- >10 F** Games finished with a difference of more than 10 points
- >15 F** Games finished with a difference of more than 15 points
- >20 F** Games finished with a difference of more than 20 points
- >3<11 F** Games finished with a difference between 4 and 10 points
- <4 F** Games finished with a difference of less than 4 points

Games: 1377
06-Jun-18