

## FIBA Olympic Qualifying Tournament Valencia 2024 Spain

Points/Minutes			40'			40'			40'		
Willy Hernangomez	0,88	35	Rudy Fernandez	0,37	15	Juan Nunez	0,11	4			
Santi Aldama	0,64	26	Sergio Llull	0,27	11	Juancho Hernangomez	0,00	0			
Lorenzo Brown	0,53	21	Jaime Pradilla	0,44	18						
Dario Brizuela	0,66	26	Alberto Diaz	0,22	9						
Usman Garuba	0,44	18	Xabi Lopez	0,09	4						
Rebounds/Minutes			40'			40'			40'		
Willy Hernangomez	0,35	14	Rudy Fernandez			Juan Nunez	0,26	11			
Santi Aldama	0,30	12	Sergio Llull	0,11	4	Juancho Hernangomez	0,00	0			
Lorenzo Brown	0,08	3	Jaime Pradilla	0,06	3						
Dario Brizuela	0,05	2	Alberto Diaz	0,16	6						
Usman Garuba	0,25	10	Xabi Lopez	0,07	3						
			Rudy Fernandez	0,11	4						
Assists/Minutes			40'			40'			40'		
Willy Hernangomez	0,04	1	Rudy Fernandez	0,08	3	Juan Nunez	0,26	11			
Santi Aldama	0,06	2	Sergio Llull	0,09	3	Juancho Hernangomez	0,00	0			
Lorenzo Brown	0,33	13	Jaime Pradilla	0,07	3						
Dario Brizuela	0,12	5	Alberto Diaz	0,17	7						
Usman Garuba	0,06	2	Xabi Lopez	0,04	1						
Efe/Minutes			40'			40'			40'		
Willy Hernangomez	1,06	42	Rudy Fernandez	0,44	18	Juan Nunez	0,26	11			
Santi Aldama	0,87	35	Sergio Llull	0,18	7	Juancho Hernangomez	0,00	0			
Lorenzo Brown	0,61	24	Jaime Pradilla	0,68	27						
Dario Brizuela	0,41	17	Alberto Diaz	0,40	16						
Usman Garuba	0,76	31	Xabi Lopez	0,13	5						















# FIBA Olympic Qualifying Tournament (Valencia 2024)

Spain

Cumulated

#	PLAYERS	GP	MIN	SHOTS				REBOUNDS			AST	PF	TO	STL	BLK	+/-	EFF	PTS
				FG	2PT FG	3PT FG	FT	OREB	DREB	REB								
7	 Santi Aldama	4	106.0	25/43 58.1%	10/23 43.5%	9/20 45.0%	9/10 90.0%	5.0	27.0	32.0	6.0	3.0	4.0	2.0	7.0	46.0	92.0	68.0
23	 Sergio Llull	4	93.0	8/29 27.5%	2/4 50.0%	0/25 24.0%	3/4 75.0%	0.0	6.0	6.0	8.0	7.0	1.0	1.0	0.0	36.0	17.0	25.0
2	 Lorenzo Brown	4	92.0	16/39 41.0%	10/27 37.0%	6/12 50.0%	11/12 91.7%	0.0	7.0	7.0	30.0	5.0	9.0	2.0	1.0	27.0	56.0	49.0
6	 Xabi Lopez-Arostegui	4	85.0	2/13 15.4%	0/7 0.0%	2/6 33.3%	2/2 100.0%	3.0	6.0	9.0	3.0	8.0	1.0	3.0	0.0	39.0	11.0	8.0
14	 Willy Hernangomez	4	83.0	22/35 62.9%	22/34 64.7%	0/1 0.0%	29/34 85.3%	11.0	18.0	29.0	3.0	5.0	2.0	1.0	2.0	30.0	88.0	73.0
5	 Rudy Fernandez	4	73.0	7/17 41.2%	1/3 33.3%	6/14 42.9%	7/7 100.0%	1.0	7.0	8.0	6.0	9.0	3.0	4.0	0.0	28.0	32.0	27.0
16	 Usman Garuba	4	68.0	12/16 75.0%	11/14 78.6%	1/2 50.0%	5/7 71.4%	10.0	7.0	17.0	4.0	9.0	5.0	6.0	6.0	33.0	52.0	30.0
9	 Alberto Diaz	4	60.0	4/8 50.0%	0/0 0.0%	4/8 50.0%	1/2 50.0%	2.0	2.0	4.0	10.0	7.0	2.0	4.0	0.0	36.0	24.0	13.0
8	 Dario Brizuela	4	58.0	14/35 40.0%	8/15 53.3%	0/20 30.0%	4/5 80.0%	0.0	3.0	3.0	7.0	2.0	6.0	4.0	0.0	24.0	24.0	38.0
4	 Jaime Pradilla	4	57.0	10/15 66.7%	8/12 66.7%	2/3 66.7%	3/4 75.0%	5.0	4.0	9.0	4.0	8.0	2.0	5.0	4.0	17.0	39.0	25.0
24	 Juan Nunez	2	19.0	1/3 33.3%	1/3 33.3%	0/0 0.0%	0/0 0.0%	0.0	5.0	5.0	7.0	1.0	1.0	0.0	0.0	15.0	11.0	2.0
10	 Juancho Hernangomez	1	8.0	0/3 0.0%	0/0 0.0%	0/3 0.0%	2/2 100.0%	0.0	2.0	2.0	1.0	0.0	0.0	0.0	0.0	9.0	2.0	2.0
Team/Coaches								15	18	3.3	-	0.0	1.0					
<b>TOTAL</b>		<b>800</b>		<b>121/256</b> 47.3%	<b>79/142</b> 55.0%	<b>42/114</b> 36.8%	<b>76/89</b> 85.4%	<b>43.0</b>	<b>101.0</b>	<b>144.0</b>	<b>89.0</b>	<b>64.0</b>	<b>40.0</b>	<b>32.0</b>	<b>20.0</b>	<b>68.0</b>	<b>448.0</b>	<b>360.0</b>

Average

#	PLAYERS	GP	MIN	SHOTS				REBOUNDS			AST	PF	TO	STL	BLK	+/-	EFF	PTS
				FG	2PT FG	3PT FG	FT	OREB	DREB	REB								
7	 Santi Aldama	4	26.5	6.3/10.8 58.1%	4.0/5.8 69.0%	2.3/5.0 45.0%	2.3/2.5 90.0%	1.3	6.8	8.0	1.5	0.8	1.0	0.5	1.8	11.5	23.0	17.0
23	 Sergio Llull	4	23.1	2.0/7.3 27.5%	0.5/1.0 50.0%	1.5/6.3 24.0%	0.8/1.0 75.0%	0.0	1.5	1.5	2.0	1.8	0.3	0.3	0.0	9.0	4.3	6.3
2	 Lorenzo Brown	4	23.0	4.0/9.8 41.0%	2.5/6.8 37.0%	1.5/3.0 50.0%	2.8/3.0 91.7%	0.0	1.8	1.8	7.5	1.3	2.3	0.5	0.3	6.8	14.0	12.3
6	 Xabi Lopez-Arostegui	4	21.1	0.5/3.3 15.4%	0.0/1.8 0.0%	0.5/1.5 33.3%	0.5/0.5 100.0%	0.8	1.5	2.3	0.8	2.0	0.3	0.8	0.0	9.8	2.8	2.0
14	 Willy Hernangomez	4	20.7	5.5/8.8 62.9%	5.5/8.5 64.7%	0.0/0.3 0.0%	7.3/8.5 85.3%	2.8	4.5	7.3	0.8	1.3	0.5	0.3	0.5	7.5	22.0	18.3
5	 Rudy Fernandez	4	18.3	1.8/4.3 41.2%	0.3/0.8 33.3%	1.5/3.5 42.9%	1.8/1.8 100.0%	0.3	1.8	2.0	1.5	2.3	0.8	1.0	0.0	7.0	8.0	6.8
16	 Usman Garuba	4	17.0	3.1/4.0 75.0%	2.8/3.5 78.6%	0.3/0.5 50.0%	1.3/1.8 71.4%	2.5	1.8	4.3	1.0	2.3	1.3	1.5	1.5	8.3	13.0	7.5
9	 Alberto Diaz	4	14.9	1.0/2.0 50.0%	0.0/0.0 0.0%	1.0/2.0 50.0%	0.3/0.5 50.0%	0.5	0.5	1.0	2.5	1.8	0.5	1.0	0.0	9.0	6.0	3.3
8	 Dario Brizuela	4	14.6	3.5/8.8 40.0%	2.0/3.8 53.3%	1.5/5.0 30.0%	1.0/1.3 80.0%	0.0	0.8	0.8	1.8	0.5	1.5	1.0	0.0	6.0	6.0	9.5
4	 Jaime Pradilla	4	14.2	2.5/3.8 65.7%	2.0/3.0 66.7%	0.5/0.8 62.5%	0.8/1.0 75.0%	1.3	1.0	2.3	1.0	2.0	0.5	1.3	1.0	4.3	9.8	6.3
24	 Juan Nunez	2	9.4	0.5/1.5 33.3%	0.5/1.5 33.3%	0.0/0.0 0.0%	0.0/0.0 0.0%	0.0	2.5	2.5	3.5	0.5	0.5	0.0	0.0	7.5	5.5	1.0
10	 Juancho Hernangomez	1	8.0	0.0/3.0 0.0%	0.0/0.0 0.0%	0.0/3.0 0.0%	2.0/2.0 100.0%	0.0	2.0	2.0	1.0	0.0	0.0	0.0	0.0	9.0	2.0	2.0
Team/Coaches								15	18	3.3	-	0.0	1.0					
<b>TOTAL</b>		<b>200.0</b>		<b>30.3/64.0</b> 47.3%	<b>19.8/35.5</b> 55.9%	<b>10.5/28.5</b> 36.8%	<b>19.0/22.3</b> 85.2%	<b>10.8</b>	<b>25.3</b>	<b>36.0</b>	<b>22.3</b>	<b>16.0</b>	<b>10.0</b>	<b>8.0</b>	<b>5.0</b>	<b>17.0</b>	<b>112.0</b>	<b>90.0</b>

# FIBA Olympic Qualifying Tournament

## Valencia 2024

### Group Phase

#### Group A

3/3 games played

#	TEAM	GAMES				%	STREAK		GAME POINTS				POINTS
		GP	W	L			LAST 3	FOR	AGT	-/+	FA	AA	
1	<b>Spain (1)</b>	2	2	0	100	●●●	193	140	<b>53</b>	96,5	70	4	
2	<b>Lebanon (1)</b>	2	1	1	50	●●●	133	174	<b>-41</b>	66,5	87	3	
3	<b>Angola</b>	2	0	2	0	●●●	151	163	<b>-12</b>	75,5	81,5	2	

(1)Qualified for Semi-Finals

#### Group B

3/3 games played

#	TEAM	GAMES				%	STREAK		GAME POINTS				POINTS
		GP	W	L			LAST 5	FOR	AGT	-/+	FA	AA	
1	<b>Bahamas (1)</b>	2	2	0	100	●●●	186	166	<b>20</b>	93	83	4	
2	<b>Finland (1)</b>	2	1	1	50	●●●	174	184	<b>-10</b>	87	92	3	
3	<b>Poland</b>	2	0	2	0	●●●	169	179	<b>-10</b>	84,5	89,5	2	

(1)Qualified for Semi-Finals

