

FIBA Tokyo 2020 Men's Olympic Basketball

Spain

Points/Minutes			40'			40'			40'		
R. Rubio	1,04	42	W. Hernangomez	0,54	22	U. Garuba	0,09	3			
S. Rodriguez	0,51	20	M. Gasol	0,31	12	X. Lopez-Arostegui	0,00	0			
V. Claver	0,40	16	R. Fernandez	0,21	8						
S. Llull	0,43	17	A. Abrines	0,20	8						
P. Gasol	0,50	20	A. Abalde	0,25	10						
Rebounds/Minutes			40'			40'			40'		
R. Rubio	0,14	6	W. Hernangomez	0,38	15	U. Garuba	0,24	10			
S. Rodriguez	0,10	4	M. Gasol	0,23	9	X. Lopez-Arostegui	0,25	10			
V. Claver	0,26	10	R. Fernandez	0,18	7						
S. Llull	0,04	2	A. Abrines	0,13	5						
P. Gasol	0,37	15	A. Abalde	0,09	4						
Assists/Minutes			40'			40'			40'		
R. Rubio	0,24	10	W. Hernangomez	0,06	3	U. Garuba	0,02	1			
S. Rodriguez	0,17	7	M. Gasol	0,19	7	X. Lopez-Arostegui	0,00	0			
V. Claver	0,05	2	R. Fernandez	0,01	0						
S. Llull	0,05	2	A. Abrines	0,04	1						
P. Gasol	0,08	3	A. Abalde	0,05	2						

Totals	Minutes	Points	Rebounds	Assists	FG
Players	%	%	%	%	%
R. Rubio	12	30	10	33	52
S. Rodriguez	9	11	5	16	50
V. Claver	11	10	15	5	65
S. Llull	10	10	2	5	46
P. Gasol	6	8	13	5	50
W. Hernangomez	6	8	12	4	48
M. Gasol	9	7	12	19	35
R. Fernandez	12	6	12	1	32
A. Abrines	11	5	8	4	38
A. Abalde	8	5	4	4	36
U. Garuba	6	1	8	1	14
X. Lopez-Arostegui	0	0	1	0	0

FIBA Tokyo 2020 Men's Olympic Basketball



Quarter-Final Spain-USA (81-95) Spain

Pun/Min	#	Players	Min	Pts	FG	2Pts	3Pts	FT	OREB	DREB	REB	AST	PF	TO	STL	BLK	+/-	EFF
1,41	9	Ricky Rubio	27	38	13/2065%	9/1369.2%	4/757.1%	8/8100%	0	4	4	2	2	4	0	1	-23	34
0,76	6	Sergio Rodriguez	21	16	6/1060%	3/475%	3/650%	1/250%	0	1	1	2	3	4	1	0	10	11
0,53	14	Willy Hernangomez	19	10	4/1136.4%	4/1136.4%	0/0-	2/450%	5	5	10	3	1	2	0	3	3	15
0,50	10	Victor Claver	16	8	3/650%	3/650%	0/0-	2/2100%	3	2	5	2	1	1	0	1	-14	12
0,30	23	Sergio Llull	20	6	2/633.3%	2/366.7%	0/30%	2/2100%	0	2	2	0	2	1	0	0	-24	3
0,19	16	Usman Garuba	16	3	1/333.3%	1/1100%	0/20%	1/250%	1	2	3	0	1	1	1	1	3	4
0,00	21	Alex Abrines	29	0	0/20%	0/10%	0/10%	0/0-	2	2	4	2	0	1	0	0	6	3
0,00	5	Rudy Fernandez	25	0	0/40%	0/0-	0/40%	0/0-	0	5	5	0	3	0	1	0	2	2
0,00	20	Alberto Abalde	11	0	0/0-	0/0-	0/0-	0/0-	0	0	0	0	2	1	0	1	-18	0
0,00	13	Marc Gasol	10	0	0/10%	0/10%	0/0-	0/0-	0	4	4	1	0	0	0	0	-17	4
0,00	4	Pau Gasol	6	0	0/10%	0/10%	0/0-	0/0-	0	3	3	0	1	1	0	0	2	1
	3	Xabi Lopez-Arostegui	DNP															
Team/Coaches									1	0	1		0	1				
Totals			200	81	29/6445.3%	22/4153.7%	7/2330.4%	16/2080%	12	30	42	12	16	17	3	7	-14	89

[Team Comparison](#)
[Shot Chart](#)

[Overview](#)
[PlayByPlay](#)

Q1	Q2	Q3	Q4
21-19	22-24	20-26	18-26

Totals	Minutes	Points	Rebounds	Assists	FG
Players	%	%	%	%	%
Ricky Rubio	14	47	10	17	65
Sergio Rodriguez	11	20	2	17	60
Willy Hernangomez	10	12	24	25	36
Victor Claver	8	10	12	17	50
Sergio Llull	10	7	5	0	33
Usman Garuba	8	4	7	0	20
Alex Abrines	15	0	10	17	40
Rudy Fernandez	13	0	12	0	0
Alberto Abalde	6	0	0	0	10
Marc Gasol	5	0	10	8	10
Pau Gasol	3	0	7	0	10
Xabi Lopez-Arostegui					

FIBA Tokyo 2020 Men's Olympic Basketball



Group Phase C 3 Spain-Slovenia (87-95) Spain

Pun/Min	#	Players	Min	Pts	FG	2Pts	3Pts	FT	OREB	DREB	REB	AST	PF	TO	STL	BLK	+/-	EFF
0,75	9	Ricky Rubio	24	18	7/2330.4%	6/1540%	1/812.5%	3/475%	1	2	3	9	3	1	1	0	-4	13
0,52	20	Alberto Abalde	27	14	4/850%	0/10%	4/757.1%	2/2100%	1	3	4	1	3	0	3	0	4	18
0,44	5	Rudy Fernandez	27	12	4/944.4%	0/0-	4/944.4%	0/0-	1	4	5	1	5	0	2	0	-5	15
0,63	23	Sergio Llull	19	12	4/757.1%	2/366.7%	2/450%	2/2100%	0	0	0	1	1	2	0	0	-7	8
0,36	13	Marc Gasol	25	9	3/837.5%	2/540%	1/333.3%	2/450%	0	6	6	4	0	0	0	0	-1	12
0,53	4	Pau Gasol	15	8	2/633.3%	0/40%	2/2100%	2/2100%	2	2	4	1	0	1	0	1	-7	9
0,31	6	Sergio Rodriguez	16	5	1/616.7%	0/0-	1/616.7%	2/2100%	0	2	2	5	1	2	0	0	-4	5
0,16	10	Victor Claver	25	4	2/540%	2/366.7%	0/20%	0/0-	3	3	6	1	4	1	0	0	-1	7
0,43	21	Alex Abrines	7	3	1/250%	0/0-	1/250%	0/0-	0	2	2	1	4	0	1	0	-13	6
0,25	14	Willy Hernangomez	8	2	1/333.3%	1/250%	0/10%	0/0-	1	2	3	0	0	1	0	0	-1	2
0,00	16	Usman Garuba	7	0	0/0-	0/0-	0/0-	0/0-	0	1	1	0	2	0	0	0	-1	1
	3	Xabi Lopez-Arostegui	DNP															
Team/Coaches									1	4	5		1	0				
Totals				87	29/7737.7%	13/3339.4%	16/4436.4%	13/1681.2%	10	31	41	24	24	8	7	1	-8	96

[Team Comparison](#)
[Shot Chart](#)

[Overview](#)
[PlayByPlay](#)

Q1	Q2	Q3	Q4
24-20	20-21	26-27	17-27

Totals	Minutes	Points	Rebounds	Assists	FG
Players	%	%	%	%	%
Ricky Rubio	12	21	8	38	30
Alberto Abalde	14	16	11	4	50
Rudy Fernandez	14	14	14	4	44
Sergio Llull	10	14	0	4	57
Marc Gasol	13	10	17	17	38
Pau Gasol	8	9	11	4	33
Sergio Rodriguez	8	6	6	21	17
Victor Claver	13	5	17	4	40
Alex Abrines	4	3	6	4	50
Willy Hernangomez	4	2	8	0	33
Usman Garuba	4	0	3	0	0
Xabi Lopez-Arostegui					

FIBA Tokyo 2020 Men's Olympic Basketball



Group Phase C 2 Spain-Argentina (81-71) Spain

Pun/Min	#	Players	Min	Pts	FG	2Pts	3Pts	FT	OREB	DREB	REB	AST	PF	TO	STL	BLK	+/-	EFF	
1,04	9	Ricky Rubio	25	26	8/1362%	3/743%	5/683%	5/771%	0	5	5	4	2	5	1	0	4	24	
0,50	23	Sergio Llull	20	10	4/850%	3/3100%	1/520%	1/250%	0	1	1	0	3	1	0	0	4	5	
0,39	10	Victor Claver	23	9	4/667%	3/3100%	1/333%	0/00%	0	2	2	1	2	1	2	1	9	12	
0,53	4	Pau Gasol	17	9	4/850%	4/850%	0/00%	1/250%	3	5	8	2	0	0	0	0	12	14	
0,36	5	Rudy Fernandez	22	8	3/475%	1/250%	2/2100%	0/00%	0	1	1	0	1	1	1	0	4	8	
0,67	14	Willy Hernangomez	12	8	3/560%	3/560%	0/00%	2/2100%	0	1	1	0	3	1	0	0	9	6	
0,38	6	Sergio Rodriguez	16	6	3/560%	3/3100%	0/20%	0/00%	0	1	1	3	2	2	1	0	7	7	
0,11	21	Alex Abrines	28	3	1/425%	0/00%	1/425%	0/00%	0	2	2	0	3	0	3	2	10	7	
0,10	13	Marc Gasol	20	2	0/10%	0/00%	0/10%	2/2100%	0	5	5	5	3	8	0	0	-5	3	
0,00	16	Usman Garuba	9	0	0/20%	0/00%	0/20%	0/00%	0	1	1	1	0	0	1	0	-5	1	
0,00	20	Alberto Abalde	8	0	0/10%	0/00%	0/10%	0/00%	0	0	0	1	2	0	1	0	1	1	
	3	Xabi Lopez-Arostegui	DNP																
Team/Coaches									0	3	3		0	1					
Totals				200	81	30/5753%	20/3165%	10/2638%	11/1573%	3	27	30	17	21	20	10	3		90

[Team Comparison](#)
[Shot Chart](#)

[Overview](#)
[PlayByPlay](#)

Q1	Q2	Q3	Q4
20-25	20-9	21-19	20-18

Totals	Minutes	Points	Rebounds	Assists	FG
Players	%	%	%	%	%
Ricky Rubio	13	32	19	24	62
Sergio Llull	10	12	4	0	50
Victor Claver	12	11	7	6	67
Pau Gasol	9	11	30	12	50
Rudy Fernandez	11	10	4	0	75
Willy Hernangomez	6	10	4	0	60
Sergio Rodriguez	8	7	4	18	60
Alex Abrines	14	4	7	0	25
Marc Gasol	10	2	19	29	10
Usman Garuba	5	0	4	6	20
Alberto Abalde	4	0	0	6	10
Xabi Lopez-Arostegui					

FIBA Tokyo 2020 Men's Olympic Basketball



Group Phase C1 Japan-Spain (77-88) Spain

Pun/Min	#	Players	Min	Pts	FG	2Pts	3Pts	FT	OREB	DREB	REB	AST	PF	TO	STL	BLK	+/-	EFF
0,91	9	Ricky Rubio	22	20	8/1362%	7/1164%	1/250%	3/475%	0	2	2	9	3	0	0	0	27	25
0,59	10	Victor Claver	22	13	6/6100%	5/5100%	1/1100%	0/00%	4	5	9	0	4	1	1	0	19	22
0,60	13	Marc Gasol	20	12	4/1040%	3/838%	1/250%	3/3100%	0	2	2	4	1	3	0	0	14	9
0,52	21	Alejandro Abrines	21	11	4/850%	1/1100%	3/743%	0/00%	1	2	3	0	2	0	0	0	16	10
0,64	4	Pau Gasol	14	9	4/580%	4/580%	0/00%	1/250%	0	4	4	1	1	2	0	2	0	12
0,50	6	Sergio Rodriguez	18	9	4/757%	3/3100%	1/425%	0/00%	1	2	3	2	1	0	1	0	-16	12
0,60	14	Willy Hernangomez	10	6	3/475%	3/475%	0/00%	0/00%	2	2	4	0	1	1	0	0	-5	8
0,29	23	Sergio Llull	17	5	2/540%	1/250%	1/333%	0/00%	0	0	0	3	1	1	0	0	5	4
0,12	20	Alberto Abalde	17	2	1/520%	1/1100%	0/40%	0/00%	0	2	2	1	3	1	0	0	2	0
0,07	16	Usman Garuba	15	1	0/20%	0/10%	0/10%	1/250%	2	4	6	0	2	1	0	1	-6	4
0,00	5	Rudy Fernandez	21	0	0/50%	0/10%	0/40%	0/00%	0	6	6	0	2	0	3	0	8	4
	3	Xabi Lopez-Arostegui	4	0	0/00%	0/00%	0/00%	0/00%	0	1	1	0	0	1	0	0	-9	0
Team/Coaches									0	0	0		0	0				
Totals			200	88	36/7051%	28/4267%	8/2829%	8/1173%	10	32	42	20	21	11	5	3		110

[Team Comparison](#)
[Shot Chart](#)

[Overview](#)
[PlayByPlay](#)

Q1	Q2	Q3	Q4
14-18	14-30	28-21	21-19

Totals	Minutes	Points	Rebounds	Assists	FG
Players	%	%	%	%	%
Ricky Rubio	11	23	5	45	62
Victor Claver	11	15	21	0	50
Marc Gasol	10	14	5	20	67
Alejandro Abrines	10	13	7	0	50
Pau Gasol	7	10	10	5	75
Sergio Rodriguez	9	10	7	10	60
Willy Hernangomez	5	7	10	0	60
Sergio Llull	8	6	0	15	25
Alberto Abalde	8	2	5	5	10
Usman Garuba	7	1	14	0	20
Rudy Fernandez	10	0	14	0	10
Xabi Lopez-Arostegui					

FIBA Tokyo 2020 Men's Olympic Basketball



Spain

Cumulated Statistics

#	Players	G	Min	FG	2pts	3pts	FT	O	D	Tot	As	PF	To	St	BS	+/-	Ef	Pts
9	R. Rubio	4	98	36/6952.2%	25/4654.3%	11/2347.8%	19/2382.6%	1	13	14	24	10	10	2	1	4	96	102
6	S. Rodriguez	4	71	14/2850%	9/1090%	5/1827.8%	3/475%	1	6	7	12	7	8	3	0	-3	35	36
10	V. Claver	4	86	15/2365.2%	13/1776.5%	2/633.3%	2/2100%	10	12	22	4	11	4	3	2	13	53	34
23	S. Llull	4	77	12/2646.2%	8/1172.7%	4/1526.7%	5/683.3%	0	3	3	4	7	5	0	0	-22	20	33
4	P. Gasol	4	52	10/2050%	8/1844.4%	2/2100%	4/666.7%	5	14	19	4	2	4	0	3	7	36	26
14	W. Hernangomez	4	48	11/2347.8%	11/2250%	0/10%	4/666.7%	8	10	18	3	5	5	0	3	6	31	26
13	M. Gasol	4	75	7/2035%	5/1435.7%	2/633.3%	7/977.8%	0	17	17	14	4	11	0	0	-9	28	23
5	R. Fernandez	4	95	7/2231.8%	1/333.3%	6/1931.6%	0/0-%	1	16	17	1	11	1	7	0	9	29	20
21	A. Abrines	4	85	6/1637.5%	1/250%	5/1435.7%	0/0-%	3	8	11	3	9	1	4	2	19	26	17
20	A. Abalde	4	64	5/1435.7%	1/250%	4/1233.3%	2/2100%	1	5	6	3	10	2	4	1	-11	19	16
16	U. Garuba	4	46	1/714.3%	1/250%	0/50%	2/450%	3	8	11	1	5	2	2	2	-9	10	4
3	X. Lopez-Arostegu	1	4	0/0-%	0/0-%	0/0-%	0/0-%	0	1	1	0	0	1	0	0	-9	0	0
Team/Coaches								2	7	9	0	1	2	0	0	0	0.0	
TOTALS			800	124/26846.3%	83/14756.5%	41/12133.9%	48/6277.4%	35	120	155	73	82	56	25	14	-1	383.0	337


Average Statistics

#	Players	G	Min	FG	2pts	3pts	FT	O	D	Tot	As	PF	To	St	BS	+/-	Ef	Pts
9	R. Rubio	4	24.6	9.0/17.252.2%	6.2/11.554.3%	2.8/5.847.8%	4.8/5.882.6%	0.3	3.3	3.5	6.0	2.5	2.5	0.5	0.3	1.0	24.0	25.5
6	S. Rodriguez	4	17.8	3.5/7.050%	2.2/2.590%	1.2/4.527.8%	0.8/1.075%	0.3	1.5	1.8	3.0	1.8	2.0	0.8	0.0	-0.8	8.8	9
10	V. Claver	4	21.6	3.8/5.865.2%	3.2/4.276.5%	0.5/1.533.3%	0.5/0.5100%	2.5	3.0	5.5	1.0	2.8	1.0	0.8	0.5	3.3	13.3	8.5
23	S. Llull	4	19.2	3.0/6.546.2%	2.0/2.872.7%	1.0/3.826.7%	1.2/1.583.3%	0.0	0.8	0.8	1.0	1.8	1.3	0.0	0.0	-5.5	5.0	8.3
4	P. Gasol	4	12.9	2.5/5.050%	2.0/4.544.4%	0.5/0.5100%	1.0/1.566.7%	1.3	3.5	4.8	1.0	0.5	1.0	0.0	0.8	1.8	9.0	6.5
14	W. Hernangomez	4	12.1	2.8/5.847.8%	2.8/5.550%	0.0/0.20%	1.0/1.566.7%	2.0	2.5	4.5	0.8	1.3	1.3	0.0	0.8	1.5	7.8	6.5
13	M. Gasol	4	18.6	1.8/5.035%	1.2/3.535.7%	0.5/1.533.3%	1.8/2.277.8%	0.0	4.3	4.3	3.5	1.0	2.8	0.0	0.0	-2.3	7.0	5.8
5	R. Fernandez	4	23.7	1.8/5.531.8%	0.2/0.833.3%	1.5/4.831.6%	0.0/0.0-%	0.3	4.0	4.3	0.3	2.8	0.3	1.8	0.0	2.3	7.3	5
21	A. Abrines	4	21.2	1.5/4.037.5%	0.2/0.550%	1.2/3.535.7%	0.0/0.0-%	0.8	2.0	2.8	0.8	2.3	0.3	1.0	0.5	4.8	6.5	4.3
20	A. Abalde	4	15.9	1.2/3.535.7%	0.2/0.550%	1.0/3.033.3%	0.5/0.5100%	0.3	1.3	1.5	0.8	2.5	0.5	1.0	0.3	-2.8	4.8	4
16	U. Garuba	4	11.6	0.2/1.814.3%	0.2/0.550%	0.0/1.20%	0.5/1.050%	0.8	2.0	2.8	0.3	1.3	0.5	0.5	0.5	-2.3	2.5	1
3	X. Lopez-Arostegu	1	3.8	0.0/0.0-%	0.0/0.0-%	0.0/0.0-%	0.0/0.0-%	0.0	1.0	1.0	0.0	0.0	1.0	0.0	0.0	-9.0	0.0	0
Team/Coaches								0.5	1.8	2.3	0.0	0.3	0.5	0.0	0.0	0.0	0.0	
TOTALS			200.0	31.0/67.046.3%	20.8/36.856.5%	10.2/30.233.9%	12.0/15.577.4%	8.8	30.0	38.8	18.3	20.5	14.0	6.3	3.5	-0.3	95.8	84.3

FIBA Tokyo 2020 Men's Olympic Basketball



Latest News



TEAM	
4	 Slovenia
5	 Italy
6	 Spain
7	 Argentina
8	 Germany

TEAM	
9	 Czech Republic
10	 Nigeria
11	 Japan
12	 Iran

FIBA Tokyo 2020 Men's Olympic Basketball



Date	Final
7-ago	France-USA 82-87

Date	3rd Place Game
7-ago	Slovenia-Australia 93-107

Date	Semi-Finals
5-ago	USA-Australia 97-78
5-ago	France-Slovenia 90-89

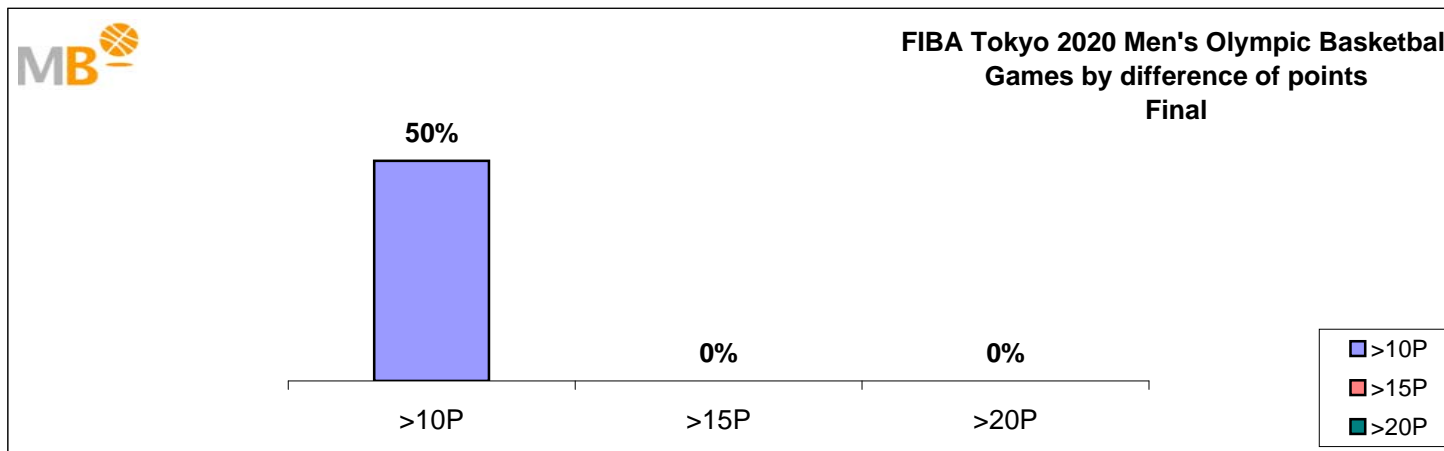
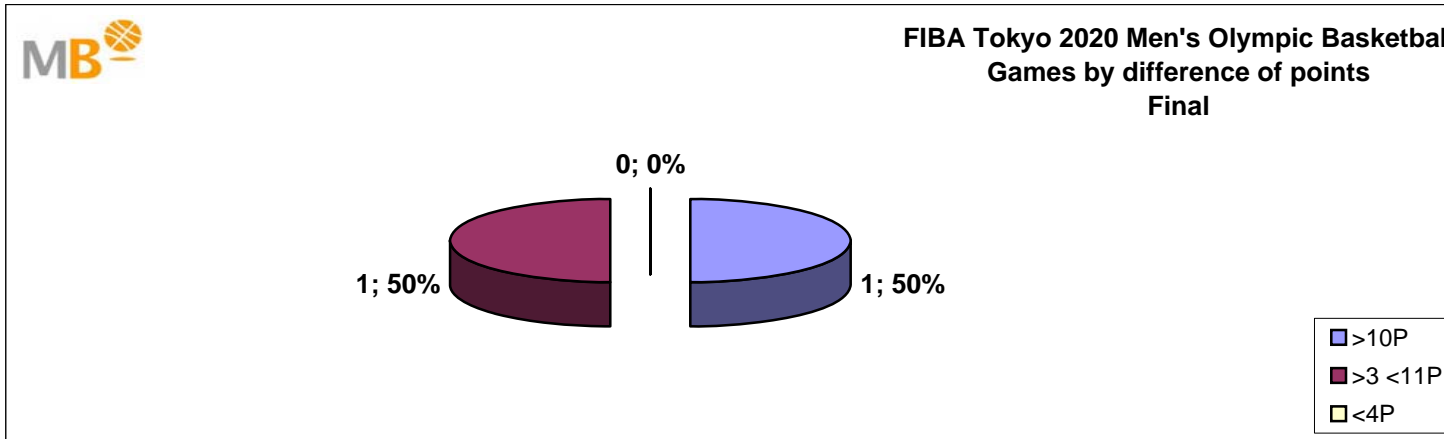
Date	Quarter-Finals
3-ago	Slovenia-Germany 94-70
3-ago	Spain-USA 81-95
3-ago	Italy-France 75-84
3-ago	Australia-Argentina 97-59

Date		GROUP A		Date		Group Phase GROUP B		Date		GROUP C	
25-jul	Iran-Czech Republic	78-84		25-jul	Germany-Italy	82-92		26-jul	Argentina-Slovenia	100-118	
25-jul	France-USA	83-76		25-jul	Australia-Nigeria	84-67		26-jul	Japan-Spain	77-88	
28-jul	USA-Iran	120-66		28-jul	Nigeria-Germany	92-99		29-jul	Slovenia-Japan	116-81	
28-jul	Czech Republic-France	77-97		28-jul	Italy-Australia	83-86		29-jul	Spain-Argentina	81-71	
31-jul	Iran-France	62-79		31-jul	Italy-Nigeria	80-71		1-ago	Argentina-Japan	97-77	
31-jul	USA-Czech Republic	119-84		31-jul	Australia-Germany	89-76		1-ago	Spain-Slovenia	87-95	



FIBA Tokyo 2020 Men's Olympic Basketball

Final



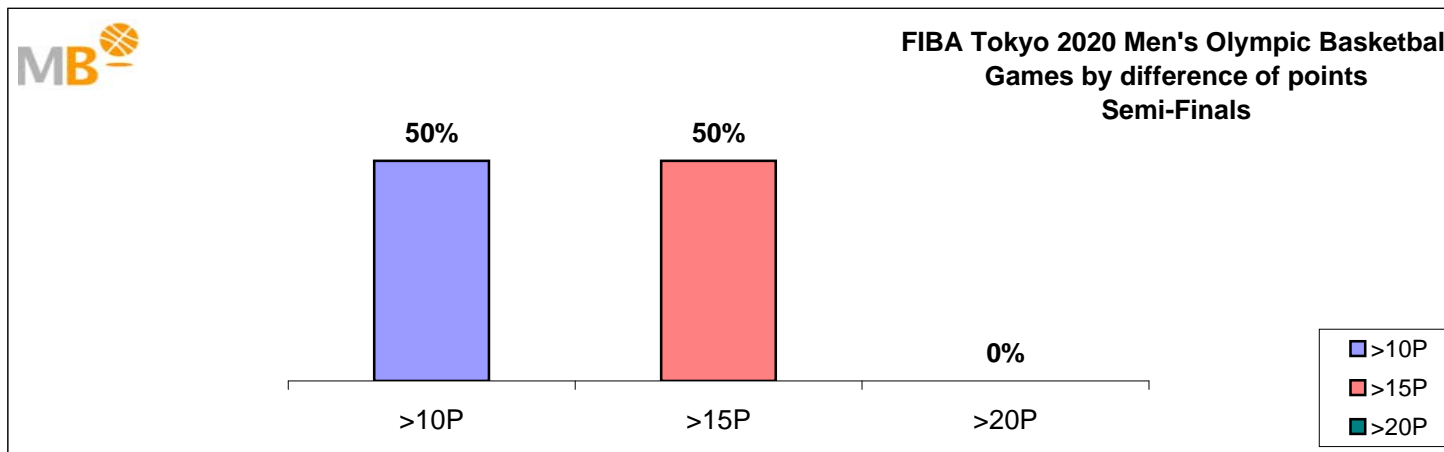
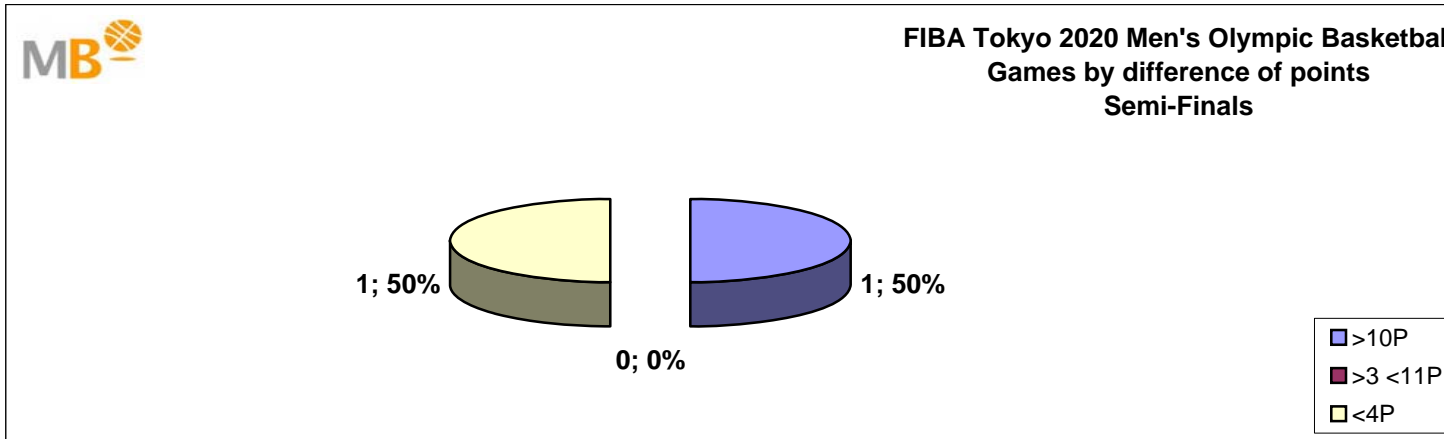
- >10P Games finished with a difference of more than 10 points
- >15P Games finished with a difference of more than 15 points
- >20P Games finished with a difference of more than 20 points
- >3<11P Games finished with a difference between 4 and 10 points
- <4P Games finished with a difference of less than 4 points

Games: 2

07-Aug-21

FIBA Tokyo 2020 Men's Olympic Basketball

Semi-Finals



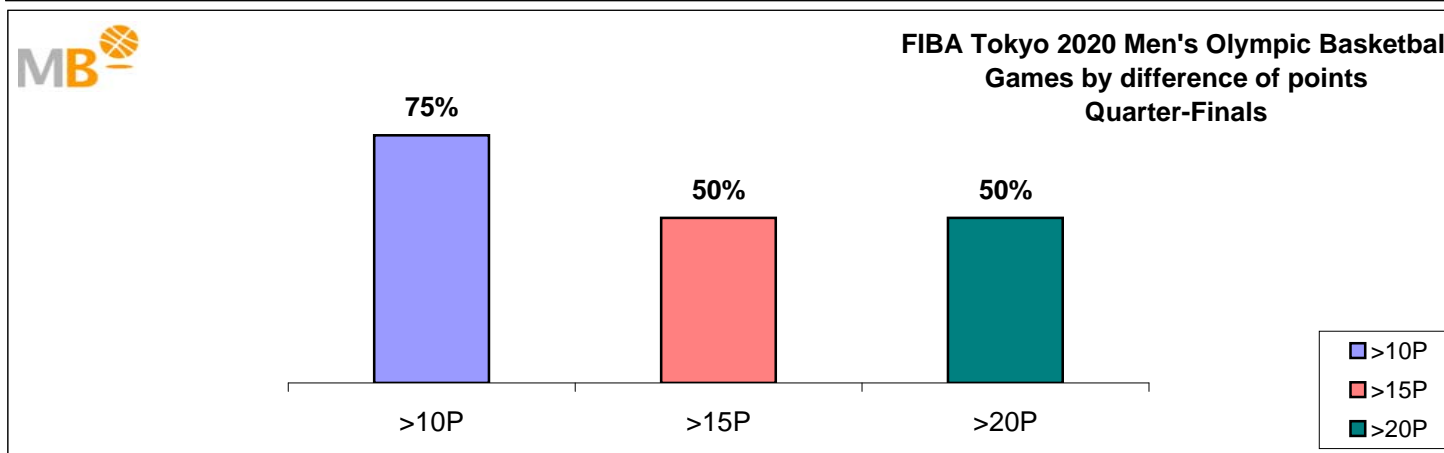
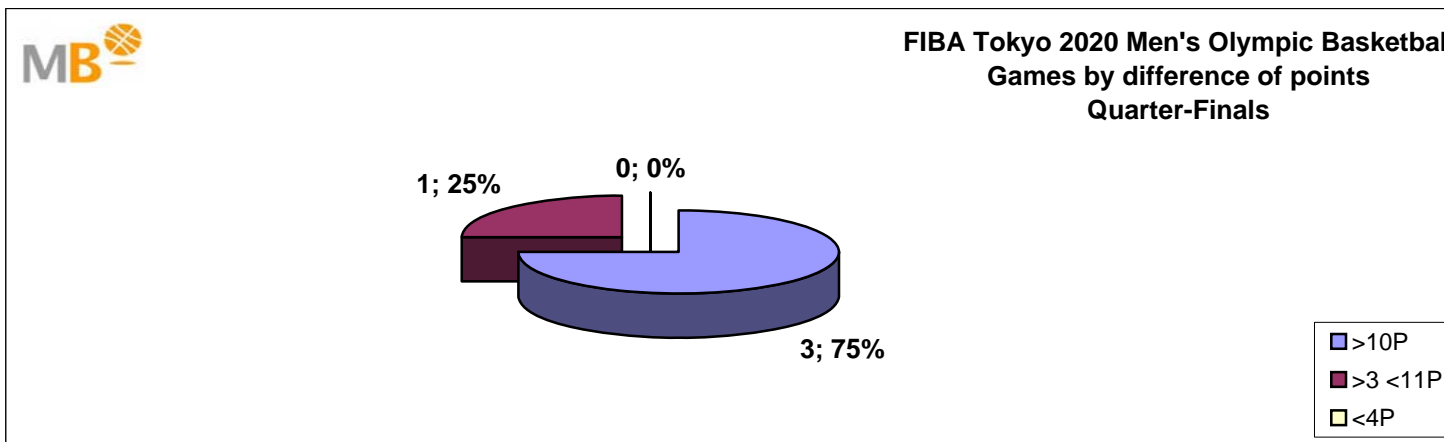
- >10P Games finished with a difference of more than 10 points
- >15P Games finished with a difference of more than 15 points
- >20P Games finished with a difference of more than 20 points
- >3<11P Games finished with a difference between 4 and 10 points
- <4P Games finished with a difference of less than 4 points

Games: 2

05-Aug-21

FIBA Tokyo 2020 Men's Olympic Basketball

Quarter-Finals



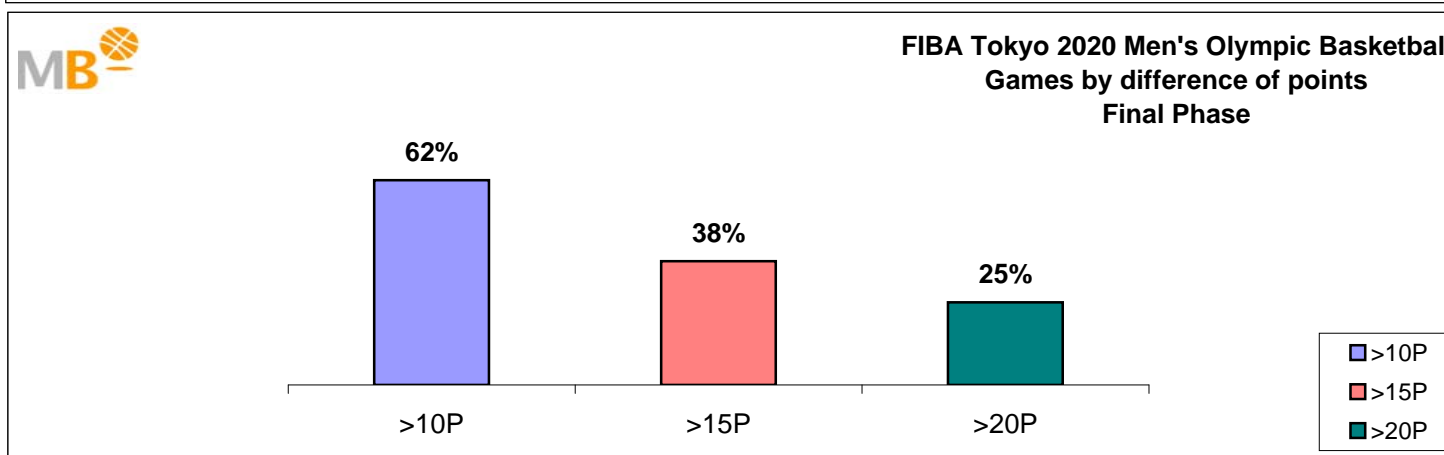
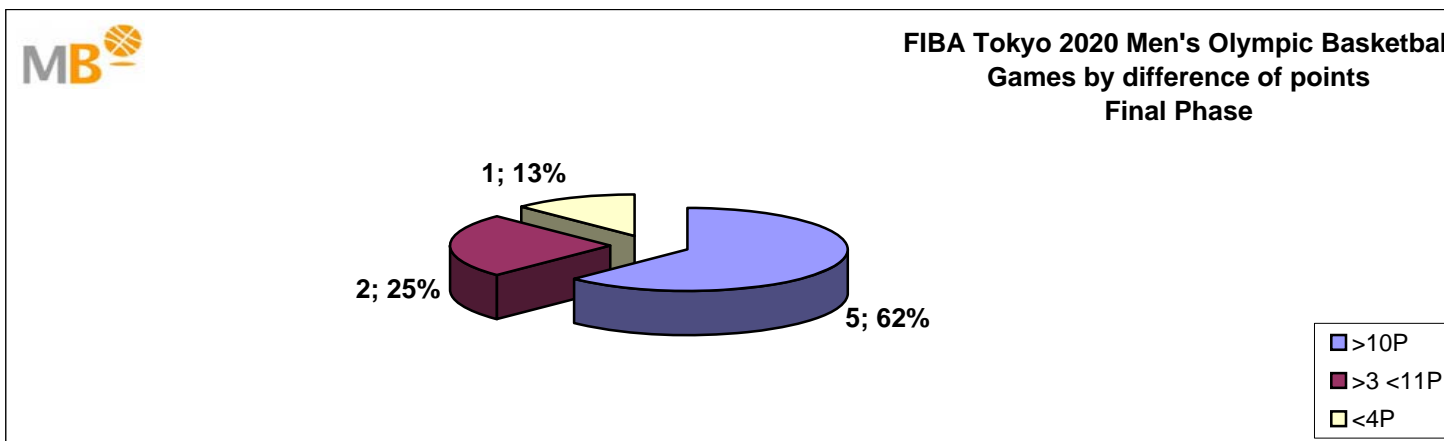
- >10P** Games finished with a difference of more than 10 points
- >15P** Games finished with a difference of more than 15 points
- >20P** Games finished with a difference of more than 20 points
- >3<11P** Games finished with a difference between 4 and 10 points
- <4P** Games finished with a difference of less than 4 points

Games: 4

03-Aug-21

FIBA Tokyo 2020 Men's Olympic Basketball

Final Phase

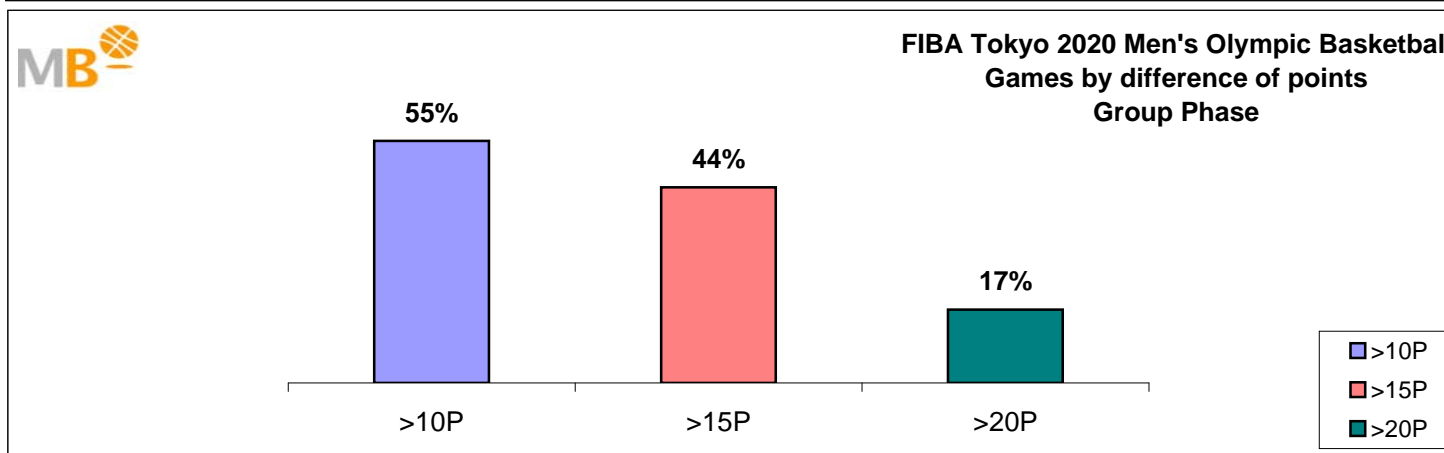
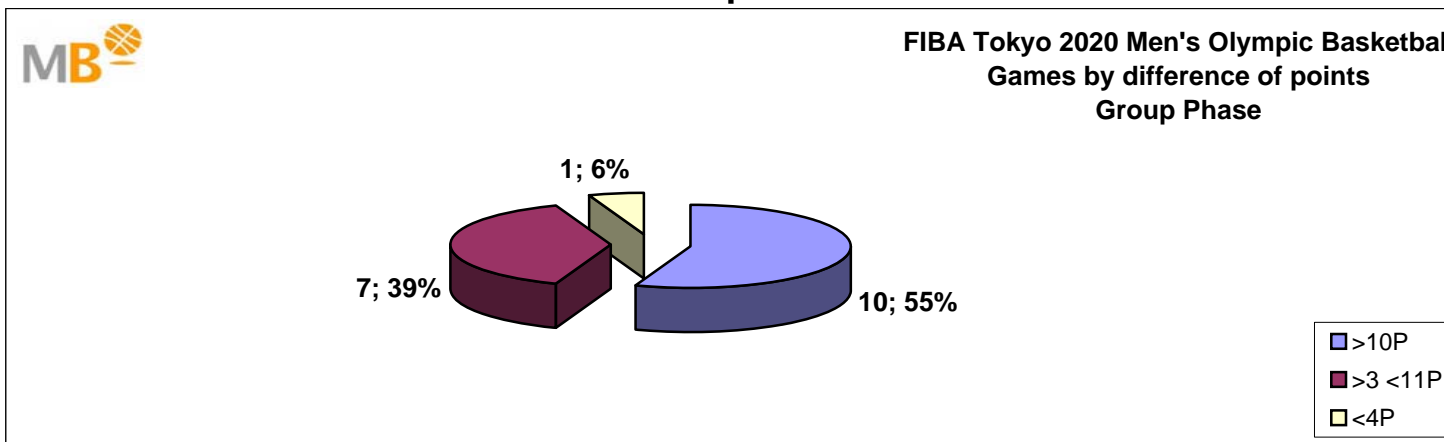


- >10P** Games finished with a difference of more than 10 points
- >15P** Games finished with a difference of more than 15 points
- >20P** Games finished with a difference of more than 20 points
- >3<11P** Games finished with a difference between 4 and 10 points
- <4P** Games finished with a difference of less than 4 points

Games: 5
07-Aug-21

FIBA Tokyo 2020 Men's Olympic Basketball

Group Phase



- >10P Games finished with a difference of more than 10 points
- >15P Games finished with a difference of more than 15 points
- >20P Games finished with a difference of more than 20 points
- >3<11P Games finished with a difference between 4 and 10 points
- <4P Games finished with a difference of less than 4 points

Games: 18

01-Aug-21

FIBA Tokyo 2020 Men's Olympic Basketball

Group Phase



Group A

#	Team	GAMES				STREAK		GAME POINTS				POINTS
		P	W	L	%	Last 3	For	Agt	+/-	FA	AA	
1	France	3	3	0	100	1-1-1	259	215	44	86.3	71.7	6
2	USA	3	2	1	66.7	0-1-1	315	233	82	105	77.7	5
3	Czech Republic	3	1	2	33.3	1-0-0	245	294	-49	81.7	98	4
4	Iran	3	0	3	0	0-0-0	206	283	-77	68.7	94.3	3

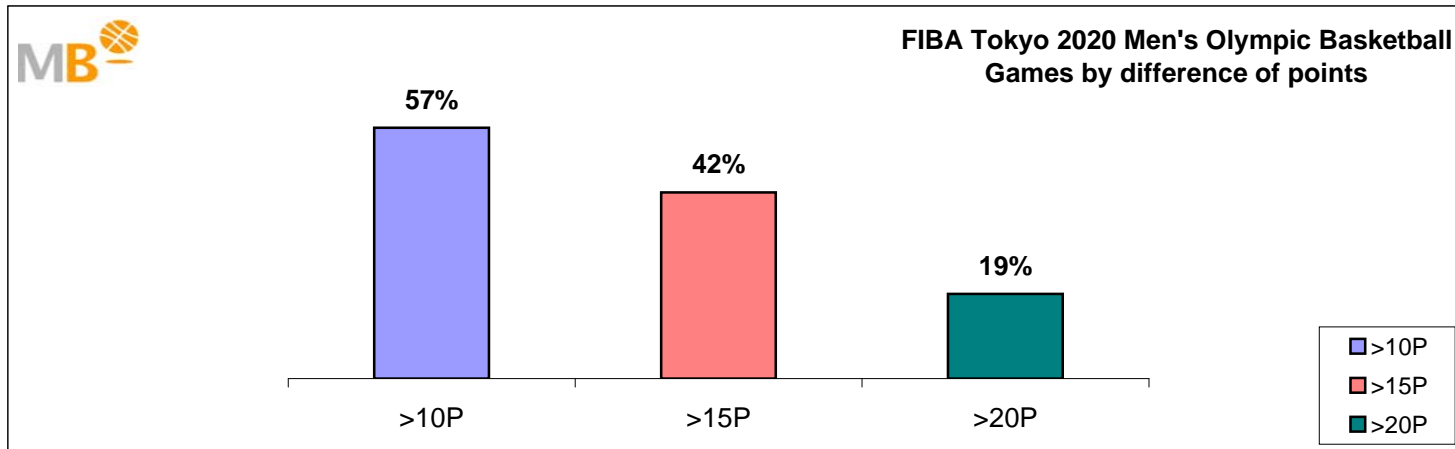
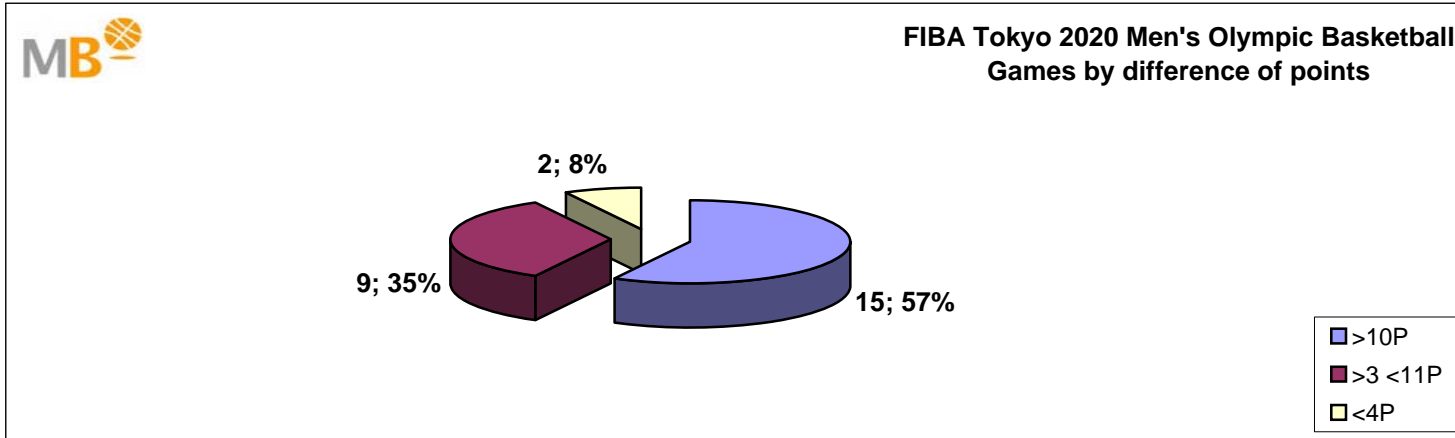
Group B

#	Team	GAMES				STREAK		GAME POINTS				POINTS
		P	W	L	%	Last 3	For	Agt	+/-	FA	AA	
1	Australia	3	3	0	100	1-1-1	259	226	33	86.3	75.3	6
2	Italy	3	2	1	66.7	1-0-1	255	239	16	85	79.7	5
3	Germany	3	1	2	33.3	0-1-0	257	273	-16	85.7	91	4
4	Nigeria	3	0	3	0	0-0-0	230	263	-33	76.7	87.7	3

Group C

#	Team	GAMES				STREAK		GAME POINTS				POINTS
		P	W	L	%	Last 3	For	Agt	+/-	FA	AA	
1	Slovenia	3	3	0	100	1-1-1	329	268	61	109.7	89.3	6
2	Spain	3	2	1	66.7	1-1-0	256	243	13	85.3	81	5
3	Argentina	3	1	2	33.3	0-0-1	268	276	-8	89.3	92	4
4	Japan	3	0	3	0	0-0-0	235	301	-66	78.3	100.3	3

FIBA Tokyo 2020 Men's Olympic Basketball



- >10P** Games finished with a difference of more than 10 points
- >15P** Games finished with a difference of more than 15 points
- >20P** Games finished with a difference of more than 20 points
- >3<11P** Games finished with a difference between 4 and 10 points
- <4P** Games finished with a difference of less than 4 points

Games: 26

07-Aug-21

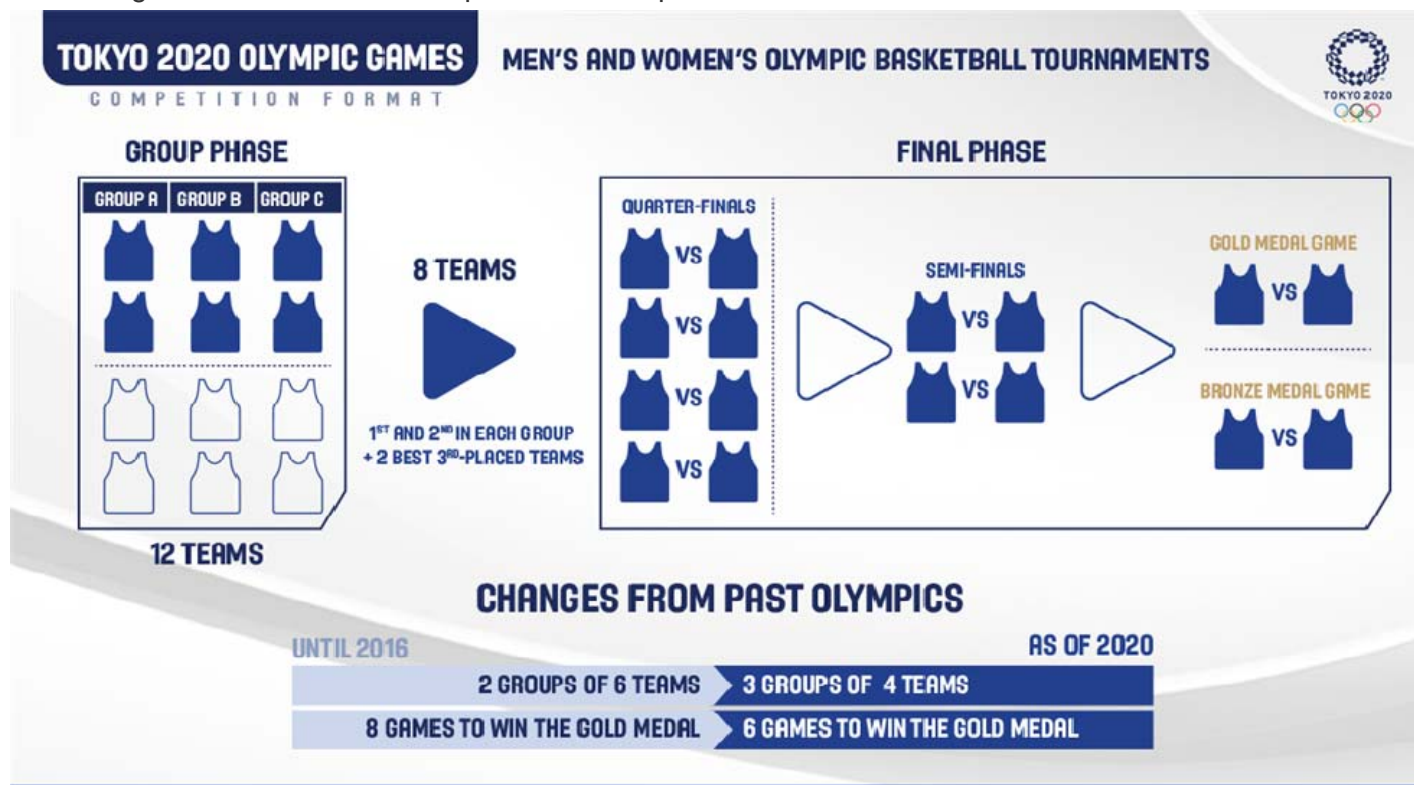
FIBA Tokyo 2020 Men's Olympic Basketball

Competition System

Group Phase

In both tournaments, the 12 teams are divided into 3 groups (A, B and C) of 4 teams each. This stage of the competition is played in a round robin format, with each team playing all other teams in its group (a total of 3 games for each team).

The teams placed first and second in each group and the 2 best third-placed teams in the Group Phase qualify for the Final Phase. The remaining 4 teams take no further part in the competition.



Final Phase

A draw will take place following the conclusion of the Group Phase to determine the pairings of the Quarter-Finals. The winners of the groups (3 teams) and the second-placed team with the best result (1 team) from the Group Phase are placed in one pot (D), while the 2 remaining second-placed teams and 2 best third-placed teams in another pot (E). Teams from the same group in the Group Phase cannot be drawn against each other in the Quarter-Finals.

This stage of the competition is played in a knockout format and the draw will produce an Olympic bracket for the road to the gold medal.

To be crowned Olympic champion, a team has to play 6 games - 3 in the Group Phase and 3 in the Final Phase (Quarter-Finals, Semi-Finals, Gold Medal Game), instead of 8 as in past tournaments.

For more information, consult pages 44-46 of the FIBA Internal Regulations - Book 2 (Competitions).