

FIBA Tokyo 2020 Women's Olympic Basketball

Spain

Points/Minutes			40'			40'			40'		
A. Ndour	0,66	26	S. Dominguez	0,25	10	L. Rodriguez					
A. Torrens	0,49	19	R. Carrera	0,31	12	T. Abalde					
C. Ouvina	0,37	15	Q. Casas	0,33	13						
M. Cazorla	0,45	18	L. Palau	0,14	6						
L. Gil	0,21	9	M. Conde	0,00	0						
Rebounds/Minutes			40'			40'			40'		
A. Ndour	0,32	13	S. Dominguez	0,06	2	L. Rodriguez					
A. Torrens	0,12	5	R. Carrera	0,13	5	T. Abalde					
C. Ouvina	0,17	7	Q. Casas	0,17	7						
M. Cazorla	0,04	2	L. Palau	0,09	3						
L. Gil	0,26	10	M. Conde	0,13	5						
Assists/Minutes			40'			40'			40'		
A. Ndour	0,02	1	S. Dominguez	0,09	4	L. Rodriguez					
A. Torrens	0,08	3	R. Carrera	0,07	3	T. Abalde					
C. Ouvina	0,20	8	Q. Casas	0,14	6						
M. Cazorla	0,10	4	L. Palau	0,23	9						
L. Gil	0,10	4	M. Conde	0,00	0						

Totals	Minutes	Points	Rebounds	Assists	FG
Players	%	%	%	%	%
A. Ndour	16	28	30	2	58
A. Torrens	13	16	9	10	40
C. Ouvina	16	16	16	32	42
M. Cazorla	9	10	2	9	50
L. Gil	18	10	27	17	47
S. Dominguez	13	9	4	11	29
R. Carrera	6	5	4	4	42
Q. Casas	5	4	4	6	46
L. Palau	4	2	2	10	33
M. Conde	2	0	1	0	0
L. Rodriguez					
T. Abalde					

FIBA Tokyo 2020 Women's Olympic Basketball



Quarter-Final Spain-France (64-67) Spain

Pun/Min	#	Players	Min	Pts	FG	2Pts	3Pts	FT	OREB	DREB	REB	AST	PF	TO	STL	BLK	+/-	EFF
0,48	45	Astou Ndour	33	16	8/1650%	8/1361.5%	0/30%	0/0-	6	5	11	1	0	0	2	1	4	23
0,63	12	Maite Cazorla	19	12	5/1241.7%	3/560%	2/728.6%	0/0-	0	0	0	0	2	0	0	0	-4	5
0,35	5	Cristina Ouvina	31	11	3/1225%	3/933.3%	0/30%	5/683.3%	2	3	5	3	2	1	2	0	-1	10
0,50	7	Alba Torrens	20	10	3/933.3%	1/425%	2/540%	2/2100%	0	3	3	1	5	3	0	0	-5	5
0,24	6	Silvia Dominguez	29	7	2/633.3%	1/333.3%	1/333.3%	2/2100%	0	3	3	1	4	4	0	0	-6	3
0,11	24	Laura Gil	36	4	2/1020%	2/1020%	0/0-	0/0-	4	5	9	4	1	2	2	0	1	9
0,18	14	Raquel Carrera	11	2	0/10%	0/10%	0/0-	2/450%	1	0	1	1	0	1	0	0	-9	0
0,20	18	Queralt Casas	10	2	1/333.3%	1/333.3%	0/0-	0/0-	1	1	2	0	0	0	0	0	-7	2
0,00	9	Laia Palau	8	0	0/10%	0/0-	0/10%	0/0-	0	1	1	1	2	1	2	0	6	2
0,00	22	Maria Conde	4	0	0/10%	0/10%	0/0-	0/0-	0	0	0	0	0	0	0	0	6	-1
	11	Leonor Rodriguez	DNP															
	13	Tamara Abalde	DNP															
Team/Coaches									3	0	3		0	1				
Totals			200	64	24/7133.8%	19/4938.8%	5/2222.7%	11/1478.6%	17	21	38	12	16	13	8	1	-3	58

[Team Comparison](#)
[Shot Chart](#)

[Overview](#)
[PlayByPlay](#)

Q1	Q2	Q3	Q4
16-21	14-15	18-19	16-12

Totals	Minutes	Points	Rebounds	Assists	FG
Players	%	%	%	%	%
Astou Ndour	16	25	31	8	50
Maite Cazorla	9	19	0	0	42
Cristina Ouvina	15	17	14	25	25
Alba Torrens	10	16	9	8	33
Silvia Dominguez	14	11	9	8	33
Laura Gil	18	6	26	33	20
Raquel Carrera	5	3	3	8	10
Queralt Casas	5	3	6	0	33
Laia Palau	4	0	3	8	10
Maria Conde	2	0	0	0	10
Leonor Rodriguez					
Tamara Abalde					

FIBA Tokyo 2020 Women's Olympic Basketball



Group A 3

Canada-Spain (66-76)

Spain

Pun/Min	#	Players	Min	Pts	FG	2Pts	3Pts	FT	OREB	DREB	REB	AST	PF	TO	STL	BLK	+/-	EFF
0,56	45	Astou Ndour	36	20	9/1181.8%	9/1090%	0/10%	2/2100%	0	11	11	1	3	0	3	2	18	35
0,48	5	Cristina Ouvina	31	15	6/1060%	4/757.1%	2/366.7%	1/1100%	0	2	2	7	2	7	0	0	18	13
0,48	7	Alba Torrens	25	12	5/1050%	3/837.5%	2/2100%	0/0-	1	3	4	4	1	3	0	0	9	12
0,44	18	Queralt Casas	18	8	4/666.7%	4/580%	0/10%	0/0-	0	3	3	5	0	0	1	0	6	15
0,25	24	Laura Gil	32	8	4/666.7%	4/666.7%	0/0-	0/0-	0	7	7	5	3	2	4	3	12	23
0,60	14	Raquel Carrera	10	6	2/366.7%	2/366.7%	0/0-	2/2100%	0	1	1	1	1	0	0	0	-5	7
0,15	6	Silvia Dominguez	27	4	2/922.2%	2/728.6%	0/20%	0/10%	0	0	0	2	2	3	1	0	1	-4
0,15	12	Maite Cazorla	13	2	1/1100%	1/1100%	0/0-	0/0-	0	1	1	3	4	3	1	0	-1	4
0,20	9	Laia Palau	5	1	0/0-	0/0-	0/0-	1/250%	0	1	1	1	1	2	0	0	2	0
0,00	22	Maria Conde	2	0	0/0-	0/0-	0/0-	0/0-	0	0	0	0	1	0	0	0	-10	0
	11	Leonor Rodriguez	DNP															
	13	Tamara Abalde	DNP															
Team/Coaches									0	4	4		1	1				
Totals			200	76	33/5658.9%	29/4761.7%	4/944.4%	6/875%	1	33	34	29	19	21	10	5	10	105

[Team Comparison](#)
[Shot Chart](#)

[Overview](#)
[PlayByPlay](#)

Q1	Q2	Q3	Q4
13-23	21-17	13-20	19-16

Totals	Minutes	Points	Rebounds	Assists	FG
Players	%	%	%	%	%
Astou Ndour	18	26	37	3	82
Cristina Ouvina	16	20	7	24	60
Alba Torrens	13	16	13	14	50
Queralt Casas	9	11	10	17	67
Laura Gil	16	11	23	17	67
Raquel Carrera	5	8	3	3	67
Silvia Dominguez	14	5	0	7	22
Maite Cazorla	7	3	3	10	100
Laia Palau	3	1	3	3	0
Maria Conde	1	0	0	0	0
Leonor Rodriguez					
Tamara Abalde					

FIBA Tokyo 2020 Women's Olympic Basketball



Group A 2

Spain-Serbia (85-70)

Spain

Pun/Min	#	Players	Min	Pts	FG	2Pts	3Pts	FT	OREB	DREB	REB	AST	PF	TO	STL	BLK	+/-	EFF
0,74	7	Alba Torrens	34	25	9/1656.2%	6/875%	3/837.5%	4/666.7%	0	1	1	3	2	1	1	0	24	20
0,69	45	Astou Ndour	29	20	8/1361.5%	8/1080%	0/30%	4/580%	3	6	9	0	3	1	0	1	15	23
1,00	12	Maite Cazorla	17	17	5/771.4%	0/10%	5/683.3%	2/2100%	0	0	0	2	4	1	1	0	19	17
0,29	5	Cristina Ouvina	34	10	5/955.6%	5/683.3%	0/30%	0/0-	1	7	8	8	2	3	3	0	12	22
0,27	6	Silvia Dominguez	26	7	1/714.3%	1/616.7%	0/10%	5/771.4%	0	0	0	4	1	0	1	0	5	4
0,27	14	Raquel Carrera	15	4	2/540%	2/540%	0/0-	0/0-	1	2	3	1	3	0	0	0	-1	5
0,06	24	Laura Gil	36	2	1/333.3%	1/333.3%	0/0-	0/0-	1	6	7	4	2	3	1	2	16	11
0,00	9	Laia Palau	4	0	0/0-	0/0-	0/0-	0/0-	0	1	1	0	0	1	0	0	-8	0
0,00	22	Maria Conde	6	0	0/40%	0/20%	0/20%	0/0-	0	0	0	0	1	0	0	0	-7	-4
	11	Leonor Rodriguez																
	13	Tamara Abalde																
	18	Queralt Casas																
	Team/Coaches								3	2	5		0	0				
	Totals		200	85	31/6448.4%	23/4156.1%	8/2334.8%	15/2075%	9	25	34	22	18	10	7	3	15	98

[Team Comparison](#)
[Shot Chart](#)

[Overview](#)
[PlayByPlay](#)

Q1	Q2	Q3	Q4
19-20	22-24	18-14	26-12

Totals	Minutes	Points	Rebounds	Assists	FG
Players	%	%	%	%	%
Alba Torrens	17	29	3	14	56
Astou Ndour	14	24	31	0	62
Maite Cazorla	8	20	0	9	71
Cristina Ouvina	17	12	28	36	56
Silvia Dominguez	13	8	0	18	14
Raquel Carrera	7	5	10	5	40
Laura Gil	18	2	24	18	33
Laia Palau	2	0	3	0	0
Maria Conde	3	0	0	0	0
Leonor Rodriguez					
Tamara Abalde					
Queralt Casas					

FIBA Tokyo 2020 Women's Olympic Basketball



Group A 1

Korea-Spain (69-73)

Spain

Pun/Min	#	Players	Min	Pts	FG	2Pts	3Pts	FT	OREB	DREB	REB	AST	PF	TO	STL	BLK	+/-	EFF
1,00	45	Astou Ndour	28	28	13/2650%	12/2352.2%	1/333.3%	1/1100%	8	2	10	0	4	1	2	4	13	30
0,42	24	Laura Gil	38	16	7/1163.6%	7/1163.6%	0/0-	2/450%	4	10	14	1	1	0	2	0	0	27
0,35	5	Cristina Ouvina	31	11	4/1233.3%	4/1040%	0/20%	3/3100%	4	3	7	8	0	4	1	0	14	15
0,38	6	Silvia Dominguez	21	8	3/650%	2/450%	1/250%	1/1100%	0	3	3	2	2	4	1	0	2	7
0,22	9	Laia Palau	18	4	1/250%	1/1100%	0/10%	2/2100%	0	0	0	6	1	0	0	0	0	9
0,09	7	Alba Torrens	23	2	1/1010%	1/812.5%	0/20%	0/0-	1	3	4	0	1	1	0	1	8	-3
0,20	14	Raquel Carrera	10	2	1/333.3%	1/333.3%	0/0-	0/0-	0	1	1	0	0	0	0	1	2	2
0,25	18	Queralt Casas	8	2	1/425%	1/425%	0/0-	0/0-	1	0	1	0	1	0	0	0	-10	0
0,00	11	Leonor Rodriguez	1	0	0/0-	0/0-	0/0-	0/0-	0	0	0	0	0	0	0	0	0	0
0,00	12	Maite Cazorla	20	0	0/20%	0/10%	0/10%	0/0-	1	1	2	2	1	1	0	0	-4	1
0,00	22	Maria Conde	4	0	0/10%	0/0-	0/10%	0/0-	2	0	2	0	1	0	0	0	-5	1
	13	Tamara Abalde	DNP															
Team/Coaches									3	1	4		1	0				
Totals			200	73	31/7740.3%	29/6544.6%	2/1216.7%	9/1181.8%	24	24	48	19	13	11	6	6	4	89

[Team Comparison](#)
[Shot Chart](#)

[Overview](#)
[PlayByPlay](#)

Q1	Q2	Q3	Q4
15-16	20-17	18-21	16-19

Totals	Minutes	Points	Rebounds	Assists	FG
Players	%	%	%	%	%
Astou Ndour	14	38	23	0	50
Laura Gil	19	22	32	5	64
Cristina Ouvina	15	15	16	42	33
Silvia Dominguez	10	11	7	11	50
Laia Palau	9	5	0	32	50
Alba Torrens	11	3	9	0	10
Raquel Carrera	5	3	2	0	33
Queralt Casas	4	3	2	0	25
Leonor Rodriguez	0,5	0	0	0	0
Maite Cazorla	10	0	5	11	20
Maria Conde	2	0	5	0	10
Tamara Abalde					

FIBA Tokyo 2020 Women's Olympic Basketball



Spain

Cumulated Statistics

#	Players	G	Min	FG	2pts	3pts	FT	O	D	Tot	As	PF	To	St	BS	+/-	Ef	Pts
45	A. Ndour	4	127	38/6657.6%	37/5666.1%	1/1010%	7/887.5%	17	24	41	2	10	2	7	8	50	111	84
7	A. Torrens	4	101	18/4540%	11/2839.3%	7/1741.2%	6/875%	2	10	12	8	9	8	1	1	36	34	49
5	C. Ouvina	4	127	18/4341.9%	16/3250%	2/1118.2%	9/1090%	7	15	22	26	6	15	6	0	43	60	47
12	M. Cazorla	4	69	11/2250%	4/850%	7/1450%	2/2100%	1	2	3	7	11	5	2	0	10	27	31
24	L. Gil	4	141	14/3046.7%	14/3046.7%	0/0-%	2/450%	9	28	37	14	7	7	9	5	29	70	30
6	S. Dominguez	4	102	8/2828.6%	6/2030%	2/825%	8/1172.7%	0	6	6	9	9	11	3	0	2	10	26
14	R. Carrera	4	45	5/1241.7%	5/1241.7%	0/0-%	4/666.7%	2	4	6	3	4	1	0	1	-13	14	14
18	Q. Casas	3	36	6/1346.2%	6/1250%	0/10%	0/0-%	2	4	6	5	1	0	1	0	-11	17	12
9	L. Palau	4	35	1/333.3%	1/1100%	0/20%	3/475%	0	3	3	8	4	4	2	0	0	11	5
22	M. Conde	4	16	0/60%	0/30%	0/30%	0/0-%	2	0	2	0	3	0	0	0	-16	-4	0
11	L. Rodriguez																	
13	T. Abalde																	
Team/Coaches								9	7	16	0	2	2	0	0	0	0.0	
TOTALS			800	119/26844.4%	100/20249.5%	19/6628.8%	41/5377.4%	51	103	154	82	66	55	31	15	26	350.0	298


Average Statistics

#	Players	G	Min	FG	2pts	3pts	FT	O	D	Tot	As	PF	To	St	BS	+/-	Ef	Pts
45	A. Ndour	4	31.7	9.5/16.557.6%	9.2/14.066.1%	0.2/2.510%	1.8/2.087.5%	4.3	6.0	10.3	0.5	2.5	0.5	1.8	2.0	12.5	27.8	21
7	A. Torrens	4	25.3	4.5/11.240%	2.8/7.039.3%	1.8/4.241.2%	1.5/2.075%	0.5	2.5	3.0	2.0	2.3	2.0	0.3	0.3	9.0	8.5	12,3
5	C. Ouvina	4	31.7	4.5/10.841.9%	4.0/8.050%	0.5/2.818.2%	2.2/2.590%	1.8	3.8	5.5	6.5	1.5	3.8	1.5	0.0	10.8	15.0	11,8
12	M. Cazorla	4	17.3	2.8/5.550%	1.0/2.050%	1.8/3.550%	0.5/0.5100%	0.3	0.5	0.8	1.8	2.8	1.3	0.5	0.0	2.5	6.8	7,8
24	L. Gil	4	35.3	3.5/7.546.7%	3.5/7.546.7%	0.0/0.0-%	0.5/1.050%	2.3	7.0	9.3	3.5	1.8	1.8	2.3	1.3	7.3	17.5	7,5
6	S. Dominguez	4	25.6	2.0/7.028.6%	1.5/5.030%	0.5/2.025%	2.0/2.872.7%	0.0	1.5	1.5	2.3	2.3	2.8	0.8	0.0	0.5	2.5	6,5
18	Q. Casas	3	12.0	2.0/4.346.2%	2.0/4.050%	0.0/0.30%	0.0/0.0-%	0.7	1.3	2.0	1.7	0.3	0.0	0.3	0.0	-3.7	5.7	4
14	R. Carrera	4	11.4	1.2/3.041.7%	1.2/3.041.7%	0.0/0.0-%	1.0/1.566.7%	0.5	1.0	1.5	0.8	1.0	0.3	0.0	0.3	-3.3	3.5	3,5
9	L. Palau	4	8.8	0.2/0.833.3%	0.2/0.2100%	0.0/0.50%	0.8/1.075%	0.0	0.8	0.8	2.0	1.0	1.0	0.5	0.0	0.0	2.8	1,3
22	M. Conde	4	3.9	0.0/1.50%	0.0/0.80%	0.0/0.80%	0.0/0.0-%	0.5	0.0	0.5	0.0	0.8	0.0	0.0	0.0	-4.0	-1.0	0
11	L. Rodriguez																	
13	T. Abalde																	
Team/Coaches								2.3	1.8	4.0	0.0	0.5	0.5	0.0	0.0	0.0	0.0	
TOTALS			200.0	29.8/67.044.4%	25.0/50.549.5%	4.8/16.528.8%	10.2/13.277.4%	12.8	25.8	38.5	20.5	16.5	13.8	7.8	3.8	6.5	87.5	74,5

FIBA Tokyo 2020 Women's Olympic Basketball



Latest News



TEAM	
4	 Serbia
5	 China
6	 Spain
7	 Belgium
8	 Australia

TEAM	
9	 Canada
10	 Korea
11	 Nigeria
12	 Puerto Rico

FIBA Tokyo 2020 Women's Olympic Basketball



Date	Final
9-ago	USA -Japan 90-75

Date	3rd Place Game
7-ago	Serbia- France 76-91

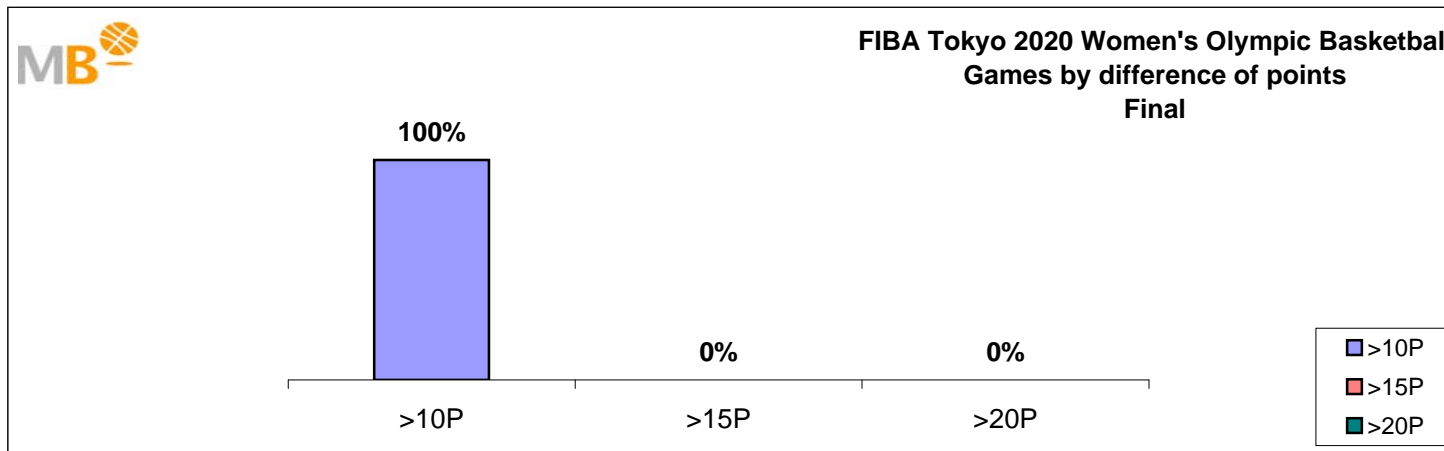
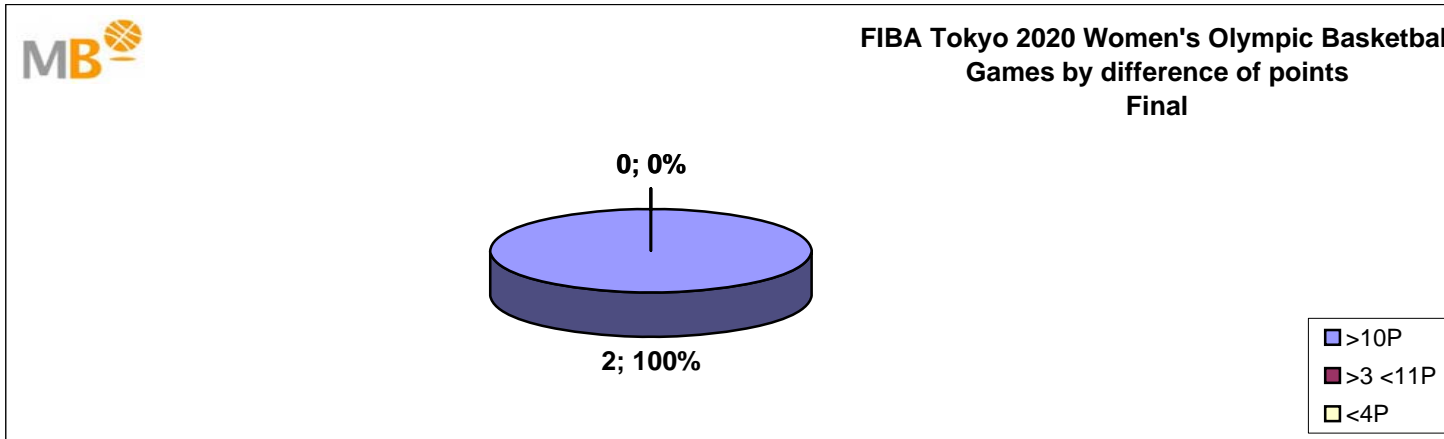
Date	Semi-Finals
6-ago	USA -Serbia 79-59
6-ago	Japan -France 87-71

Date	Quarter-Finals
4-ago	China- Serbia 70-77
4-ago	Australia- USA 55-79
4-ago	Japan -Belgium 86-85
4-ago	Spain- France 64-67

Date		GROUP A		Date		Group Phase GROUP B		Date		GROUP C	
26-jul	Korea- Spain	69-73	27-jul	Japan -France	74-70	27-jul	Australia- Belgium	70-85			
26-jul	Serbia -Canada	72-68	27-jul	Nigeria -USA	72-81	27-jul	Puerto Rico- China	55-97			
29-jul	Canada -Korea	74-53	30-jul	Belgium -Puerto Rico	87-52	30-jul	USA -Japan	86-69			
29-jul	Spain -Serbia	85-70	30-jul	France -Nigeria	87-62	30-jul	China -Australia	76-74			
1-ago	Canada- Spain	66-76	2-ago	Nigeria -Japan	83-102	2-ago	China -Belgium	74-62			
1-ago	Korea- Serbia	61-65	2-ago	France- USA	82-93	2-ago	Australia- Puerto Rico	96-69			



FIBA Tokyo 2020 Women's Olympic Basketball Final



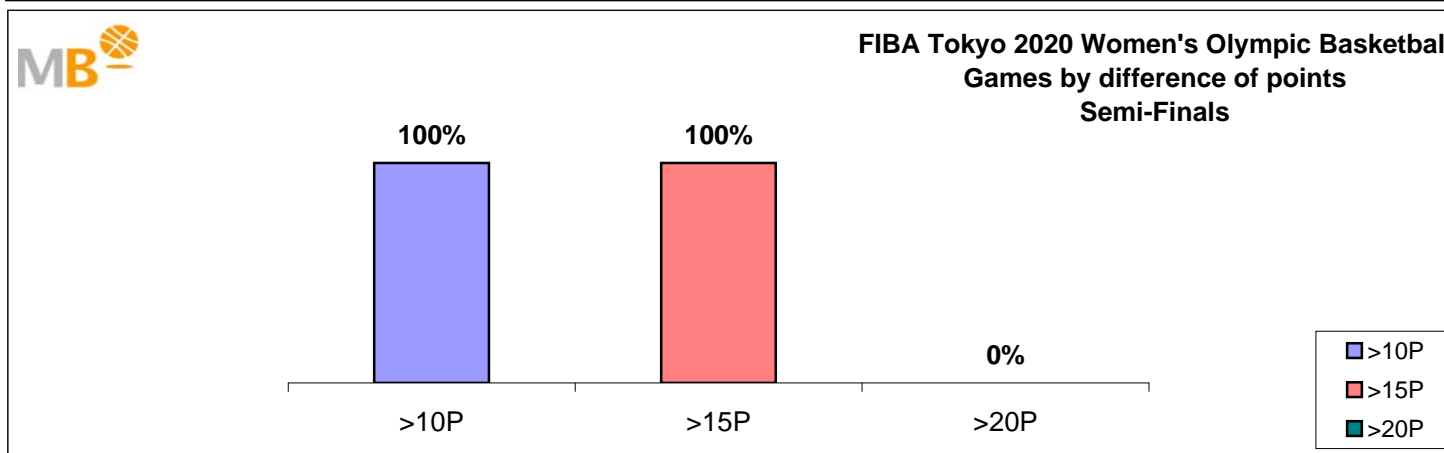
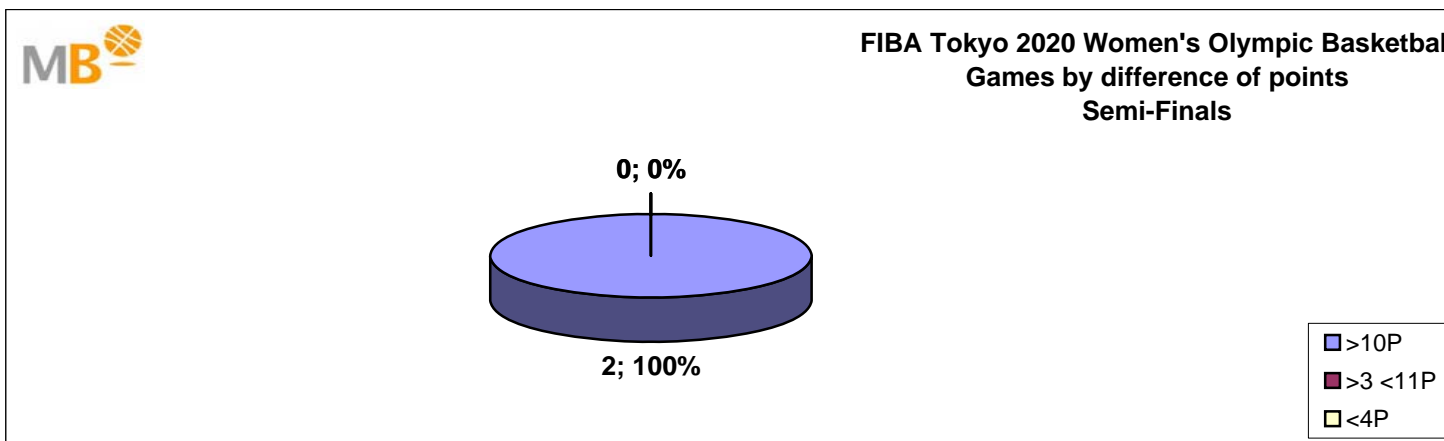
- >10P** Games finished with a difference of more than 10 points
- >15P** Games finished with a difference of more than 15 points
- >20P** Games finished with a difference of more than 20 points
- >3<11P** Games finished with a difference between 4 and 10 points
- <4P** Games finished with a difference of less than 4 points

Games: 2

08-Aug-21

FIBA Tokyo 2020 Women's Olympic Basketball

Semi-Finals



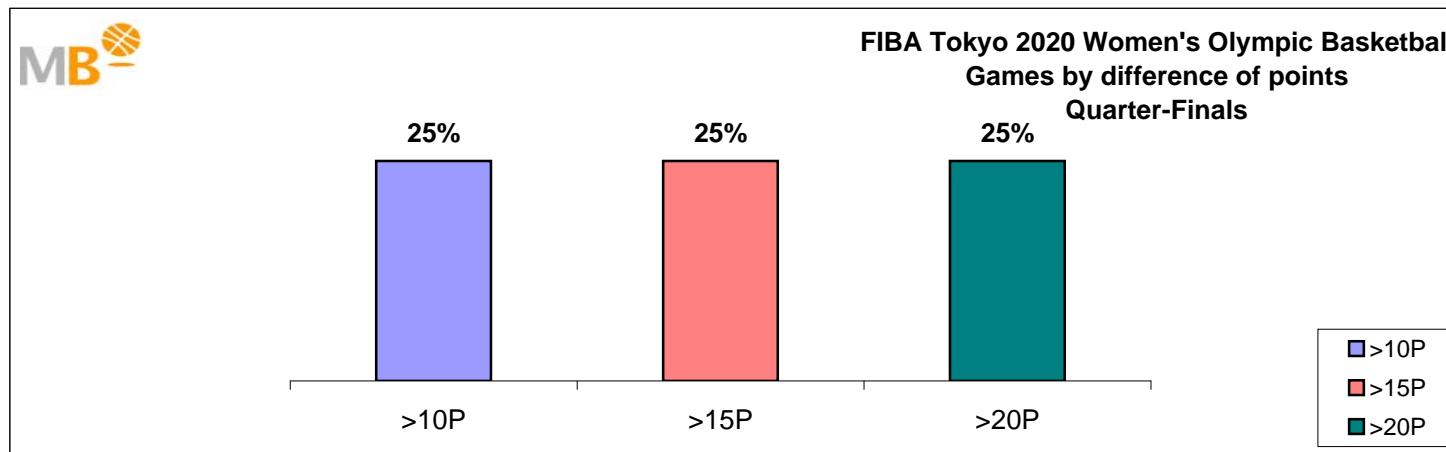
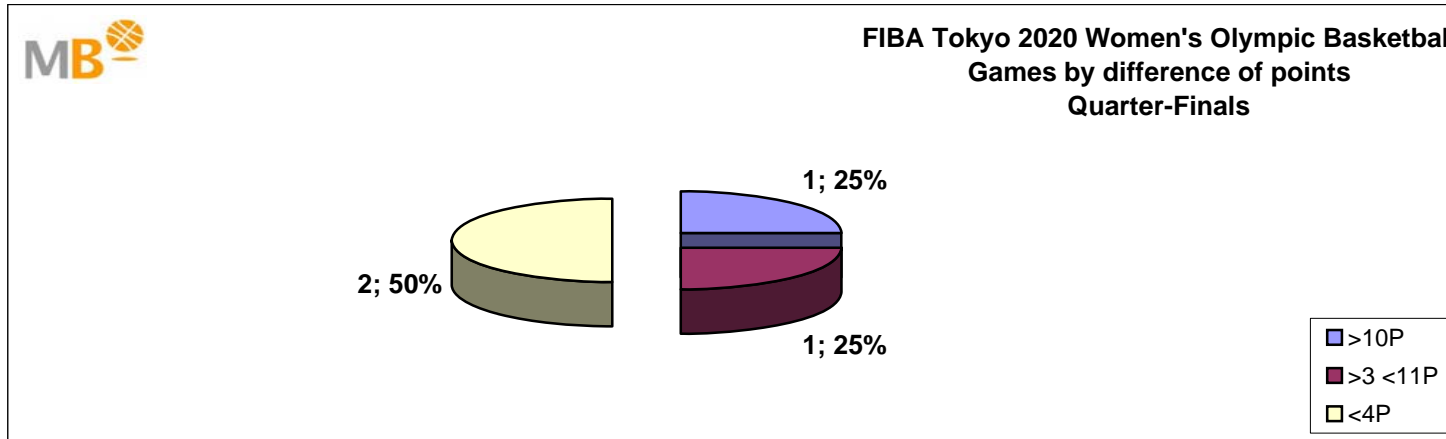
- >10P Games finished with a difference of more than 10 points
- >15P Games finished with a difference of more than 15 points
- >20P Games finished with a difference of more than 20 points
- >3<11P Games finished with a difference between 4 and 10 points
- <4P Games finished with a difference of less than 4 points

Games: 2

06-Aug-21

FIBA Tokyo 2020 Women's Olympic Basketball

Quarter-Finals



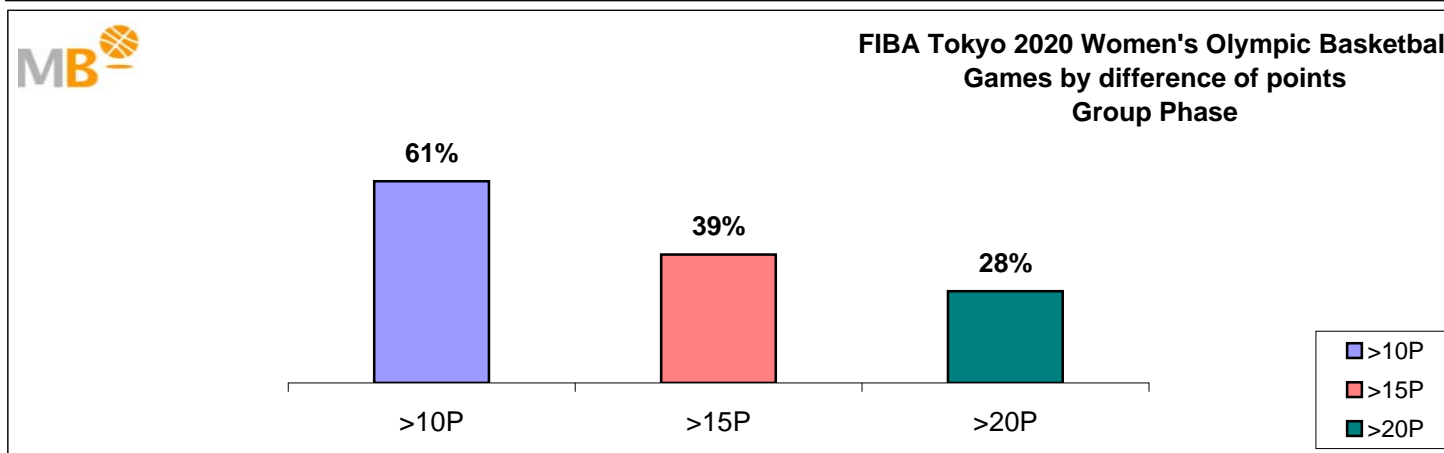
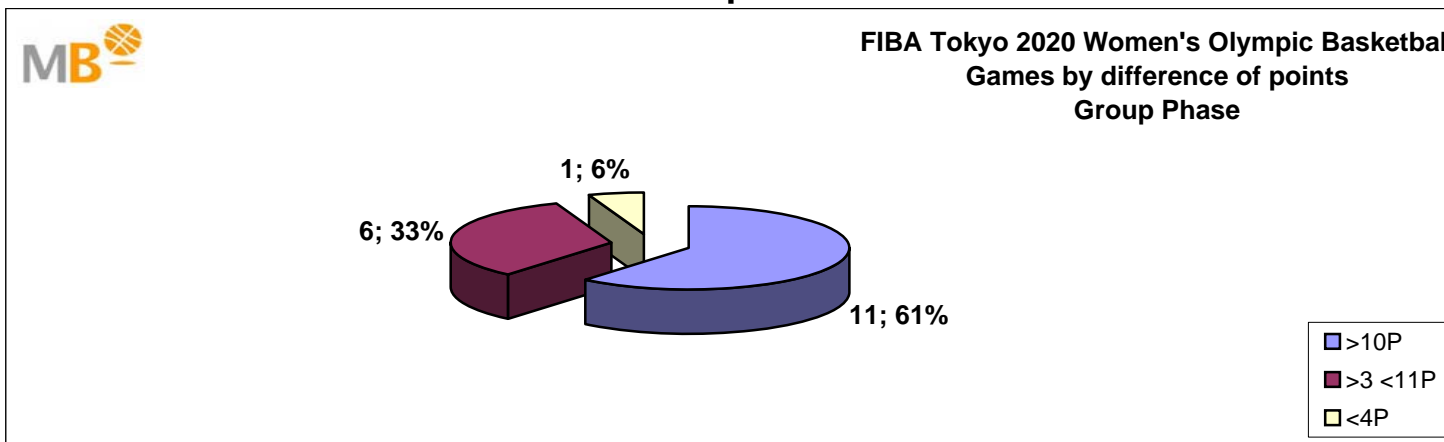
- >10P Games finished with a difference of more than 10 points
- >15P Games finished with a difference of more than 15 points
- >20P Games finished with a difference of more than 20 points
- >3<11P Games finished with a difference between 4 and 10 points
- <4P Games finished with a difference of less than 4 points

Games: 4

04-Aug-21

FIBA Tokyo 2020 Women's Olympic Basketball

Group Phase



- >10P Games finished with a difference of more than 10 points
- >15P Games finished with a difference of more than 15 points
- >20P Games finished with a difference of more than 20 points
- >3<11P Games finished with a difference between 4 and 10 points
- <4P Games finished with a difference of less than 4 points

Games: 18

02-Aug-21

FIBA Tokyo 2020 Women's Olympic Basketball

Group Phase



Group A

#	Team	P	GAMES			%	STREAK	GAME POINTS					POINTS
			W	L			Last 3	For	Agt	+/-	FA	AA	
1	Spain	3	3	0	100		1-1-1	234	205	29	78	68.3	6
2	Serbia	3	2	1	66.7		1-0-1	207	214	-7	69	71.3	5
3	Canada	3	1	2	33.3		0-1-0	208	201	7	69.3	67	4
4	Korea	3	0	3	0		0-0-0	183	212	-29	61	70.7	3

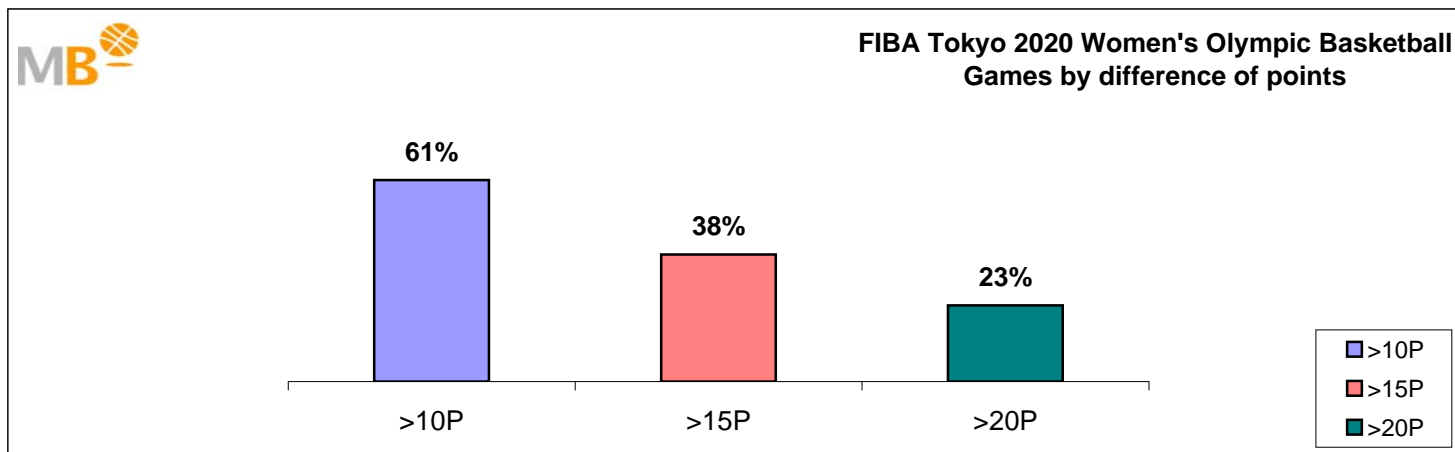
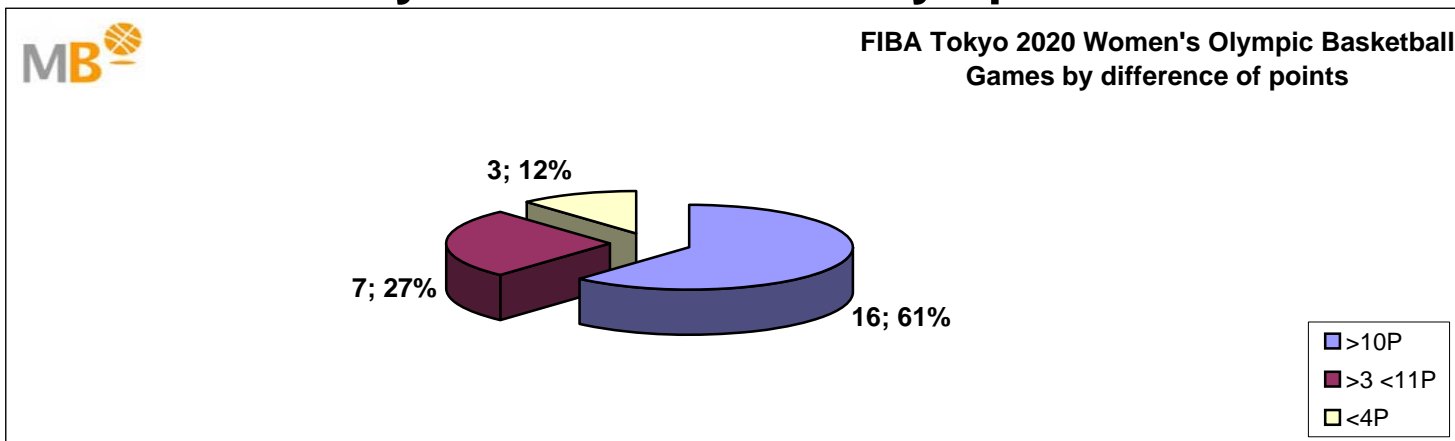
Group B

#	Team	P	GAMES			%	STREAK	GAME POINTS					POINTS
			W	L			Last 3	For	Agt	+/-	FA	AA	
1	USA	3	3	0	100		1-1-1	260	223	37	86.7	74.3	6
2	Japan	3	2	1	66.7		1-0-1	245	239	6	81.7	79.7	5
3	France	3	1	2	33.3		0-1-0	239	229	10	79.7	76.3	4
4	Nigeria	3	0	3	0		0-0-0	217	270	-53	72.3	90	3

Group C

#	Team	P	GAMES			%	STREAK	GAME POINTS					POINTS
			W	L			Last 3	For	Agt	+/-	FA	AA	
1	China	3	3	0	100		1-1-1	247	191	56	82.3	63.7	6
2	Belgium	3	2	1	66.7		1-1-0	234	196	38	78	65.3	5
3	Australia	3	1	2	33.3		0-0-1	240	230	10	80	76.7	4
4	Puerto Rico	3	0	3	0		0-0-0	176	280	-104	58.7	93.3	3

FIBA Tokyo 2020 Women's Olympic Basketball



- >10P Games finished with a difference of more than 10 points
- >15P Games finished with a difference of more than 15 points
- >20P Games finished with a difference of more than 20 points
- >3<11P Games finished with a difference between 4 and 10 points
- <4P Games finished with a difference of less than 4 points

Games: 26

08-Aug-21

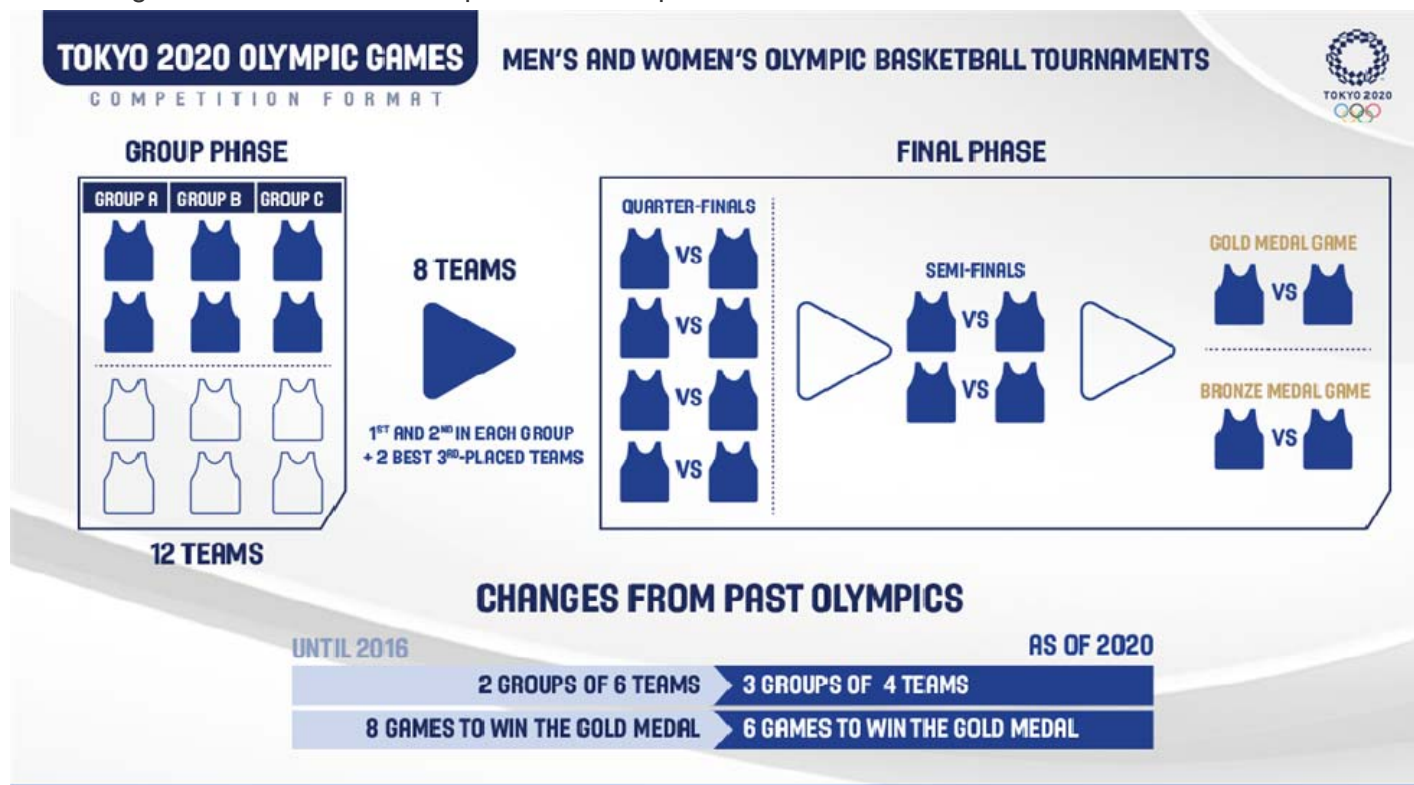
FIBA Tokyo 2020 Men's Olympic Basketball

Competition System

Group Phase

In both tournaments, the 12 teams are divided into 3 groups (A, B and C) of 4 teams each. This stage of the competition is played in a round robin format, with each team playing all other teams in its group (a total of 3 games for each team).

The teams placed first and second in each group and the 2 best third-placed teams in the Group Phase qualify for the Final Phase. The remaining 4 teams take no further part in the competition.



Final Phase

A draw will take place following the conclusion of the Group Phase to determine the pairings of the Quarter-Finals. The winners of the groups (3 teams) and the second-placed team with the best result (1 team) from the Group Phase are placed in one pot (D), while the 2 remaining second-placed teams and 2 best third-placed teams in another pot (E). Teams from the same group in the Group Phase cannot be drawn against each other in the Quarter-Finals.

This stage of the competition is played in a knockout format and the draw will produce an Olympic bracket for the road to the gold medal.

To be crowned Olympic champion, a team has to play 6 games - 3 in the Group Phase and 3 in the Final Phase (Quarter-Finals, Semi-Finals, Gold Medal Game), instead of 8 as in past tournaments.

For more information, consult pages 44-46 of the FIBA Internal Regulations - Book 2 (Competitions).