

U18 European Championship Women

Slovenia 2015

Spain



News

Accumulated

Points per Minute

| | |
|----------------|------|
| Salvadores, A. | 0,54 |
| Conde, M. | 0,46 |
| Raventos, L. | 0,38 |
| Lopez, I. | 0,19 |

40'

| |
|----|
| 22 |
| 18 |
| 15 |
| 8 |

| | |
|-------------|------|
| Cazorla, M. | 0,17 |
| Lopez, A. | 0,33 |
| Muhate, C. | 0,18 |
| Caceres, N. | 0,28 |

40'

| |
|----|
| 7 |
| 13 |
| 7 |
| 11 |

| | |
|------------|------|
| Ginzo, P. | 0,28 |
| Che, C. | 0,10 |
| Diallo, U. | 0,22 |
| Perez, M. | 0,03 |

40'

| |
|----|
| 11 |
| 4 |
| 9 |
| 1 |

Accumulated Second Round

Points per Minute

| | |
|----------------|------|
| Salvadores, A. | 0,53 |
| Conde, M. | 0,42 |
| Raventos, L. | 0,39 |
| Cazorla, M. | 0,20 |

40'

| |
|----|
| 21 |
| 17 |
| 15 |
| 8 |

| | |
|------------|------|
| Lopez, I. | 0,18 |
| Lopez, A. | 0,48 |
| Muhate, C. | 0,16 |
| Ginzo, P. | 0,28 |

40'

| |
|----|
| 7 |
| 19 |
| 6 |
| 11 |

| | |
|-------------|------|
| Caceres, N. | 0,28 |
| Che, C. | 0,11 |
| Diallo, U. | 0,22 |
| Perez, M. | 0,04 |

40'

| |
|----|
| 11 |
| 4 |
| 9 |
| 1 |

Accumulated First Round

Points per Minute

| | |
|----------------|------|
| Conde, M. | 0,46 |
| Salvadores, A. | 0,48 |
| Raventos, L. | 0,40 |
| Muhate, C. | 0,26 |

40'

| |
|----|
| 19 |
| 19 |
| 16 |
| 11 |

| | |
|-------------|------|
| Cazorla, M. | 0,13 |
| Lopez, I. | 0,08 |
| Ginzo, P. | 0,23 |
| Diallo, U. | 0,31 |

40'

| |
|----|
| 5 |
| 3 |
| 9 |
| 12 |

| | |
|-------------|------|
| Lopez, A. | 0,30 |
| Perez, M. | 0,08 |
| Caceres, N. | 0,00 |
| Che, C. | 0,00 |

40'

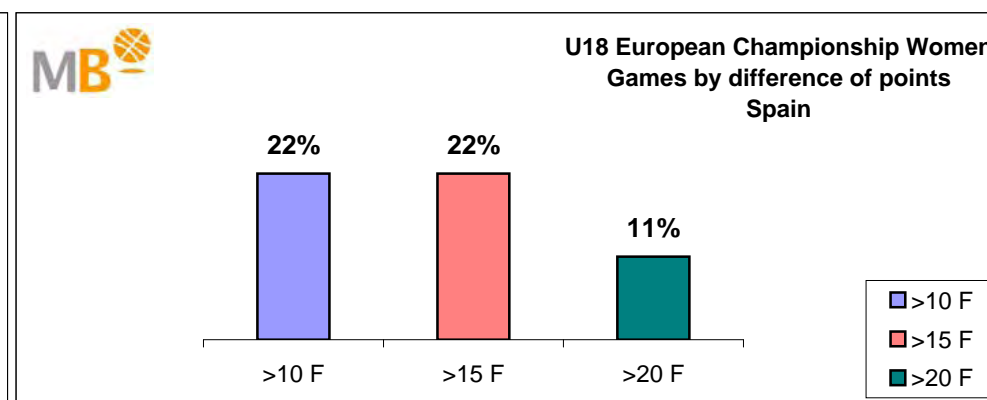
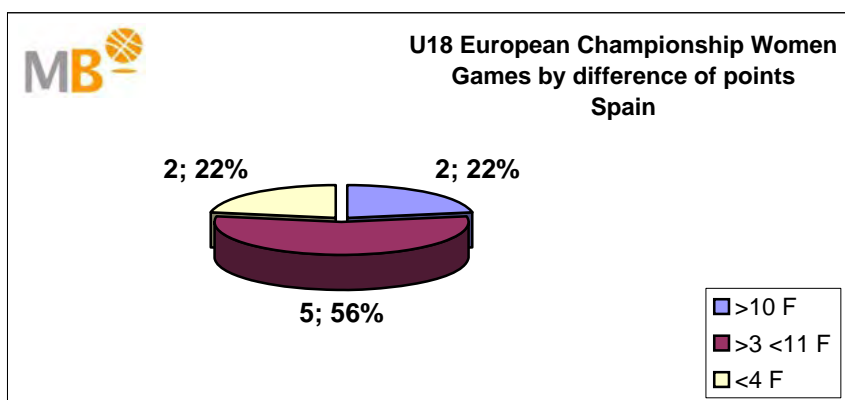
| |
|----|
| 12 |
| 3 |
| 0 |
| 0 |

U18 European Championship Women Slovenia 2015

Spain



| Games | Score | 1Q | 2Q | 3Q | 4Q | O | O | T | T | E2 ^o Q | E3 ^o Q | >10 2 ^o | >10 3 ^o | >10 F | >3 <11 F | <4 F | | | | | | | |
|------------------|----------------|----|----|----|----|----|----|----|----|-------------------|-------------------|--------------------|--------------------|-------|----------|------|----|----------|----------|----------|----------|----------|---|
| 1 Spain-Russia | 70 - 63 | 6 | 23 | 14 | 16 | 30 | 10 | 20 | 14 | | | 70 | 63 | 20 | 39 | 50 | 49 | 1 | 0 | 0 | 1 | 0 | |
| 2 Poland-Spain | 46 - 50 | 14 | 16 | 8 | 13 | 12 | 9 | 8 | 4 | 4 | 8 | 42 | 42 | 22 | 29 | 34 | 38 | 0 | 0 | 0 | 0 | 0 | 1 |
| 3 Spain-Portugal | 66 - 61 | 12 | 14 | 19 | 12 | 8 | 8 | 13 | 18 | 14 | 9 | 66 | 61 | 31 | 26 | 39 | 34 | 0 | 0 | 0 | 0 | 1 | 0 |
| 4 Spain-Israel | 83 - 52 | 18 | 16 | 23 | 17 | 32 | 13 | 10 | 6 | | | 83 | 52 | 41 | 33 | 73 | 46 | 0 | 1 | 1 | 0 | 0 | 0 |
| 5 Italy-Spain | 67 - 68 | 18 | 13 | 9 | 7 | 15 | 24 | 17 | 15 | 8 | 9 | 67 | 68 | 27 | 20 | 42 | 44 | 0 | 0 | 0 | 0 | 0 | 1 |
| 6 Spain-France | 54 - 58 | 19 | 6 | 12 | 8 | 5 | 25 | 18 | 19 | | | 54 | 58 | 31 | 14 | 36 | 39 | 1 | 0 | 0 | 0 | 1 | 0 |
| 7 Spain-Belgium | 59 - 53 | 25 | 15 | 18 | 13 | 11 | 13 | 5 | 12 | | | 59 | 53 | 43 | 28 | 54 | 41 | 1 | 1 | 0 | 0 | 1 | 0 |
| 8 Italy-Spain | 56 - 66 | 13 | 14 | 15 | 18 | 10 | 11 | 18 | 23 | | | 56 | 66 | 28 | 32 | 38 | 43 | 0 | 0 | 0 | 0 | 1 | 0 |
| 9 France-Spain | 60 - 76 | 16 | 10 | 11 | 25 | 19 | 20 | 14 | 21 | | | 60 | 76 | 27 | 35 | 46 | 55 | 0 | 0 | 0 | 1 | 0 | 0 |
| | | | | | | | | | | | | | | | | | | 3 | 2 | 2 | 5 | 2 | |



Gold Medal
Spain

| | |
|----------|--|
| >10 F | Games finished with a difference of more than 10 points |
| >15 F | Games finished with a difference of more than 15 points |
| >20 F | Games finished with a difference of more than 20 points |
| >3 <11 F | Games finished with a difference between 4 and 10 points |
| <4 F | Games finished with a difference of less than 4 points |



U18 European Championship Women Slovenia 2015



Spain

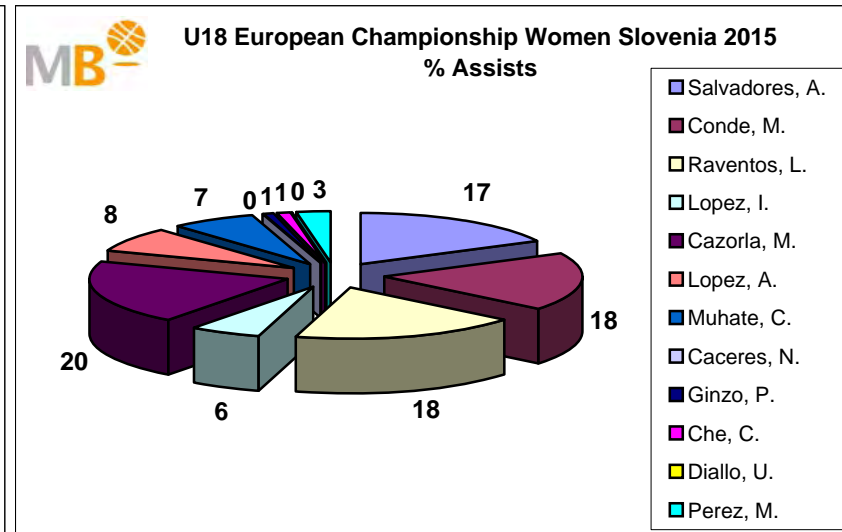
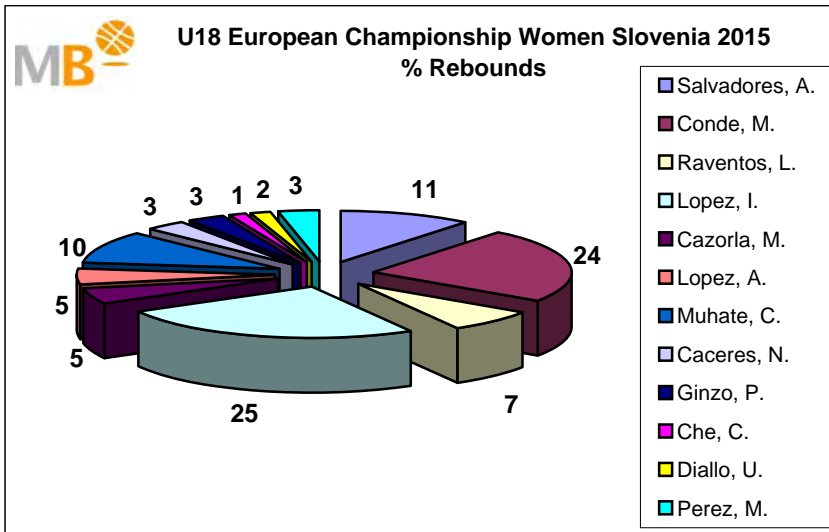
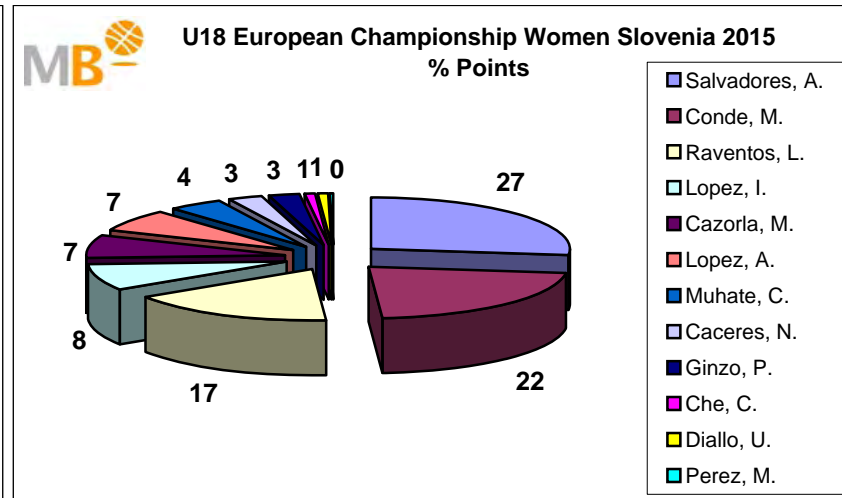
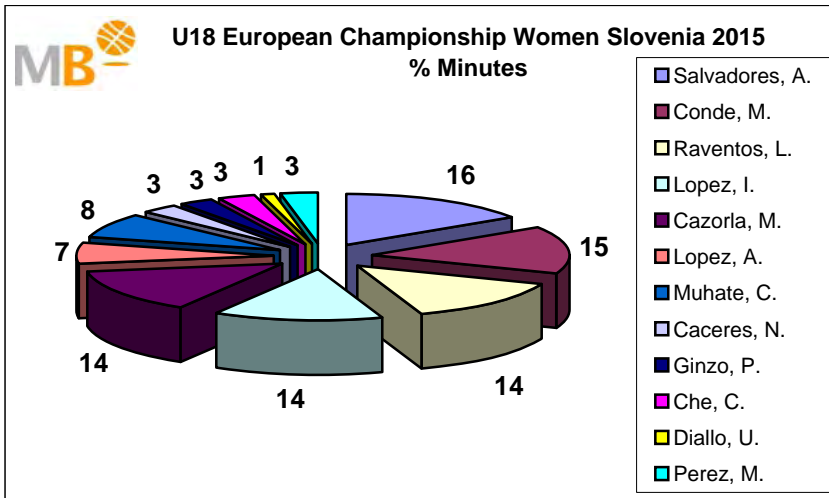


| TOTAL | | | FG | | 2P FG | | 3P FG | | FT | | Reb | | | PF | | | | | Pts | |
|-----------------------|---|------------|----------------|-------------|----------------|-------------|---------------|-------------|----------------|-------------|------------|------------|------------|------------|------------|-----------|-----------|------------|------------|------------|
| Name | G | Min | M/A | % | M/A | % | M/A | % | M/A | % | O | D | Tot | AS | TO | ST | BS | C | D | Pts |
| <u>Salvadores, A.</u> | 8 | 296 | 57/157 | 36.3 | 50/130 | 38.5 | 7/27 | 25.9 | 39/51 | 76.5 | 13 | 26 | 39 | 18 | 36 | 8 | 2 | 19 | 45 | 160 |
| <u>Conde, M.</u> | 8 | 283 | 44/118 | 37.3 | 36/92 | 39.1 | 8/26 | 30.8 | 34/46 | 73.9 | 26 | 60 | 86 | 19 | 20 | 11 | 3 | 16 | 40 | 130 |
| <u>Raventos, L.</u> | 9 | 261 | 41/98 | 41.8 | 34/64 | 53.1 | 7/34 | 20.6 | 10/11 | 90.9 | 6 | 20 | 26 | 19 | 9 | 14 | 1 | 26 | 15 | 99 |
| <u>Lopez, I.</u> | 9 | 258 | 22/48 | 45.8 | 22/48 | 45.8 | 0/0 | 0.0 | 6/23 | 26.1 | 34 | 57 | 91 | 6 | 10 | 13 | 7 | 23 | 20 | 50 |
| <u>Cazorla, M.</u> | 9 | 260 | 15/53 | 28.3 | 9/25 | 36.0 | 6/28 | 21.4 | 7/12 | 58.3 | 3 | 15 | 18 | 21 | 12 | 17 | 2 | 10 | 23 | 43 |
| <u>Lopez, A.</u> | 8 | 125 | 15/32 | 46.9 | 4/12 | 33.3 | 11/20 | 55.0 | 0/2 | 0.0 | 7 | 12 | 19 | 8 | 6 | 9 | 0 | 9 | 3 | 41 |
| <u>Muhate, C.</u> | 9 | 145 | 13/32 | 40.6 | 13/32 | 40.6 | 0/0 | 0.0 | 0/5 | 0.0 | 9 | 28 | 37 | 7 | 4 | 5 | 3 | 8 | 5 | 26 |
| <u>Caceres, N.</u> | 7 | 57 | 6/16 | 37.5 | 2/6 | 33.3 | 4/10 | 40.0 | 0/0 | 0.0 | 2 | 10 | 12 | 0 | 6 | 1 | 0 | 6 | 1 | 16 |
| <u>Ginzo, P.</u> | 6 | 53 | 5/17 | 29.4 | 5/16 | 31.3 | 0/1 | 0.0 | 5/6 | 83.3 | 4 | 7 | 11 | 1 | 2 | 1 | 0 | 5 | 5 | 15 |
| <u>Che, C.</u> | 7 | 60 | 3/16 | 18.8 | 3/11 | 27.3 | 0/5 | 0.0 | 0/0 | 0.0 | 0 | 5 | 5 | 1 | 4 | 1 | 0 | 5 | 3 | 6 |
| <u>Diallo, U.</u> | 4 | 18 | 1/4 | 25.0 | 1/4 | 25.0 | 0/0 | 0.0 | 2/2 | 100.0 | 2 | 4 | 6 | 0 | 2 | 0 | 0 | 5 | 3 | 4 |
| <u>Perez, M.</u> | 5 | 58 | 1/16 | 6.3 | 1/9 | 11.1 | 0/7 | 0.0 | 0/0 | 0.0 | 8 | 4 | 12 | 3 | 1 | 1 | 0 | 3 | 0 | 2 |
| TEAM/Coach | | | | | | | | | | | 23 | 36 | 59 | | | | | | | |
| TOTAL | 9 | | 223/607 | 36.7 | 180/449 | 40.1 | 43/158 | 27.2 | 103/158 | 65.2 | 137 | 284 | 421 | 103 | 126 | 81 | 18 | 135 | 163 | 592 |

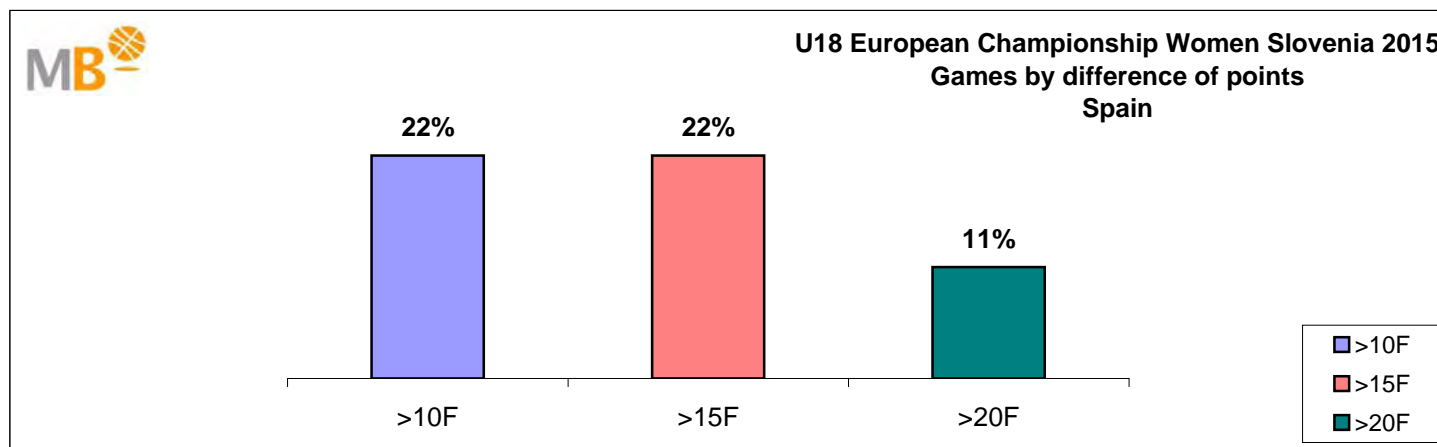
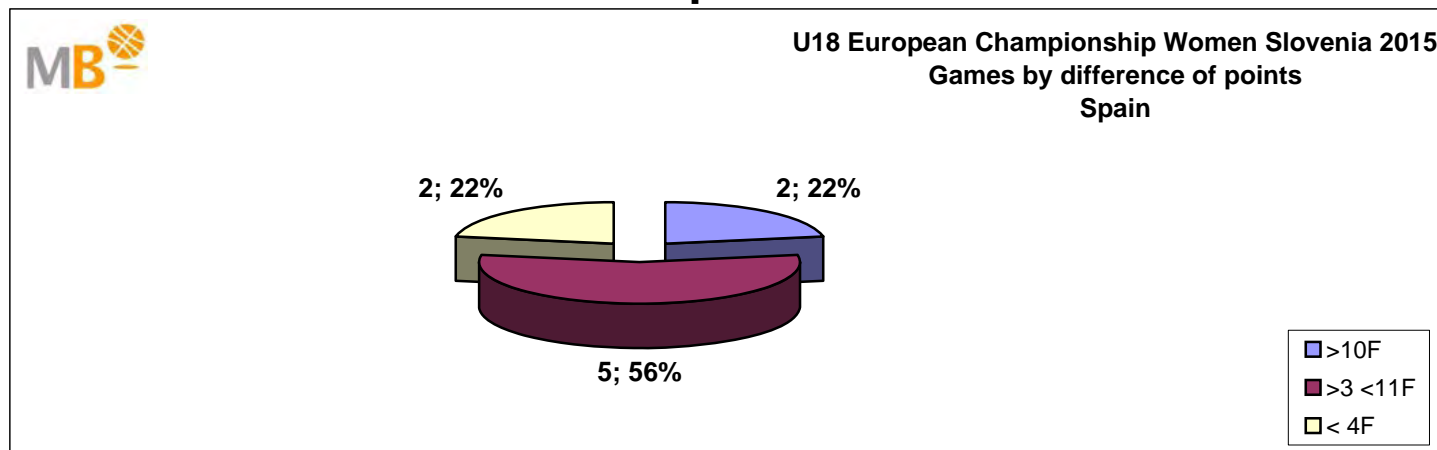
| AVERAGE | | | FG | | 2P FG | | 3P FG | | FT | | Reb | | | PF | | | | | Pts | |
|-----------------------|---|-------------|------------------|-------------|------------------|-------------|-----------------|-------------|------------------|-------------|-------------|-------------|-------------|-------------|-------------|------------|------------|-------------|-------------|-------------|
| Name | G | Min | M/A | % | M/A | % | M/A | % | M/A | % | O | D | Tot | AS | TO | ST | BS | C | D | Pts |
| <u>Salvadores, A.</u> | 8 | 37.0 | 7.1/19.6 | 36.3 | 6.3/16.3 | 38.5 | 0.9/3.4 | 25.9 | 4.9/6.4 | 76.5 | 1.6 | 3.3 | 4.9 | 2.3 | 4.5 | 1.0 | 0.3 | 2.4 | 5.6 | 20.0 |
| <u>Conde, M.</u> | 8 | 35.4 | 5.5/14.8 | 37.3 | 4.5/11.5 | 39.1 | 1.0/3.3 | 30.8 | 4.3/5.8 | 73.9 | 3.3 | 7.5 | 10.8 | 2.4 | 2.5 | 1.4 | 0.4 | 2.0 | 5.0 | 16.3 |
| <u>Raventos, L.</u> | 9 | 29.0 | 4.6/10.9 | 41.8 | 3.8/7.1 | 53.1 | 0.8/3.8 | 20.6 | 1.1/1.2 | 90.9 | 0.7 | 2.2 | 2.9 | 2.1 | 1.0 | 1.6 | 0.1 | 2.9 | 1.7 | 11.0 |
| <u>Lopez, I.</u> | 9 | 28.7 | 2.4/5.3 | 45.8 | 2.4/5.3 | 45.8 | 0.0/0.0 | 0.0 | 0.7/2.6 | 26.1 | 3.8 | 6.3 | 10.1 | 0.7 | 1.1 | 1.4 | 0.8 | 2.6 | 2.2 | 5.6 |
| <u>Lopez, A.</u> | 8 | 15.6 | 1.9/4.0 | 46.9 | 0.5/1.5 | 33.3 | 1.4/2.5 | 55.0 | 0.0/0.3 | 0.0 | 0.9 | 1.5 | 2.4 | 1.0 | 0.8 | 1.1 | 0.0 | 1.1 | 0.4 | 5.1 |
| <u>Cazorla, M.</u> | 9 | 28.9 | 1.7/5.9 | 28.3 | 1.0/2.8 | 36.0 | 0.7/3.1 | 21.4 | 0.8/1.3 | 58.3 | 0.3 | 1.7 | 2.0 | 2.3 | 1.3 | 1.9 | 0.2 | 1.1 | 2.6 | 4.8 |
| <u>Muhate, C.</u> | 9 | 16.1 | 1.4/3.6 | 40.6 | 1.4/3.6 | 40.6 | 0.0/0.0 | 0.0 | 0.0/0.6 | 0.0 | 1.0 | 3.1 | 4.1 | 0.8 | 0.4 | 0.6 | 0.3 | 0.9 | 0.6 | 2.9 |
| <u>Ginzo, P.</u> | 6 | 8.8 | 0.8/2.8 | 29.4 | 0.8/2.7 | 31.3 | 0.0/0.2 | 0.0 | 0.8/1.0 | 83.3 | 0.7 | 1.2 | 1.8 | 0.2 | 0.3 | 0.2 | 0.0 | 0.8 | 0.8 | 2.5 |
| <u>Caceres, N.</u> | 7 | 8.1 | 0.9/2.3 | 37.5 | 0.3/0.9 | 33.3 | 0.6/1.4 | 40.0 | 0.0/0.0 | 0.0 | 0.3 | 1.4 | 1.7 | 0.0 | 0.9 | 0.1 | 0.0 | 0.9 | 0.1 | 2.3 |
| <u>Diallo, U.</u> | 4 | 4.5 | 0.3/1.0 | 25.0 | 0.3/1.0 | 25.0 | 0.0/0.0 | 0.0 | 0.5/0.5 | 100.0 | 0.5 | 1.0 | 1.5 | 0.0 | 0.5 | 0.0 | 0.0 | 1.3 | 0.8 | 1.0 |
| <u>Che, C.</u> | 7 | 8.6 | 0.4/2.3 | 18.8 | 0.4/1.6 | 27.3 | 0.0/0.7 | 0.0 | 0.0/0.0 | 0.0 | 0.0 | 0.7 | 0.7 | 0.1 | 0.6 | 0.1 | 0.0 | 0.7 | 0.4 | 0.9 |
| <u>Perez, M.</u> | 5 | 11.6 | 0.2/3.2 | 6.3 | 0.2/1.8 | 11.1 | 0.0/1.4 | 0.0 | 0.0/0.0 | 0.0 | 1.6 | 0.8 | 2.4 | 0.6 | 0.2 | 0.2 | 0.0 | 0.6 | 0.0 | 0.4 |
| TEAM/Coach | | | | | | | | | | | 2.6 | 4.0 | 6.6 | | | | | | | |
| TOTAL | 9 | | 24.8/67.4 | 36.7 | 20.0/49.9 | 40.1 | 4.8/17.6 | 27.2 | 11.4/17.6 | 65.2 | 15.2 | 31.6 | 46.8 | 11.4 | 14.0 | 9.0 | 2.0 | 15.0 | 18.1 | 65.8 |

U18 European Championship Women Slovenia 2015

Accumulated Spain



U18 European Championship Women Slovenia 2015 Spain



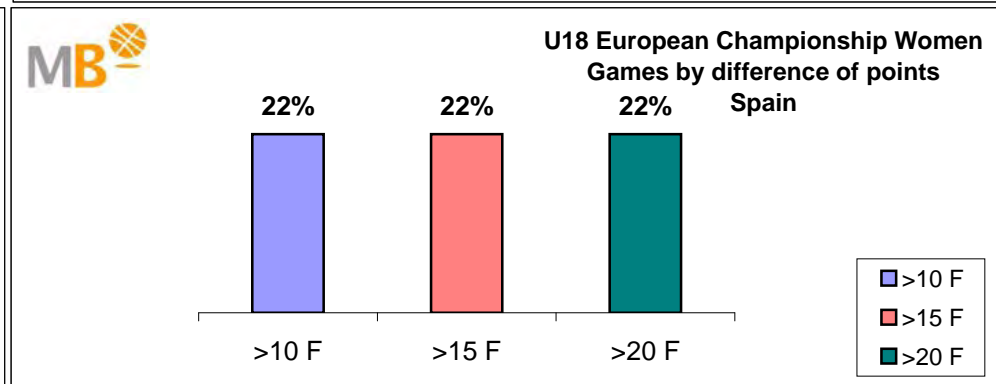
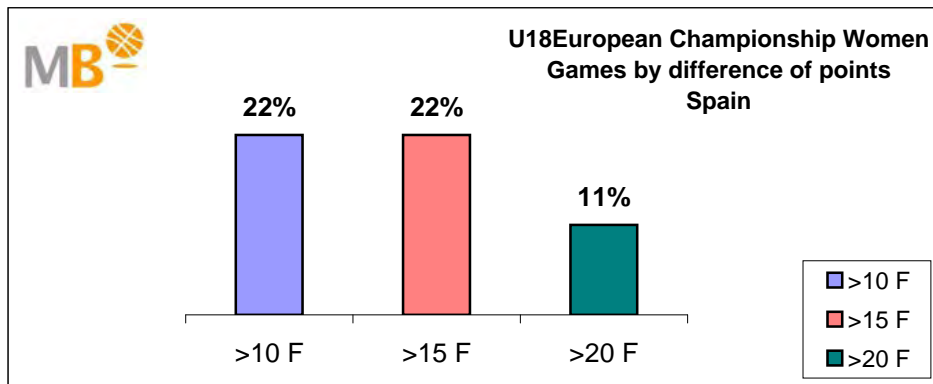
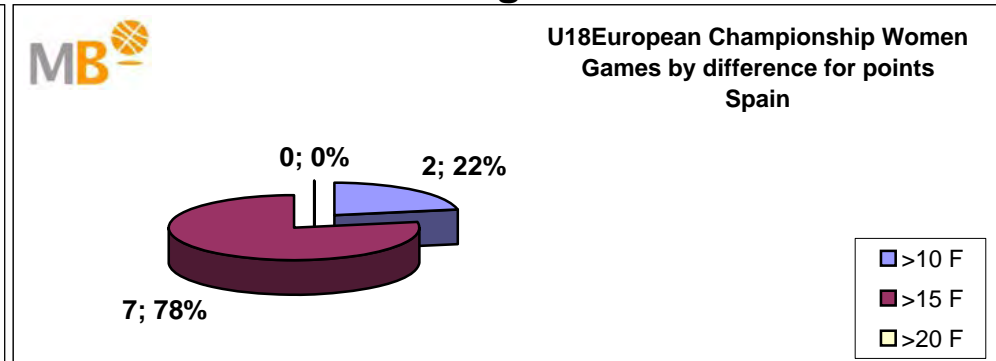
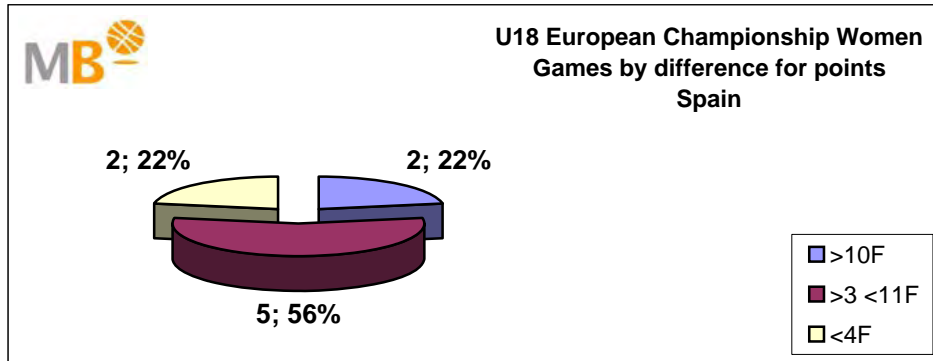
| | |
|---------|--|
| >10 F | Games finished with a difference of more than 10 points |
| >15 F | Games finished with a difference of more than 15 points |
| >20 F | Games finished with a difference of more than 20 points |
| >3<11 F | Games finished with a difference between 4 and 10 points |
| <4 F | Games finished with a difference of less than 4 points |

Games: 9
09-Aug-15
W: 8
L: 1

U18 European Championship Women

Slovenia 2015

Portugal 2014



Games: 9

9-Aug-15

W: 8

L: 1

Gold Medal

| | |
|---------|--|
| >10 F | Games finished with a difference of more than 10 points |
| >15 F | Games finished with a difference of more than 15 points |
| >20 F | Games finished with a difference of more than 20 points |
| >3<11 F | Games finished with a difference between 4 and 10 points |
| <4 F | Games finished with a difference of less than 4 points |

Games: 9

27-Jul-14

W: 8

L: 1

3th Place

U18 European Championship Women Slovenia 2015

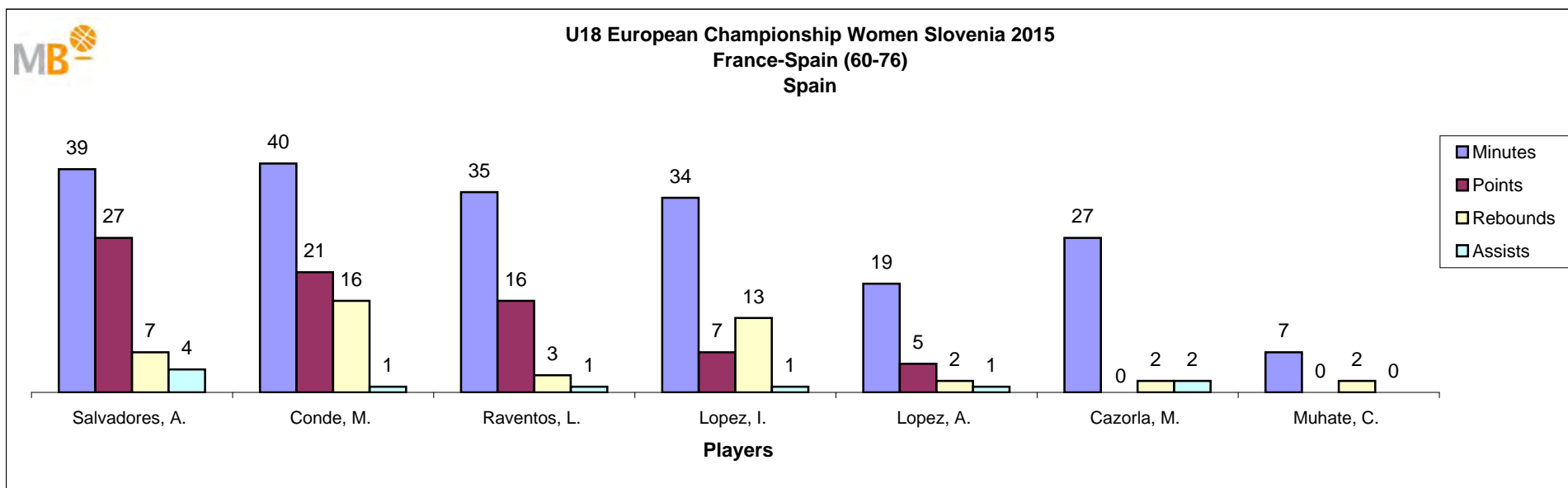
Final

France-Spain (60-76)

Spain



| Name | Min | FG | | 2P FG | | 3P FG | | FT | | Reb | | | | PF | | | | +/- | Pts | |
|--------------------------|-----|-------|------|-------|------|-------|-------|-------|-------|-----|----|-----|----|----|----|----|----|-----|-----|----|
| | | M/A | % | M/A | % | M/A | % | M/A | % | O | D | Tot | AS | TO | ST | BS | C | | | D |
| *8 <u>Salvadores, A.</u> | 39 | 10/23 | 43.5 | 10/21 | 47.6 | 0/2 | 0.0 | 7/7 | 100.0 | 3 | 4 | 7 | 4 | 3 | 1 | 0 | 3 | 6 | 20 | 27 |
| *10 <u>Conde, M.</u> | 40 | 6/17 | 35.3 | 6/15 | 40.0 | 0/2 | 0.0 | 9/10 | 90.0 | 1 | 15 | 16 | 1 | 3 | 0 | 1 | 1 | 6 | 16 | 21 |
| *4 <u>Raventos, L.</u> | 35 | 7/13 | 53.8 | 6/8 | 75.0 | 1/5 | 20.0 | 1/1 | 100.0 | 0 | 3 | 3 | 1 | 1 | 2 | 0 | 3 | 2 | 19 | 16 |
| *11 <u>Lopez, I.</u> | 34 | 3/4 | 75.0 | 3/4 | 75.0 | 0/0 | 0.0 | 1/4 | 25.0 | 4 | 9 | 13 | 1 | 1 | 3 | 2 | 4 | 2 | 13 | 7 |
| 6 <u>Lopez, A.</u> | 19 | 2/3 | 66.7 | 1/2 | 50.0 | 1/1 | 100.0 | 0/0 | 0.0 | 1 | 1 | 2 | 1 | 1 | 1 | 0 | 2 | 1 | 6 | 5 |
| *5 <u>Cazorla, M.</u> | 27 | 0/3 | 0.0 | 0/2 | 0.0 | 0/1 | 0.0 | 0/0 | 0.0 | 1 | 1 | 2 | 2 | 3 | 3 | 0 | 2 | 2 | 9 | 0 |
| 9 <u>Muhate, C.</u> | 7 | 0/1 | 0.0 | 0/1 | 0.0 | 0/0 | 0.0 | 0/0 | 0.0 | 0 | 2 | 2 | 0 | 1 | 0 | 0 | 1 | 1 | -3 | 0 |
| 7 <u>Che, C.</u> | DNP | | | | | | | | | | | | | | | | | | | |
| 12 <u>Caceres, N.</u> | DNP | | | | | | | | | | | | | | | | | | | |
| 13 <u>Ginzo, P.</u> | DNP | | | | | | | | | | | | | | | | | | | |
| 14 <u>Diallo, U.</u> | DNP | | | | | | | | | | | | | | | | | | | |
| 15 <u>Perez, M.</u> | DNP | | | | | | | | | | | | | | | | | | | |
| TEAM/Coach | | | | | | | | | | | | 1 | 3 | 4 | | | | | | |
| TOTAL | | 28/64 | 43.8 | 26/53 | 49.1 | 2/11 | 18.2 | 18/22 | 81.8 | 11 | 38 | 49 | 10 | 15 | 10 | 3 | 16 | 20 | 80 | 76 |



U18 European Championship Women Slovenia 2015

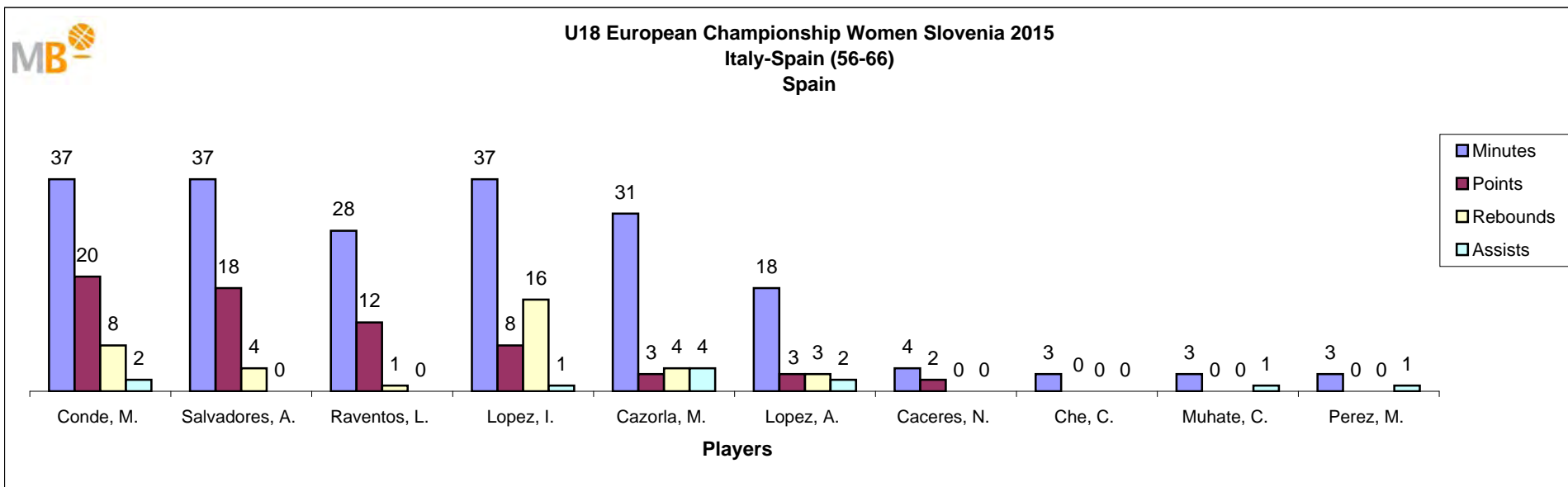
Semi-Final

Italy-Spain (56-66)

Spain



| Name | Min | FG | | 2P FG | | 3P FG | | FT | | Reb | | | PF | | | | | +/- | Pts | |
|--------------------------|-----|-------|-------|-------|-------|-------|------|-------|------|-----|----|-----|----|----|----|----|----|-----|-----|----|
| | | M/A | % | M/A | % | M/A | % | M/A | % | O | D | Tot | AS | TO | ST | BS | C | | | D |
| *10 <u>Conde, M.</u> | 37 | 5/18 | 27.8 | 5/16 | 31.3 | 0/2 | 0.0 | 10/11 | 90.9 | 6 | 2 | 8 | 2 | 2 | 2 | 0 | 3 | 9 | 9 | 20 |
| *8 <u>Salvadores, A.</u> | 37 | 8/25 | 32.0 | 8/17 | 47.1 | 0/8 | 0.0 | 2/3 | 66.7 | 1 | 3 | 4 | 0 | 4 | 1 | 0 | 2 | 3 | 7 | 18 |
| *4 <u>Raventos, L.</u> | 28 | 5/12 | 41.7 | 3/7 | 42.9 | 2/5 | 40.0 | 0/0 | 0.0 | 0 | 1 | 1 | 0 | 1 | 1 | 0 | 1 | 1 | 4 | 12 |
| *11 <u>Lopez, I.</u> | 37 | 4/4 | 100.0 | 4/4 | 100.0 | 0/0 | 0.0 | 0/1 | 0.0 | 8 | 8 | 16 | 1 | 0 | 3 | 1 | 2 | 2 | 7 | 8 |
| *5 <u>Cazorla, M.</u> | 31 | 0/5 | 0.0 | 0/1 | 0.0 | 0/4 | 0.0 | 3/4 | 75.0 | 1 | 3 | 4 | 4 | 1 | 0 | 0 | 1 | 4 | 11 | 3 |
| 6 <u>Lopez, A.</u> | 18 | 1/5 | 20.0 | 0/1 | 0.0 | 1/4 | 25.0 | 0/0 | 0.0 | 2 | 1 | 3 | 2 | 0 | 0 | 0 | 0 | 0 | 2 | 3 |
| 12 <u>Caceres, N.</u> | 4 | 1/2 | 50.0 | 1/1 | 100.0 | 0/1 | 0.0 | 0/0 | 0.0 | 0 | 0 | 0 | 0 | 1 | 0 | 0 | 1 | 1 | 1 | 2 |
| 7 <u>Che, C.</u> | 3 | 0/0 | 0.0 | 0/0 | 0.0 | 0/0 | 0.0 | 0/0 | 0.0 | 0 | 0 | 0 | 0 | 0 | 0 | 0 | 1 | 0 | 3 | 0 |
| 9 <u>Muhate, C.</u> | 3 | 0/0 | 0.0 | 0/0 | 0.0 | 0/0 | 0.0 | 0/0 | 0.0 | 0 | 0 | 0 | 1 | 0 | 0 | 0 | 0 | 0 | 3 | 0 |
| 15 <u>Perez, M.</u> | 3 | 0/0 | 0.0 | 0/0 | 0.0 | 0/0 | 0.0 | 0/0 | 0.0 | 0 | 0 | 0 | 1 | 1 | 0 | 0 | 2 | 0 | 3 | 0 |
| 13 <u>Ginzo, P.</u> | DNP | | | | | | | | | | | | | | | | | | | |
| 14 <u>Diallo, U.</u> | DNP | | | | | | | | | | | | | | | | | | | |
| TEAM/Coach | | | | | | | | | | 4 | 6 | 10 | | | | | | | | |
| TOTAL | | 24/71 | 33.8 | 21/47 | 44.7 | 3/24 | 12.5 | 15/19 | 78.9 | 22 | 24 | 46 | 11 | 13 | 7 | 1 | 13 | 20 | 50 | 66 |



U18 European Championship Women Slovenia 2015

Quarter-Final

Spain-Belgium (59-53)

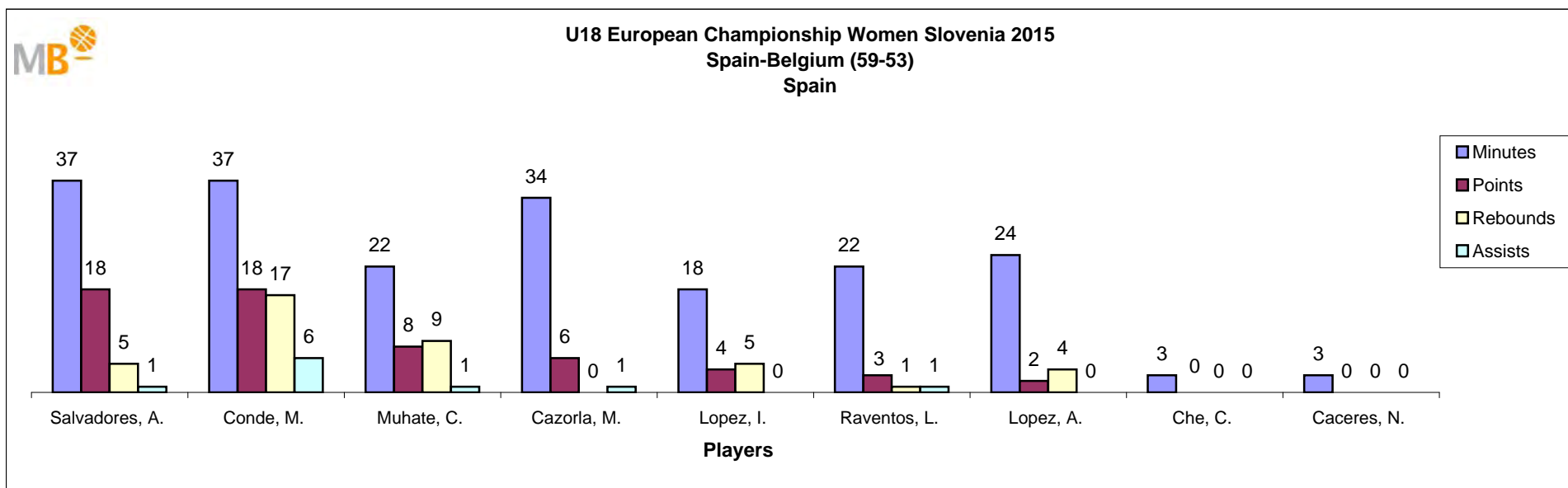
Spain



| Name | Min | FG | | 2P FG | | 3P FG | | FT | | Reb | | | | | PF | | | | | |
|--------------------------|-----|------|------|-------|------|-------|------|-----|-------|-----|----|-----|----|----|----|----|---|---|-----|-----|
| | | M/A | % | M/A | % | M/A | % | M/A | % | O | D | Tot | AS | TO | ST | BS | C | D | +/- | Pts |
| *8 <u>Salvadores, A.</u> | 37 | 6/17 | 35.3 | 6/16 | 37.5 | 0/1 | 0.0 | 6/7 | 85.7 | 3 | 2 | 5 | 1 | 3 | 2 | 0 | 3 | 6 | 5 | 18 |
| *10 <u>Conde, M.</u> | 37 | 6/17 | 35.3 | 5/13 | 38.5 | 1/4 | 25.0 | 5/5 | 100.0 | 7 | 10 | 17 | 6 | 2 | 1 | 1 | 1 | 4 | 7 | 18 |
| 9 <u>Muhate, C.</u> | 22 | 4/8 | 50.0 | 4/8 | 50.0 | 0/0 | 0.0 | 0/3 | 0.0 | 3 | 6 | 9 | 1 | 0 | 0 | 0 | 2 | 2 | 13 | 8 |
| *5 <u>Cazorla, M.</u> | 34 | 2/6 | 33.3 | 0/2 | 0.0 | 2/4 | 50.0 | 0/0 | 0.0 | 0 | 0 | 0 | 1 | 2 | 1 | 0 | 2 | 4 | 4 | 6 |
| *11 <u>Lopez, I.</u> | 18 | 2/6 | 33.3 | 2/6 | 33.3 | 0/0 | 0.0 | 0/0 | 0.0 | 3 | 2 | 5 | 0 | 1 | 0 | 0 | 4 | 2 | -7 | 4 |
| *4 <u>Raventos, L.</u> | 22 | 1/7 | 14.3 | 0/5 | 0.0 | 1/2 | 50.0 | 0/0 | 0.0 | 1 | 0 | 1 | 1 | 2 | 0 | 0 | 5 | 0 | 3 | 3 |
| 6 <u>Lopez, A.</u> | 24 | 1/4 | 25.0 | 1/2 | 50.0 | 0/2 | 0.0 | 0/2 | 0.0 | 1 | 3 | 4 | 0 | 2 | 3 | 0 | 0 | 1 | 11 | 2 |
| 7 <u>Che, C.</u> | 3 | 0/0 | 0.0 | 0/0 | 0.0 | 0/0 | 0.0 | 0/0 | 0.0 | 0 | 0 | 0 | 0 | 0 | 0 | 0 | 1 | 0 | -5 | 0 |
| 12 <u>Caceres, N.</u> | 3 | 0/1 | 0.0 | 0/0 | 0.0 | 0/1 | 0.0 | 0/0 | 0.0 | 0 | 0 | 0 | 0 | 0 | 0 | 0 | 0 | 0 | -1 | 0 |
| 13 <u>Ginzo, P.</u> | DNP | | | | | | | | | | | | | | | | | | | |
| 14 <u>Diallo, U.</u> | DNP | | | | | | | | | | | | | | | | | | | |
| 15 <u>Perez, M.</u> | DNP | | | | | | | | | | | | | | | | | | | |

4 3 7

22/66 33.3 18/52 34.6 4/14 28.6 11/17 64.7 22 26 48 10 15 7 1 18 19 30 59



U18 European Championship Women Slovenia 2015

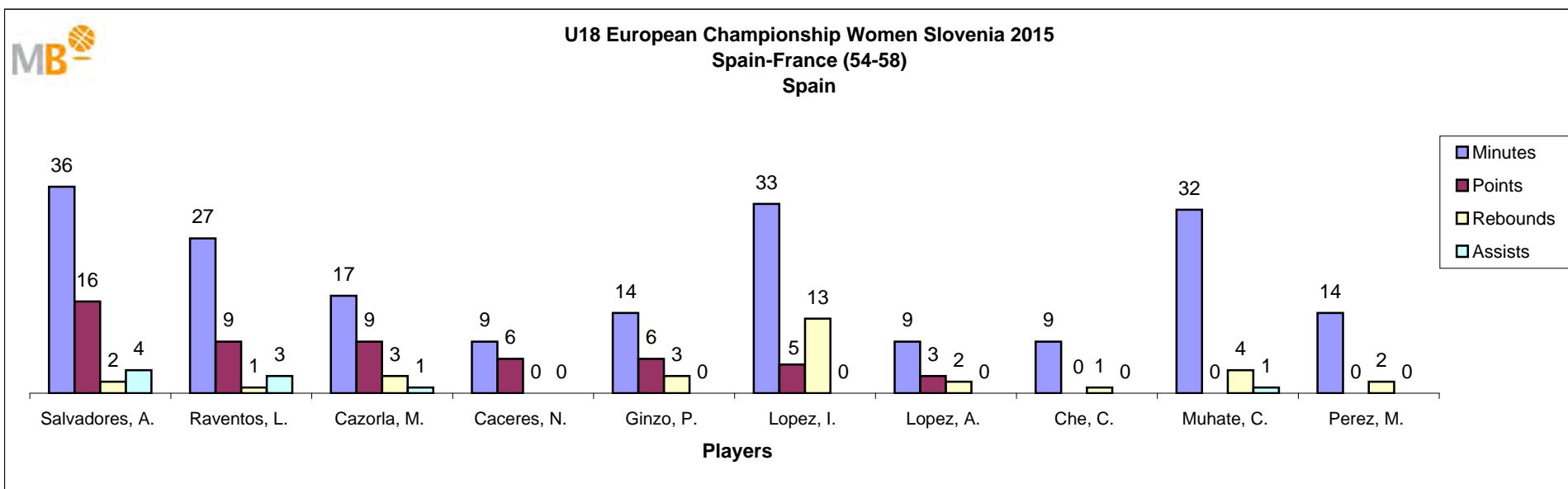
Second Round G03

Spain-France (54-58)

Spain



| Name | Min | FG | | 2P FG | | 3P FG | | FT | | Reb | | | PF | | | | | Pts | | | |
|--------------------------|-----|-------|------|-------|------|-------|-------|-----|-------|-----|----|-----|----|----|----|----|----|-----|-----|-----|--|
| | | M/A | % | M/A | % | M/A | % | M/A | % | O | D | Tot | AS | TO | ST | BS | C | | D | +/- | |
| *8 <u>Salvadores, A.</u> | 36 | 6/20 | 30.0 | 5/17 | 29.4 | 1/3 | 33.3 | 3/4 | 75.0 | 0 | 2 | 2 | 4 | 4 | 1 | 0 | 2 | 3 | 1 | 16 | |
| 4 <u>Raventos, L.</u> | 27 | 4/12 | 33.3 | 4/8 | 50.0 | 0/4 | 0.0 | 1/1 | 100.0 | 0 | 1 | 1 | 3 | 1 | 1 | 0 | 2 | 2 | -11 | 9 | |
| *5 <u>Cazorla, M.</u> | 17 | 4/8 | 50.0 | 3/5 | 60.0 | 1/3 | 33.3 | 0/0 | 0.0 | 0 | 3 | 3 | 1 | 2 | 2 | 0 | 0 | 3 | 4 | 9 | |
| 12 <u>Caceres, N.</u> | 9 | 2/3 | 66.7 | 0/0 | 0.0 | 2/3 | 66.7 | 0/0 | 0.0 | 0 | 0 | 0 | 0 | 1 | 0 | 0 | 2 | 0 | 1 | 6 | |
| 13 <u>Ginzo, P.</u> | 14 | 2/5 | 40.0 | 2/5 | 40.0 | 0/0 | 0.0 | 2/2 | 100.0 | 0 | 3 | 3 | 0 | 0 | 0 | 0 | 2 | 1 | -16 | 6 | |
| *11 <u>Lopez, I.</u> | 33 | 2/3 | 66.7 | 2/3 | 66.7 | 0/0 | 0.0 | 1/2 | 50.0 | 2 | 11 | 13 | 0 | 3 | 2 | 0 | 4 | 2 | 0 | 5 | |
| 6 <u>Lopez, A.</u> | 9 | 1/2 | 50.0 | 0/1 | 0.0 | 1/1 | 100.0 | 0/0 | 0.0 | 0 | 2 | 2 | 0 | 0 | 0 | 0 | 0 | 0 | -11 | 3 | |
| 7 <u>Che, C.</u> | 9 | 0/1 | 0.0 | 0/1 | 0.0 | 0/0 | 0.0 | 0/0 | 0.0 | 0 | 1 | 1 | 0 | 0 | 0 | 0 | 1 | 1 | 2 | 0 | |
| *9 <u>Muhate, C.</u> | 32 | 0/4 | 0.0 | 0/4 | 0.0 | 0/0 | 0.0 | 0/0 | 0.0 | 1 | 3 | 4 | 1 | 0 | 2 | 1 | 3 | 0 | 8 | 0 | |
| *15 <u>Perez, M.</u> | 14 | 0/3 | 0.0 | 0/2 | 0.0 | 0/1 | 0.0 | 0/0 | 0.0 | 2 | 0 | 2 | 0 | 0 | 0 | 0 | 0 | 0 | 2 | 0 | |
| 14 <u>Diallo, U.</u> | DNP | | | | | | | | | | | | | | | | | | | | |
| 10 <u>Conde, M.</u> | DNP | | | | | | | | | | | | | | | | | | | | |
| | | | | | | | | | | 4 | 8 | 12 | | | | | | | | | |
| | | 21/61 | 34.4 | 16/46 | 34.8 | 5/15 | 33.3 | 7/9 | 77.8 | 9 | 34 | 43 | 9 | 13 | 8 | 1 | 16 | 12 | -20 | 54 | |



U18 European Championship Women Slovenia 2015

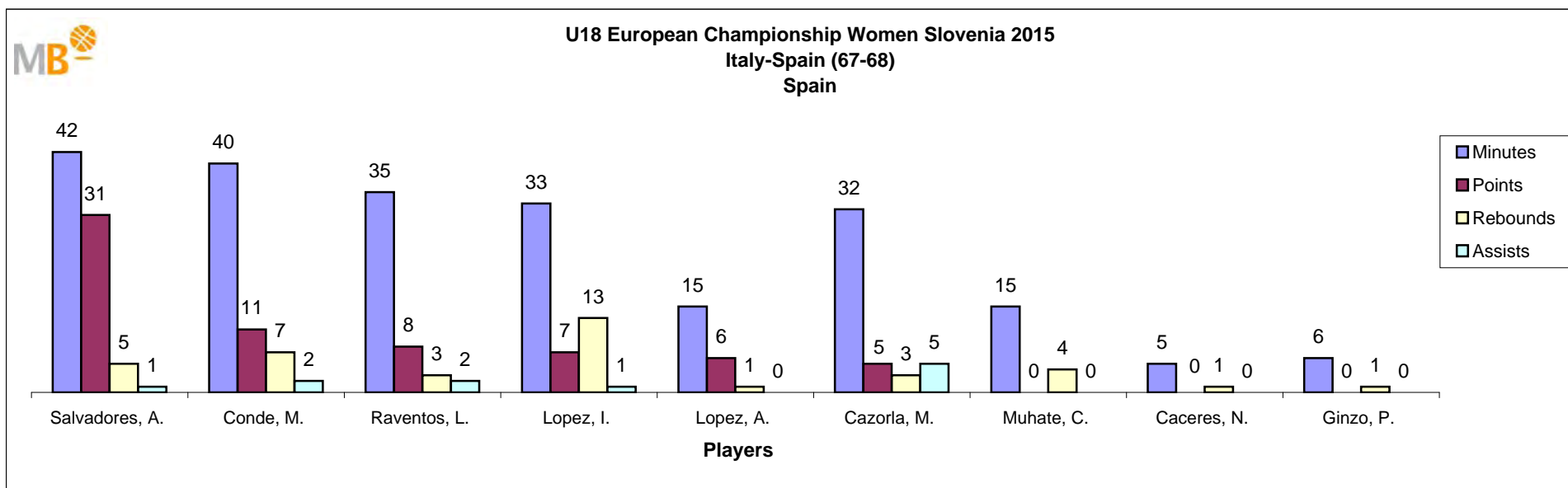
Second Round G02

Italy-Spain (67-68)

Spain



| Name | Min | FG | | 2P FG | | 3P FG | | FT | | Reb | | | | | PF | | | +/- | Pts | | | |
|--------------------------|-----|-------|------|-------|------|-------|------|-------|------|-----|----|-----|----|----|----|----|----|-----|-----|----|--|--|
| | | M/A | % | M/A | % | M/A | % | M/A | % | O | D | Tot | AS | TO | ST | BS | C | | | D | | |
| *8 <u>Salvadores, A.</u> | 42 | 8/19 | 42.1 | 6/16 | 37.5 | 2/3 | 66.7 | 13/18 | 72.2 | 0 | 5 | 5 | 1 | 6 | 0 | 1 | 2 | 13 | -3 | 31 | | |
| *10 <u>Conde, M.</u> | 40 | 5/16 | 31.3 | 5/14 | 35.7 | 0/2 | 0.0 | 1/3 | 33.3 | 2 | 5 | 7 | 2 | 4 | 4 | 0 | 4 | 4 | 2 | 11 | | |
| *4 <u>Raventos, L.</u> | 35 | 4/13 | 30.8 | 4/9 | 44.4 | 0/4 | 0.0 | 0/0 | 0.0 | 2 | 1 | 3 | 2 | 0 | 2 | 1 | 4 | 2 | 8 | 8 | | |
| *11 <u>Lopez, I.</u> | 33 | 3/10 | 30.0 | 3/10 | 30.0 | 0/0 | 0.0 | 1/6 | 16.7 | 5 | 8 | 13 | 1 | 0 | 0 | 0 | 2 | 3 | 4 | 7 | | |
| 6 <u>Lopez, A.</u> | 15 | 2/5 | 40.0 | 0/1 | 0.0 | 2/4 | 50.0 | 0/0 | 0.0 | 0 | 1 | 1 | 0 | 0 | 1 | 0 | 4 | 0 | -5 | 6 | | |
| 5 <u>Cazorla, M.</u> | 32 | 2/7 | 28.6 | 2/4 | 50.0 | 0/3 | 0.0 | 1/2 | 50.0 | 0 | 3 | 3 | 5 | 0 | 5 | 0 | 1 | 1 | 4 | 5 | | |
| *9 <u>Muhate, C.</u> | 15 | 0/1 | 0.0 | 0/1 | 0.0 | 0/0 | 0.0 | 0/0 | 0.0 | 1 | 3 | 4 | 0 | 0 | 1 | 1 | 0 | 0 | -9 | 0 | | |
| 12 <u>Caceres, N.</u> | 5 | 0/0 | 0.0 | 0/0 | 0.0 | 0/0 | 0.0 | 0/0 | 0.0 | 0 | 1 | 1 | 0 | 0 | 1 | 0 | 1 | 0 | 1 | 0 | | |
| 13 <u>Ginzo, P.</u> | 6 | 0/2 | 0.0 | 0/2 | 0.0 | 0/0 | 0.0 | 0/0 | 0.0 | 1 | 0 | 1 | 0 | 0 | 0 | 0 | 0 | 0 | 3 | 0 | | |
| 7 <u>Che, C.</u> | DNP | | | | | | | | | | | | | | | | | | | | | |
| 14 <u>Diallo, U.</u> | DNP | | | | | | | | | | | | | | | | | | | | | |
| 15 <u>Perez, M.</u> | DNP | | | | | | | | | | | | | | | | | | | | | |
| | | | | | | | | | | 5 | 3 | 8 | | | | | | | | | | |
| | | 24/73 | 32.9 | 20/57 | 35.1 | 4/16 | 25.0 | 16/29 | 55.2 | 16 | 30 | 46 | 11 | 11 | 14 | 3 | 18 | 23 | 5 | 68 | | |



U18 European Championship Women Slovenia 2015

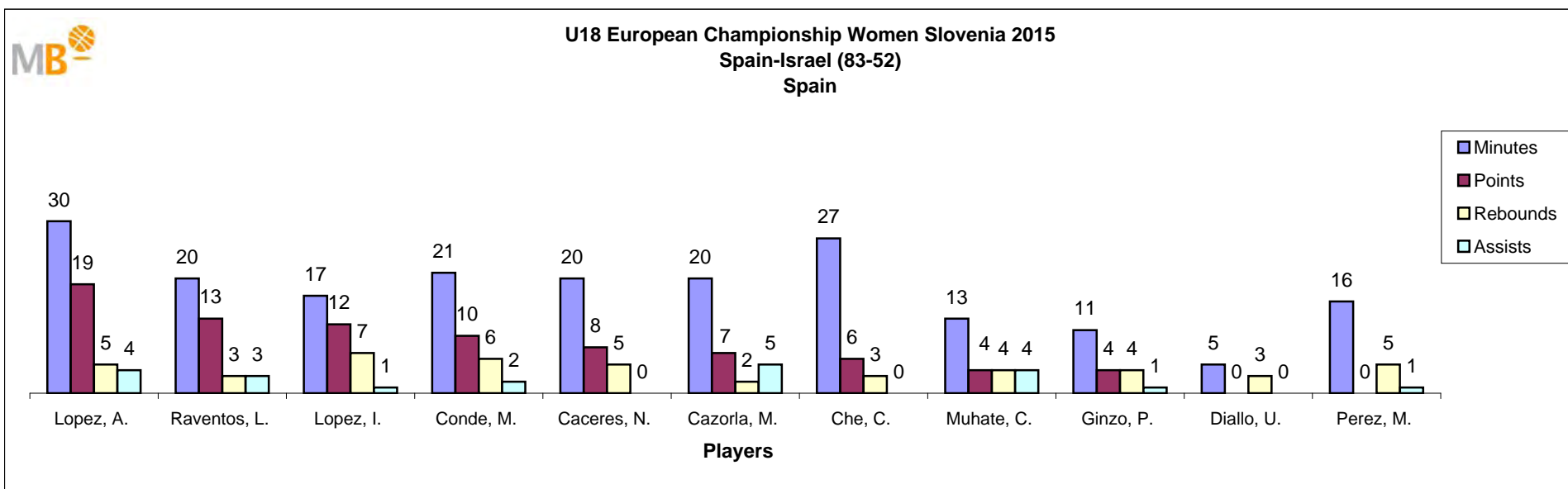
Second Round G01

Spain-Israel (83-52)

Spain



| Name | Min | FG | | 2P FG | | 3P FG | | FT | | Reb | | | PF | | | | | +/- | Pts | | | |
|-------------------------|-----|-------|------|-------|-------|-------|------|-----|-------|-----|----|-----|----|----|----|----|---|-----|-----|----|--|--|
| | | M/A | % | M/A | % | M/A | % | M/A | % | O | D | Tot | AS | TO | ST | BS | C | | | D | | |
| 6 <u>Lopez, A.</u> | 30 | 7/9 | 77.8 | 2/2 | 100.0 | 5/7 | 71.4 | 0/0 | 0.0 | 2 | 3 | 5 | 4 | 3 | 3 | 0 | 1 | 1 | 32 | 19 | | |
| *4 <u>Raventos, L.</u> | 20 | 6/7 | 85.7 | 5/5 | 100.0 | 1/2 | 50.0 | 0/0 | 0.0 | 0 | 3 | 3 | 3 | 1 | 2 | 0 | 1 | 0 | 27 | 13 | | |
| 11 <u>Lopez, I.</u> | 17 | 5/9 | 55.6 | 5/9 | 55.6 | 0/0 | 0.0 | 2/2 | 100.0 | 5 | 2 | 7 | 1 | 1 | 2 | 0 | 0 | 1 | 13 | 12 | | |
| *10 <u>Conde, M.</u> | 21 | 4/8 | 50.0 | 3/5 | 60.0 | 1/3 | 33.3 | 1/3 | 33.3 | 0 | 6 | 6 | 2 | 1 | 1 | 0 | 0 | 3 | 8 | 10 | | |
| 12 <u>Caceres, N.</u> | 20 | 3/8 | 37.5 | 1/3 | 33.3 | 2/5 | 40.0 | 0/0 | 0.0 | 1 | 4 | 5 | 0 | 2 | 0 | 0 | 0 | 0 | 20 | 8 | | |
| 5 <u>Cazorla, M.</u> | 20 | 3/4 | 75.0 | 2/2 | 100.0 | 1/2 | 50.0 | 0/0 | 0.0 | 0 | 2 | 2 | 5 | 1 | 1 | 1 | 0 | 1 | 36 | 7 | | |
| *7 <u>Che, C.</u> | 27 | 3/13 | 23.1 | 3/9 | 33.3 | 0/4 | 0.0 | 0/0 | 0.0 | 0 | 3 | 3 | 0 | 0 | 1 | 0 | 1 | 1 | 4 | 6 | | |
| *9 <u>Muhate, C.</u> | 13 | 2/5 | 40.0 | 2/5 | 40.0 | 0/0 | 0.0 | 0/2 | 0.0 | 2 | 2 | 4 | 4 | 0 | 1 | 0 | 0 | 2 | 17 | 4 | | |
| 13 <u>Ginzo, P.</u> | 11 | 1/3 | 33.3 | 1/2 | 50.0 | 0/1 | 0.0 | 2/2 | 100.0 | 1 | 3 | 4 | 1 | 2 | 0 | 0 | 1 | 1 | -4 | 4 | | |
| 14 <u>Diallo, U.</u> | 5 | 0/0 | 0.0 | 0/0 | 0.0 | 0/0 | 0.0 | 0/0 | 0.0 | 1 | 2 | 3 | 0 | 1 | 0 | 0 | 2 | 1 | -1 | 0 | | |
| *15 <u>Perez, M.</u> | 16 | 0/7 | 0.0 | 0/4 | 0.0 | 0/3 | 0.0 | 0/0 | 0.0 | 3 | 2 | 5 | 1 | 0 | 0 | 0 | 1 | 0 | 3 | 0 | | |
| 8 <u>Salvadores, A.</u> | DNP | | | | | | | | | | | | | | | | | | | | | |
| | | | | | | | | | | 1 | 1 | 2 | | | | | | | | | | |
| | | 34/73 | 46.6 | 24/46 | 52.2 | 10/27 | 37.0 | 5/9 | 55.6 | 16 | 33 | 49 | 21 | 13 | 11 | 1 | 7 | 11 | 155 | 83 | | |



U18 European Championship Women Slovenia 2015

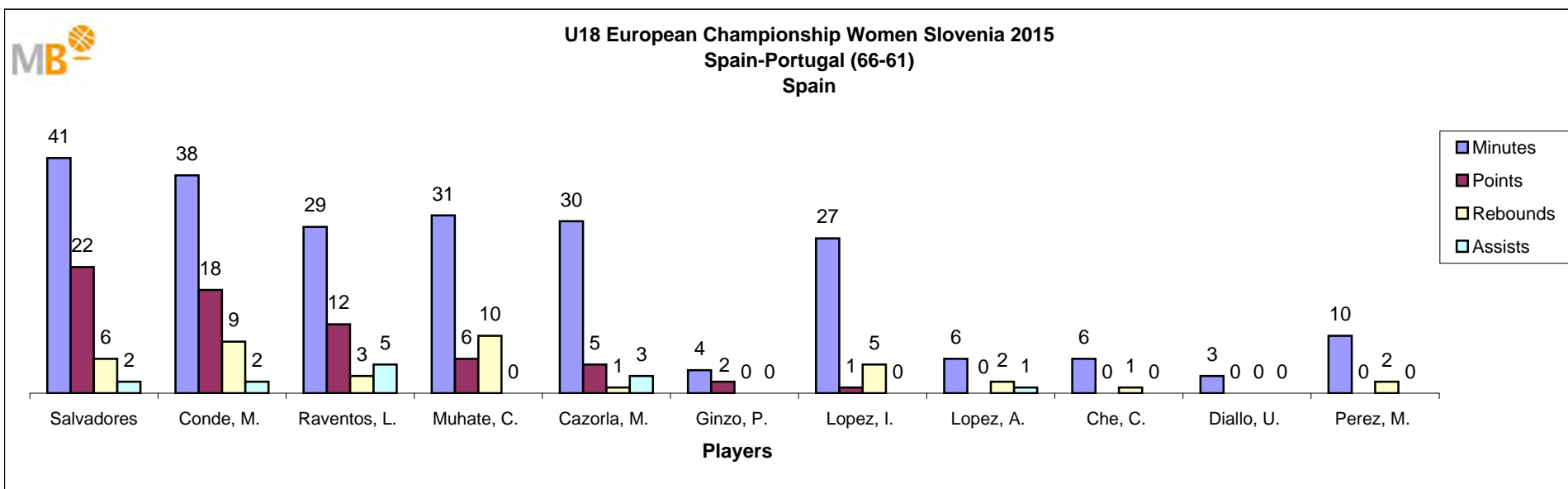
First Round G03

Spain-Portugal (66-61)

Spain



| Name | Min | FG | | 2P FG | | 3P FG | | FT | | Reb | | | PF | | | | | +/- | Pts | |
|-----------------------|-----|-------|------|-------|------|-------|------|------|------|-----|----|-----|----|----|----|----|----|-----|-----|----|
| | | M/A | % | M/A | % | M/A | % | M/A | % | O | D | Tot | AS | TO | ST | BS | C | | | D |
| *8 <u>Salvadores</u> | 41 | 8/21 | 38.1 | 7/17 | 41.2 | 1/4 | 25.0 | 5/8 | 62.5 | 4 | 2 | 6 | 2 | 5 | 3 | 0 | 2 | 9 | 4 | 22 |
| *10 <u>Conde, M.</u> | 38 | 7/14 | 50.0 | 6/11 | 54.5 | 1/3 | 33.3 | 3/6 | 50.0 | 5 | 4 | 9 | 2 | 4 | 1 | 0 | 0 | 4 | 6 | 18 |
| 4 <u>Raventos, L.</u> | 29 | 5/13 | 38.5 | 3/6 | 50.0 | 2/7 | 28.6 | 0/0 | 0.0 | 0 | 3 | 3 | 5 | 1 | 3 | 0 | 4 | 0 | 9 | 12 |
| *9 <u>Muhate, C.</u> | 31 | 3/6 | 50.0 | 3/6 | 50.0 | 0/0 | 0.0 | 0/0 | 0.0 | 2 | 8 | 10 | 0 | 1 | 0 | 1 | 1 | 0 | 10 | 6 |
| *5 <u>Cazorla, M.</u> | 30 | 2/6 | 33.3 | 1/4 | 25.0 | 1/2 | 50.0 | 0/0 | 0.0 | 0 | 1 | 1 | 3 | 2 | 0 | 1 | 1 | 1 | 6 | 5 |
| 13 <u>Ginzo, P.</u> | 4 | 1/2 | 50.0 | 1/2 | 50.0 | 0/0 | 0.0 | 0/0 | 0.0 | 0 | 0 | 0 | 0 | 0 | 0 | 0 | 0 | 0 | -7 | 2 |
| *11 <u>Lopez, I.</u> | 27 | 0/2 | 0.0 | 0/2 | 0.0 | 0/0 | 0.0 | 1/2 | 50.0 | 2 | 3 | 5 | 0 | 1 | 2 | 0 | 2 | 2 | 2 | 1 |
| 6 <u>Lopez, A.</u> | 6 | 0/1 | 0.0 | 0/1 | 0.0 | 0/0 | 0.0 | 0/0 | 0.0 | 1 | 1 | 2 | 1 | 0 | 1 | 0 | 1 | 0 | -4 | 0 |
| 7 <u>Che, C.</u> | 6 | 0/1 | 0.0 | 0/1 | 0.0 | 0/0 | 0.0 | 0/0 | 0.0 | 0 | 1 | 1 | 0 | 1 | 0 | 0 | 1 | 0 | 0 | 0 |
| 14 <u>Diallo, U.</u> | 3 | 0/1 | 0.0 | 0/1 | 0.0 | 0/0 | 0.0 | 0/0 | 0.0 | 0 | 0 | 0 | 0 | 0 | 0 | 0 | 0 | 0 | -1 | 0 |
| 15 <u>Perez, M.</u> | 10 | 0/2 | 0.0 | 0/1 | 0.0 | 0/1 | 0.0 | 0/0 | 0.0 | 1 | 1 | 2 | 0 | 0 | 1 | 0 | 0 | 0 | 0 | 0 |
| 12 <u>Caceres, N.</u> | DNP | | | | | | | | | | | | | | | | | | | |
| TEAM/Coach | | | | | | | | | | 3 | 3 | 6 | | | | | | | | |
| TOTAL | | 26/69 | 37.7 | 21/52 | 40.4 | 5/17 | 29.4 | 9/16 | 56.3 | 18 | 27 | 45 | 13 | 16 | 11 | 2 | 12 | 16 | 25 | 66 |



U18 European Championship Women Slovenia 2015

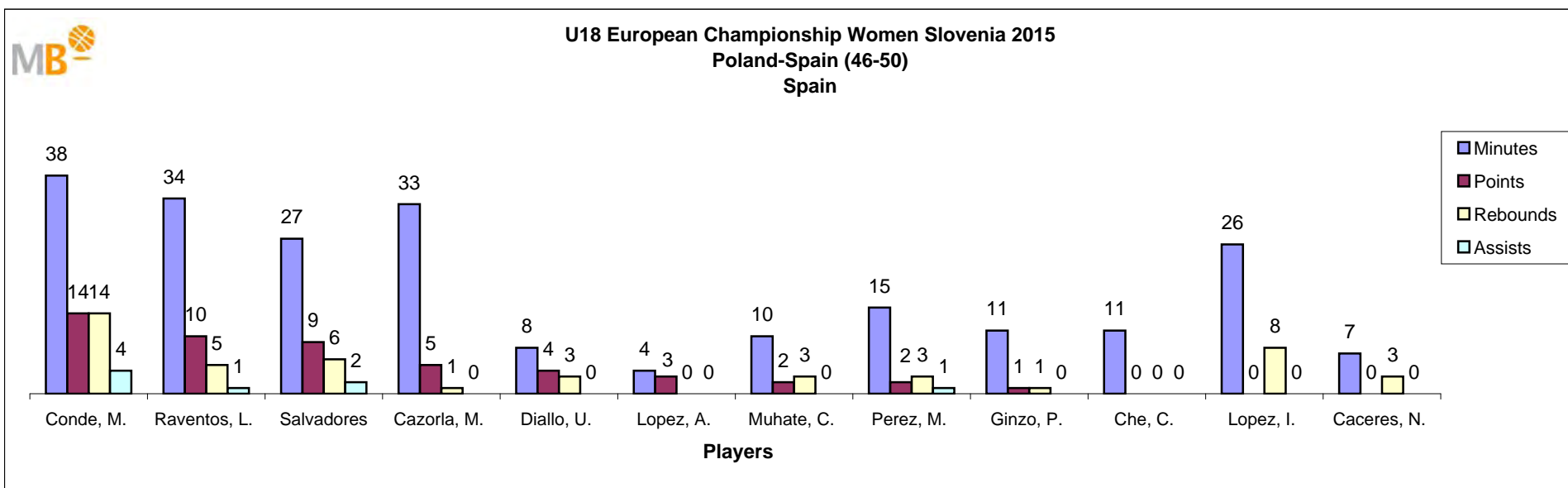
First Round G02

Poland-Spain (46-50)

Spain



| Name | Min | FG | | 2P FG | | 3P FG | | FT | | Reb | | | PF | | | | | +/- | Pts | |
|------------------------|-----|-------|------|-------|-------|-------|-------|-------|-------|-----|----|-----|----|----|----|----|----|-----|-----|----|
| | | M/A | % | M/A | % | M/A | % | M/A | % | O | D | Tot | AS | TO | ST | BS | C | | | D |
| *10 <u>Conde, M.</u> | 38 | 5/16 | 31.3 | 4/11 | 36.4 | 1/5 | 20.0 | 3/6 | 50.0 | 2 | 12 | 14 | 4 | 0 | 1 | 1 | 2 | 5 | 6 | 14 |
| *4 <u>Raventos, L.</u> | 34 | 4/12 | 33.3 | 4/8 | 50.0 | 0/4 | 0.0 | 2/2 | 100.0 | 0 | 5 | 5 | 1 | 1 | 3 | 0 | 3 | 3 | 1 | 10 |
| *8 <u>Salvadores</u> | 27 | 4/11 | 36.4 | 3/9 | 33.3 | 1/2 | 50.0 | 0/0 | 0.0 | 1 | 5 | 6 | 2 | 7 | 0 | 0 | 2 | 1 | 8 | 9 |
| *5 <u>Cazorla, M.</u> | 33 | 1/5 | 20.0 | 1/1 | 100.0 | 0/4 | 0.0 | 3/4 | 75.0 | 0 | 1 | 1 | 0 | 0 | 1 | 0 | 2 | 3 | 3 | 5 |
| 14 <u>Diallo, U.</u> | 8 | 1/3 | 33.3 | 1/3 | 33.3 | 0/0 | 0.0 | 2/2 | 100.0 | 1 | 2 | 3 | 0 | 1 | 0 | 0 | 2 | 2 | 6 | 4 |
| 6 <u>Lopez, A.</u> | 4 | 1/3 | 33.3 | 0/2 | 0.0 | 1/1 | 100.0 | 0/0 | 0.0 | 0 | 0 | 0 | 0 | 0 | 0 | 0 | 1 | 0 | -1 | 3 |
| 9 <u>Muhate, C.</u> | 10 | 1/2 | 50.0 | 1/2 | 50.0 | 0/0 | 0.0 | 0/0 | 0.0 | 0 | 3 | 3 | 0 | 1 | 0 | 0 | 1 | 0 | -6 | 2 |
| 15 <u>Perez, M.</u> | 15 | 1/4 | 25.0 | 1/2 | 50.0 | 0/2 | 0.0 | 0/0 | 0.0 | 2 | 1 | 3 | 1 | 0 | 0 | 0 | 0 | 0 | 3 | 2 |
| 13 <u>Ginzo, P.</u> | 11 | 0/2 | 0.0 | 0/2 | 0.0 | 0/0 | 0.0 | 1/2 | 50.0 | 0 | 1 | 1 | 0 | 0 | 1 | 0 | 2 | 1 | -3 | 1 |
| 7 <u>Che, C.</u> | 11 | 0/1 | 0.0 | 0/0 | 0.0 | 0/1 | 0.0 | 0/0 | 0.0 | 0 | 0 | 0 | 0 | 3 | 0 | 0 | 0 | 1 | -1 | 0 |
| *11 <u>Lopez, I.</u> | 26 | 0/3 | 0.0 | 0/3 | 0.0 | 0/0 | 0.0 | 0/6 | 0.0 | 1 | 7 | 8 | 0 | 2 | 1 | 1 | 3 | 6 | 2 | 0 |
| 12 <u>Caceres, N.</u> | 7 | 0/1 | 0.0 | 0/1 | 0.0 | 0/0 | 0.0 | 0/0 | 0.0 | 1 | 2 | 3 | 0 | 1 | 0 | 0 | 0 | 0 | 2 | 0 |
| TEAM/Coach | | | | | | | | | | 1 | 4 | 5 | | | | | | | | |
| TOTAL | | 18/63 | 28.6 | 15/44 | 34.1 | 3/19 | 15.8 | 11/22 | 50.0 | 9 | 43 | 52 | 8 | 17 | 7 | 2 | 18 | 22 | 20 | 50 |



U18 European Championship Women Slovenia 2015

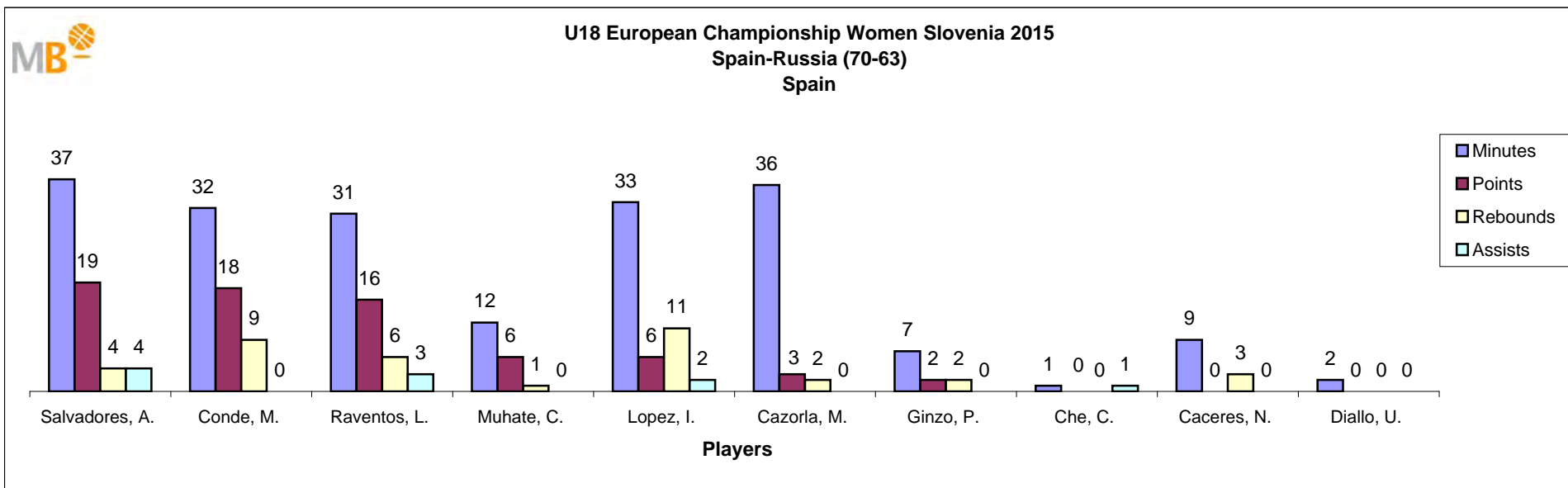
First Round G01

Spain-Russia (70-63)

Spain



| Name | Min | FG | | 2P FG | | 3P FG | | FT | | Reb | | | PF | | | | | +/- | Pts | |
|--------------------------|-----|-------|------|-------|------|-------|------|-------|-------|-----|----|-----|----|----|----|----|----|-----|-----|----|
| | | M/A | % | M/A | % | M/A | % | M/A | % | O | D | Tot | AS | TO | ST | BS | C | | | D |
| *8 <u>Salvadores, A.</u> | 37 | 7/21 | 33.3 | 5/17 | 29.4 | 2/4 | 50.0 | 3/4 | 75.0 | 1 | 3 | 4 | 4 | 4 | 0 | 1 | 3 | 4 | 4 | 19 |
| *10 <u>Conde, M.</u> | 32 | 6/12 | 50.0 | 2/7 | 28.6 | 4/5 | 80.0 | 2/2 | 100.0 | 3 | 6 | 9 | 0 | 4 | 1 | 0 | 5 | 5 | 7 | 18 |
| *4 <u>Raventos, L.</u> | 31 | 5/9 | 55.6 | 5/8 | 62.5 | 0/1 | 0.0 | 6/7 | 85.7 | 3 | 3 | 6 | 3 | 1 | 0 | 0 | 3 | 5 | 18 | 16 |
| *9 <u>Muhate, C.</u> | 12 | 3/5 | 60.0 | 3/5 | 60.0 | 0/0 | 0.0 | 0/0 | 0.0 | 0 | 1 | 1 | 0 | 1 | 1 | 0 | 0 | 0 | -10 | 6 |
| *11 <u>Lopez, I.</u> | 33 | 3/7 | 42.9 | 3/7 | 42.9 | 0/0 | 0.0 | 0/0 | 0.0 | 4 | 7 | 11 | 2 | 1 | 0 | 3 | 2 | 0 | 7 | 6 |
| 5 <u>Cazorla, M.</u> | 36 | 1/9 | 11.1 | 0/4 | 0.0 | 1/5 | 20.0 | 0/2 | 0.0 | 1 | 1 | 2 | 0 | 1 | 4 | 0 | 1 | 4 | 14 | 3 |
| 13 <u>Ginzo, P.</u> | 7 | 1/3 | 33.3 | 1/3 | 33.3 | 0/0 | 0.0 | 0/0 | 0.0 | 2 | 0 | 2 | 0 | 0 | 0 | 0 | 0 | 2 | -2 | 2 |
| 7 <u>Che, C.</u> | 1 | 0/0 | 0.0 | 0/0 | 0.0 | 0/0 | 0.0 | 0/0 | 0.0 | 0 | 0 | 0 | 1 | 0 | 0 | 0 | 0 | 0 | 0 | 0 |
| 12 <u>Caceres, N.</u> | 9 | 0/1 | 0.0 | 0/1 | 0.0 | 0/0 | 0.0 | 0/0 | 0.0 | 0 | 3 | 3 | 0 | 1 | 0 | 0 | 2 | 0 | -1 | 0 |
| 14 <u>Diallo, U.</u> | 2 | 0/0 | 0.0 | 0/0 | 0.0 | 0/0 | 0.0 | 0/0 | 0.0 | 0 | 0 | 0 | 0 | 0 | 0 | 0 | 1 | 0 | -2 | 0 |
| 6 <u>Lopez, A.</u> | DNP | | | | | | | | | | | | | | | | | | | |
| 15 <u>Perez, M.</u> | DNP | | | | | | | | | | | | | | | | | | | |
| TEAM/Coach | | | | | | | | | | | | | | | | | | | | |
| TOTAL | | 26/67 | 38.8 | 19/52 | 36.5 | 7/15 | 46.7 | 11/15 | 73.3 | 14 | 29 | 43 | 10 | 13 | 6 | 4 | 17 | 20 | 35 | 70 |



U18 European Championship Women Slovenia 2015

Spain



| Nº Name | Pos. | Height | Birth date | Place of birth |
|---------------------|------|--------|------------|-------------------------------|
| 4 Laia Raventos | PG | 1.70 | 04.04.1997 | Taradell (ESP) |
| 5 Maria Cazorla | G | 1.78 | 18.06.1997 | Las Palmas (ESP) |
| 6 Ainhoa Lopez | G | 1.80 | 06.06.1997 | Barcelona (ESP) |
| 7 Clara Che | PG | 1.70 | 23.06.1997 | Valencia (ESP) |
| 8 Angela Salvadores | G | 1.74 | 10.03.1997 | Asturias (ESP) |
| 9 Cecilia Muhate | C | 1.85 | 10.07.1997 | Madrid (ESP) |
| 10 Maria Conde | PF | 1.85 | 14.01.1997 | Madrid (ESP) |
| 11 Iho Lopez | C | 1.89 | 11.07.1997 | Madrid (ESP) |
| 12 Naira Caceres | PF | 1.78 | 06.04.1998 | Las Palmas De G.Canaria (ESP) |
| 13 Paula Ginzo | PF | 1.89 | 16.02.1998 | Santona (ESP) |
| 14 Umo Diallo | C | 1.92 | 12.01.1998 | Arrecife (ESP) |
| 15 Maria Perez | PF | 1.82 | 01.08.1997 | Vigo (ESP) |

Head Coach: Victor Lapena
Assistant Coach: Isabel Sanchez Fernandez
Mario Lopez Villalibre

Schedule

| | | |
|------------|---------------|----------------------------------|
| 30.07.2015 | <u>vs RUS</u> | <u>[W] 70-63</u> |
| 31.07.2015 | <u>vs POL</u> | <u>[W] 50-46</u> |
| 01.08.2015 | <u>vs POR</u> | <u>[W] 66-61</u> |
| 03.08.2015 | <u>vs ISR</u> | <u>[W] 83-52</u> |
| 04.08.2015 | <u>vs ITA</u> | <u>[W] 68-67</u> |
| 05.08.2015 | <u>vs FRA</u> | <u>[L] 54-58</u> |
| 07.08.2015 | <u>vs BEL</u> | <u>[W] 59-53</u> |
| 08.08.2015 | <u>vs ITA</u> | <u>[W] 66-56</u> |
| 09.08.2015 | <u>vs FRA</u> | <u>[W] 76-60</u> |



¡España, campeona de Europa U18F!



U18 European Championship Women Slovenia 2015



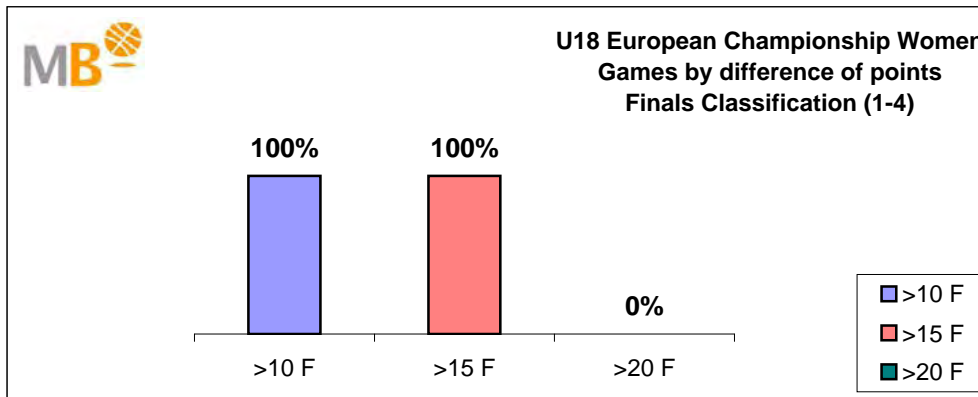
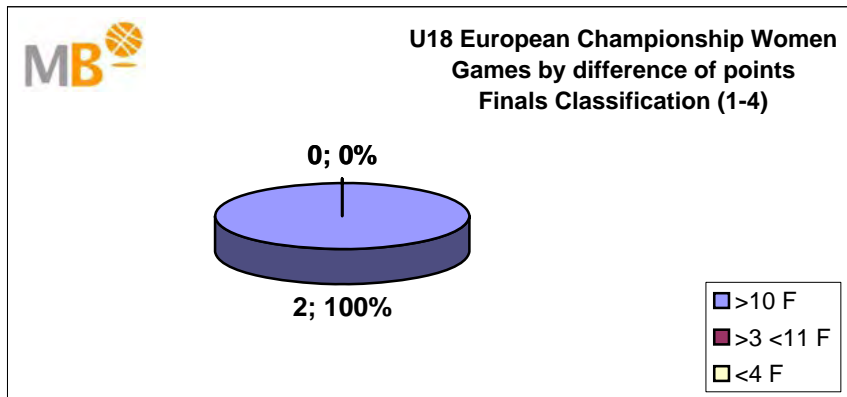
News
Gold Medal
Spain

U18 European Championship Women Slovenia 2015

Finals Classification (1-4)



| Games | Score | 1Q | 2Q | 3Q | 4Q | O | O | T | T | E2°Q | E3°Q | >10 2° | >10 3° | >10 F | >3 <11 F | <4 F | | | | | | |
|----------------|----------------|----|----|----|----|----|----|----|----|------|------|--------|--------|-------|----------|------|----|---|---|---|---|---|
| 1 Russia-Italy | <u>71 - 52</u> | 17 | 7 | 24 | 11 | 16 | 15 | 14 | 19 | | | 71 | 52 | 41 | 18 | 57 | 33 | 1 | 1 | 1 | 0 | 0 |
| 2 France-Spain | <u>60 - 76</u> | 16 | 10 | 11 | 25 | 19 | 20 | 14 | 21 | | | 60 | 76 | 27 | 35 | 46 | 55 | 0 | 0 | 1 | 0 | 0 |
| | | | | | | | | | | | | | | | | | | 1 | 1 | 2 | 0 | 0 |



| Classification (1-4) | Category | Description |
|----------------------|----------|--|
| 1 | >10 F | Games finished with a difference of more than 10 points |
| 2 | >15 F | Games finished with a difference of more than 15 points |
| 3 | >20 F | Games finished with a difference of more than 20 points |
| 4 | >3 <11 F | Games finished with a difference between 4 and 10 points |
| | <4 F | Games finished with a difference of less than 4 points |

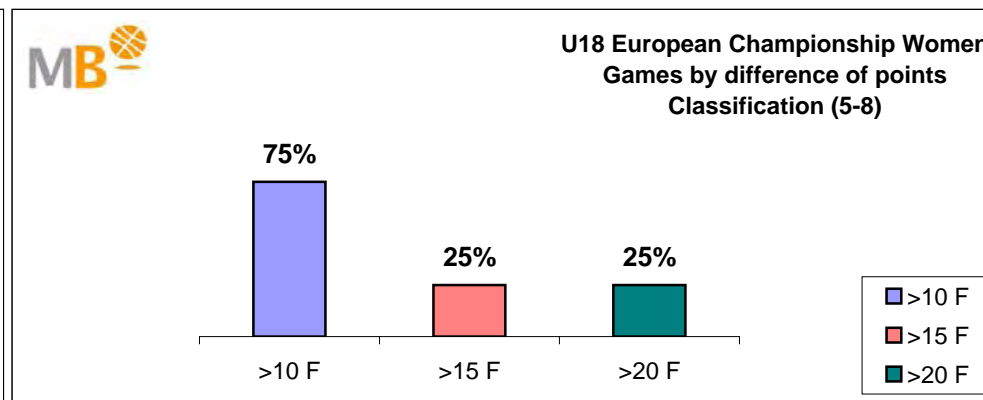
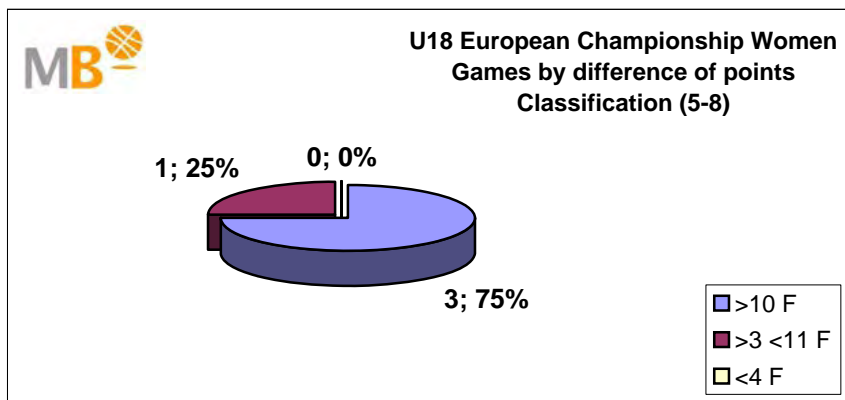


U18 European Championship Women Slovenia 2015

Classification (5-8)



| Games | Score | 1Q | 2Q | 3Q | 4Q | O | O | T | T | E2 ^o Q | E3 ^o Q | >10 2 ^o | >10 3 ^o | >10 F | >3 <11 F | <4 F | | | | |
|---------------------------|----------------|----|----|----|----|----|----|----|----|-------------------|-------------------|--------------------|--------------------|----------|----------|----------|---|---|---|---|
| 1 Netherland-Slovenia | <u>55 - 66</u> | 18 | 21 | 13 | 9 | 14 | 23 | 10 | 13 | 55 | 66 | 31 | 30 | 45 | 53 | 0 | 0 | 1 | 0 | 0 |
| 2 Czech Repu-Belgium | <u>68 - 56</u> | 20 | 12 | 16 | 18 | 20 | 12 | 12 | 14 | 68 | 56 | 36 | 30 | 56 | 42 | 0 | 1 | 1 | 0 | 0 |
| 3 Netherland-Belgium | <u>50 - 58</u> | 11 | 21 | 20 | 11 | 8 | 16 | 11 | 10 | 50 | 58 | 31 | 32 | 39 | 48 | 0 | 0 | 0 | 1 | 0 |
| 4 Slovenia-Czech Republic | <u>82 - 55</u> | 24 | 6 | 22 | 16 | 14 | 18 | 22 | 15 | 82 | 55 | 46 | 22 | 60 | 40 | 1 | 1 | 1 | 0 | 0 |
| | | | | | | | | | | | | 1 | 2 | 3 | 1 | 0 | | | | |



| Classification (5-8) | Category | Description |
|----------------------|----------|--|
| 5 Slovenia | >10 F | Games finished with a difference of more than 10 points |
| 6 Czech Republic | >15 F | Games finished with a difference of more than 15 points |
| 7 Belgium | >20 F | Games finished with a difference of more than 20 points |
| 8 Netherland | >3<11 F | Games finished with a difference between 4 and 10 points |
| | <4F | Games finished with a difference of less than 4 points |

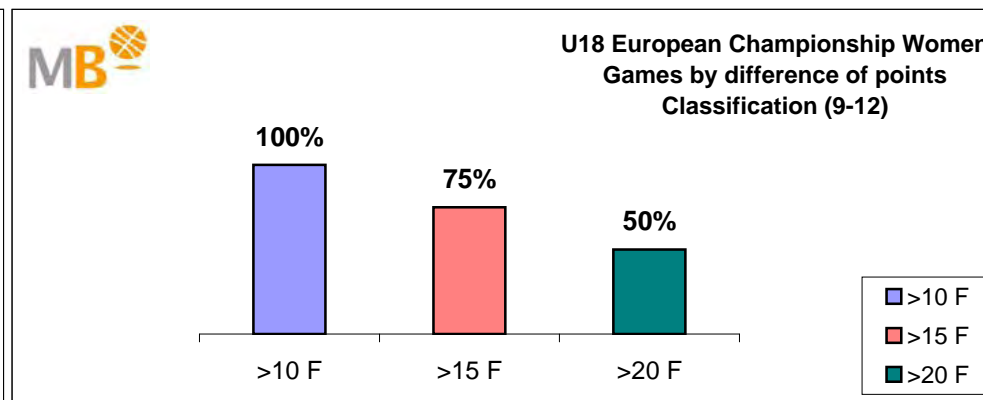
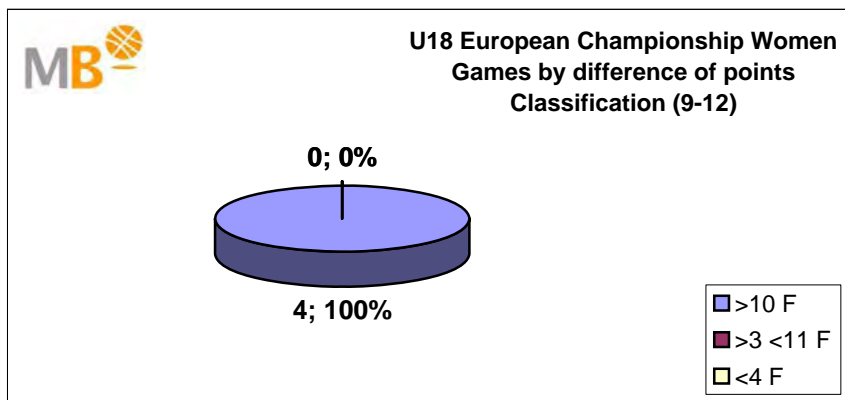


U18 European Championship Women Slovenia 2015

Classification (9-12)



| Games | Score | 1Q | 2Q | 3Q | 4Q | O | O | T | T | E2 ^o Q | E3 ^o Q | >10 2 ^o | >10 3 ^o | >10 F | >3 <11 F | <4 F | | | | | | |
|---------------------|----------------|----|----|----|----|----|----|----|----|-------------------|-------------------|--------------------|--------------------|-------|----------|------|----|----------|----------|----------|----------|----------|
| 1 Croatia-Israel | <u>77 - 62</u> | 19 | 10 | 20 | 20 | 23 | 19 | 15 | 13 | | | 77 | 62 | 39 | 30 | 62 | 49 | 0 | 1 | 1 | 0 | 0 |
| 2 Serbia-Lithuania | <u>43 - 78</u> | 11 | 24 | 15 | 18 | 8 | 24 | 9 | 12 | | | 43 | 78 | 26 | 42 | 34 | 66 | 1 | 1 | 1 | 0 | 0 |
| 3 Israel-Serbia | <u>45 - 73</u> | 11 | 18 | 13 | 19 | 13 | 20 | 8 | 16 | | | 45 | 73 | 24 | 37 | 37 | 57 | 1 | 1 | 1 | 0 | 0 |
| 4 Croatia-Lithuania | <u>71 - 55</u> | 18 | 19 | 16 | 10 | 21 | 14 | 16 | 12 | | | 71 | 55 | 34 | 29 | 55 | 43 | 0 | 1 | 1 | 0 | 0 |
| | | | | | | | | | | | | | | | | | | 2 | 4 | 4 | 0 | 0 |



| Classification (9-12) | Category | Description |
|-----------------------|-----------|--|
| 9 | Croatia | >10 F Games finished with a difference of more than 10 points |
| 10 | Lithuania | >15 F Games finished with a difference of more than 15 points |
| 11 | Serbia | >20 F Games finished with a difference of more than 20 points |
| 12 | Israel | >3<11 F Games finished with a difference between 4 and 10 points |
| | | <4F Games finished with a difference of less than 4 points |

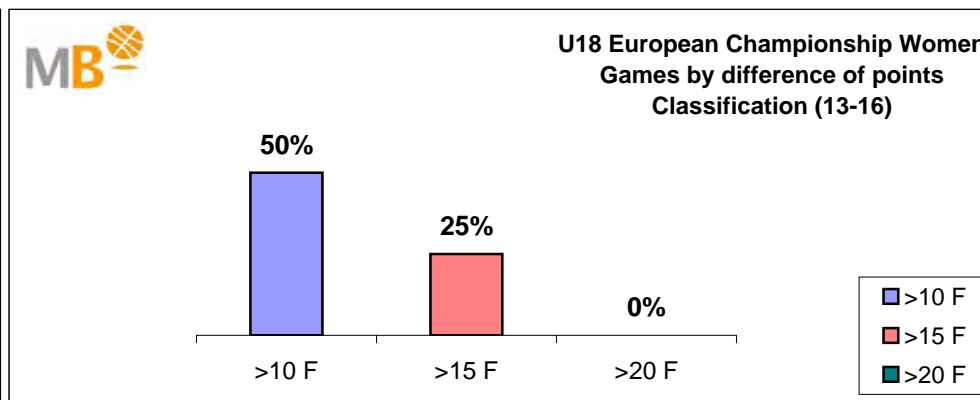
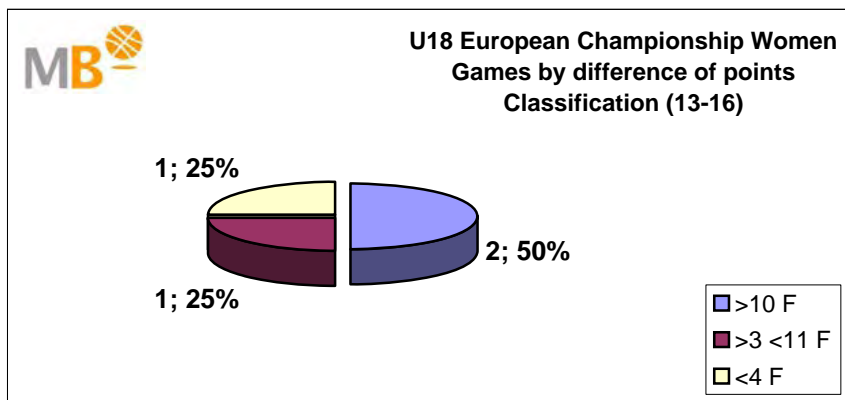


U18 European Championship Women Slovenia 2015

Classification (13-16)



| Games | Score | 1Q | 2Q | 3Q | 4Q | O | O | T | T | E2 ^o Q | E3 ^o Q | >10 2 ^o | >10 3 ^o | >10 F | >3 <11 F | <4 F | | |
|--------------------|----------------|----|----|----|----|----|----|----|----|-------------------|-------------------|--------------------|--------------------|----------|----------|----------|---|---|
| 1 Portugal-Hungary | 57 - 58 | 17 | 14 | 6 | 15 | 22 | 15 | 12 | 14 | 57 | 58 | 23 | 29 | 45 | 44 | 0 | 0 | 1 |
| 2 Estonia-Poland | 47 - 67 | 16 | 22 | 12 | 17 | 7 | 11 | 12 | 17 | 47 | 67 | 28 | 39 | 35 | 50 | 1 | 1 | 0 |
| 3 Estonia-Portugal | 49 - 60 | 9 | 18 | 10 | 21 | 17 | 6 | 13 | 15 | 49 | 60 | 19 | 39 | 36 | 45 | 1 | 0 | 0 |
| 4 Poland-Hungary | 41 - 46 | 9 | 15 | 9 | 9 | 14 | 8 | 9 | 14 | 41 | 46 | 18 | 24 | 32 | 32 | 0 | 0 | 0 |
| | | | | | | | | | | | | 2 | 1 | 2 | 1 | 1 | | |



| Classification (13-16) | Color | Description |
|------------------------|----------|--|
| 13 Hungary | >10 F | Games finished with a difference of more than 10 points |
| 14 Poland | >15 F | Games finished with a difference of more than 15 points |
| 15 Portugal | >20 F | Games finished with a difference of more than 20 points |
| 16 Estonia | >3 <11 F | Games finished with a difference between 4 and 10 points |
| | <4 F | Games finished with a difference of less than 4 points |

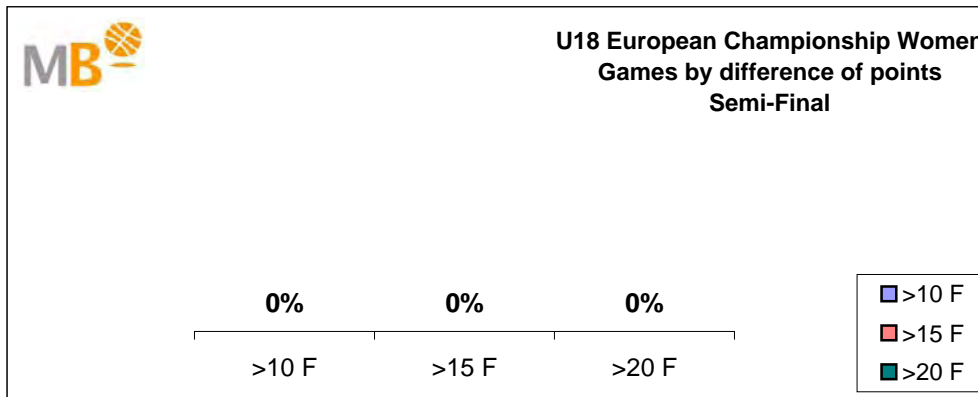
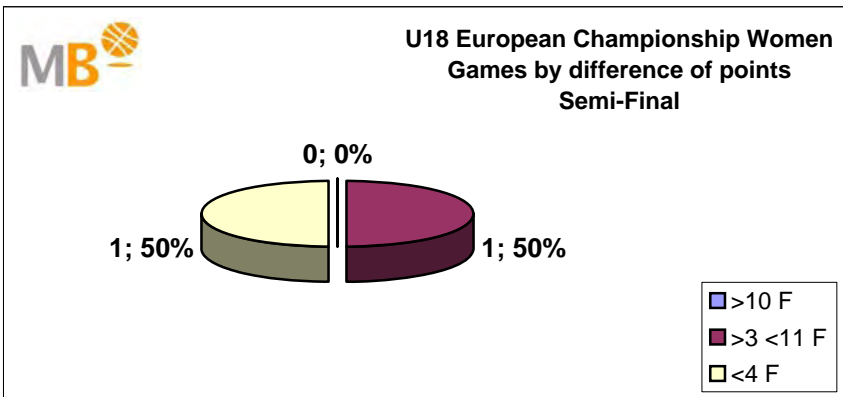


U18 European Championship Women Slovenia 2015

Semi-Final



| Games | Score | 1Q | 2Q | 3Q | 4Q | O | O | T | T | E2°Q | E3°Q | >10 2° | >10 3° | >10 F | >3 <11 F | <4 F | |
|-----------------|----------------|----|----|----|----|----|----|----|----|------|------|--------|--------|-------|----------|------|---|
| 1 Italy-Spain | <u>56 - 66</u> | 13 | 14 | 15 | 18 | 10 | 11 | 18 | 23 | 56 | 66 | 28 | 32 | 38 | 43 | 0 | 0 |
| 2 France-Russia | <u>62 - 59</u> | 18 | 19 | 19 | 12 | 15 | 12 | 10 | 16 | 62 | 59 | 37 | 31 | 52 | 43 | 0 | 0 |
| | | | | | | | | | | | | 0 | 0 | 0 | 1 | 0 | |
| | | | | | | | | | | | | 0 | 0 | 0 | 0 | 1 | |
| | | | | | | | | | | | | 0 | 0 | 0 | 1 | 1 | |



| | |
|---------|--|
| >10 F | Games finished with a difference of more than 10 points |
| >15 F | Games finished with a difference of more than 15 points |
| >20 F | Games finished with a difference of more than 20 points |
| >3<11 F | Games finished with a difference between 4 and 10 points |
| <4F | Games finished with a difference of less than 4 points |

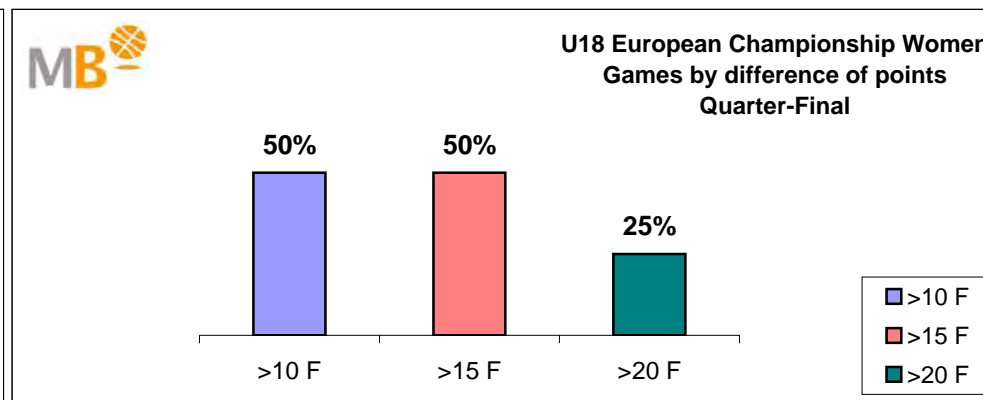
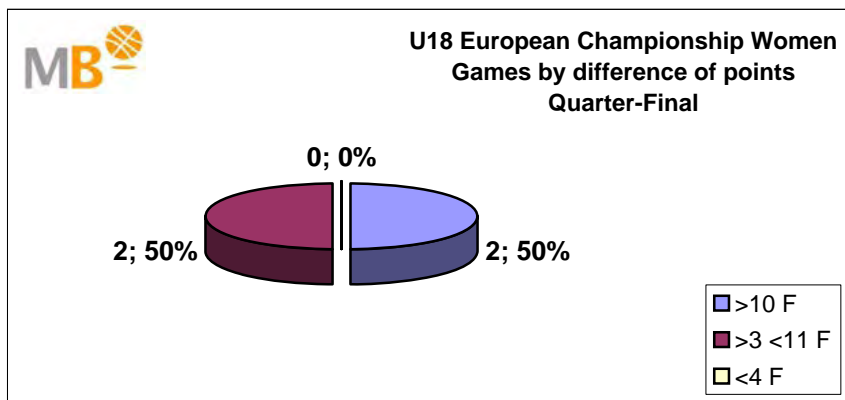


U18 European Championship Women Slovenia 2015

Quarter-Final



| Games | Score | 1Q | 2Q | 3Q | 4Q | O | O | T | T | E2 ^o Q | E3 ^o Q | >10 2 ^o | >10 3 ^o | >10 F | >3 <11 F | <4 F | | | | |
|----------------------|----------------|----|----|----|----|----|----|----|----|-------------------|-------------------|--------------------|--------------------|----------|----------|----------|---|---|---|---|
| 1 France-Netherlands | 89 - 32 | 22 | 10 | 20 | 9 | 26 | 8 | 21 | 5 | 89 | 32 | 42 | 19 | 68 | 27 | 1 | 1 | 1 | 0 | 0 |
| 2 Spain-Belgium | 59 - 53 | 25 | 15 | 18 | 13 | 11 | 13 | 5 | 12 | 59 | 53 | 43 | 28 | 54 | 41 | 1 | 1 | 0 | 1 | 0 |
| 3 Slovenia-Russia | 80 - 89 | 14 | 24 | 21 | 16 | 12 | 28 | 33 | 21 | 80 | 89 | 35 | 40 | 47 | 68 | 0 | 1 | 0 | 1 | 0 |
| 4 Czech Repu-Italy | 46 - 63 | 9 | 23 | 15 | 12 | 13 | 10 | 9 | 18 | 46 | 63 | 24 | 35 | 37 | 45 | 1 | 0 | 1 | 0 | 0 |
| | | | | | | | | | | | | 3 | 3 | 2 | 2 | 0 | | | | |



| | |
|---------|--|
| >10 F | Games finished with a difference of more than 10 points |
| >15 F | Games finished with a difference of more than 15 points |
| >20 F | Games finished with a difference of more than 20 points |
| >3<11 F | Games finished with a difference between 4 and 10 points |
| <4F | Games finished with a difference of less than 4 points |

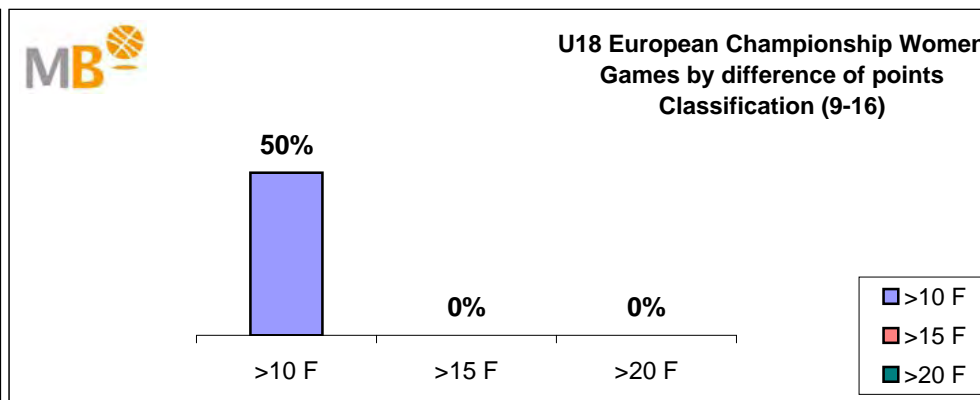
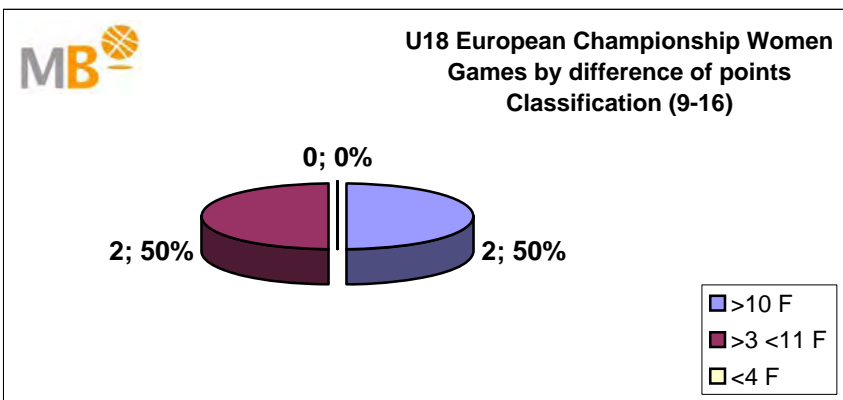


U18 European Championship Women Slovenia 2015

Classification (9-16)



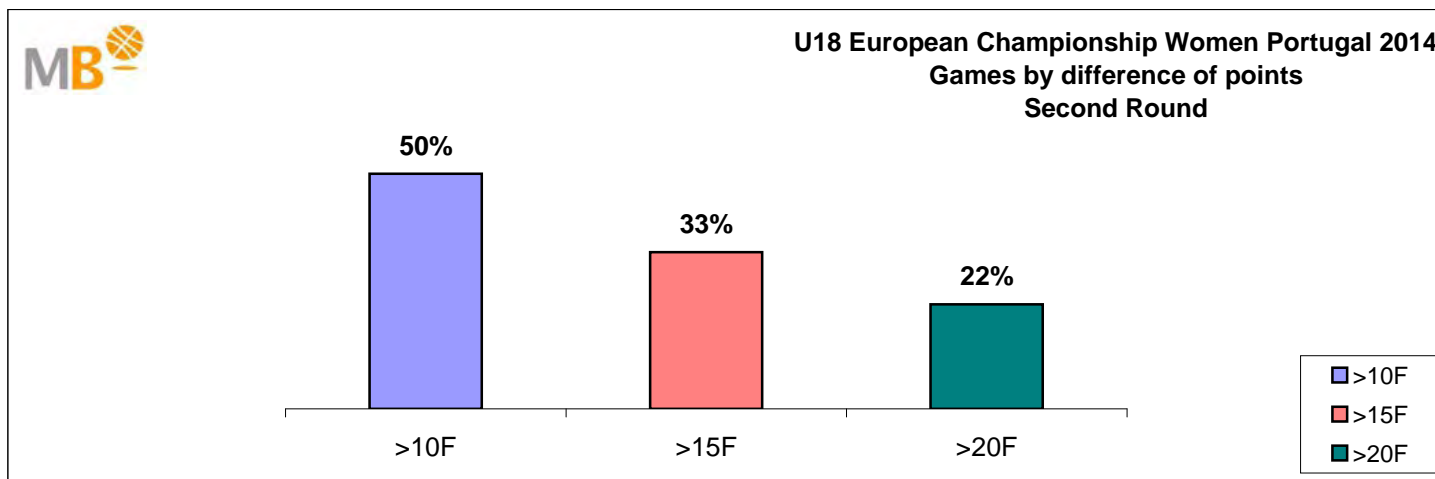
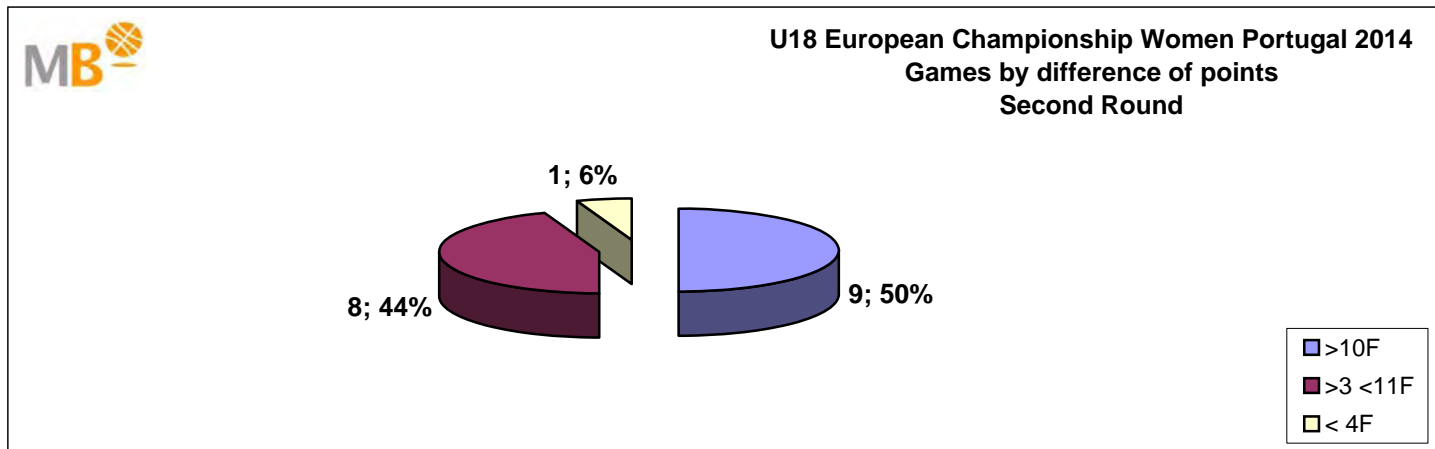
| Games | Score | 1Q | 2Q | 3Q | 4Q | O | O | T | T | E2 ^o Q | E3 ^o Q | >10 2 ^o | >10 3 ^o | >10 F | >3 <11 F | <4 F | |
|---------------------|----------------|----|----|----|----|----|----|----|----|-------------------|-------------------|--------------------|--------------------|-------|----------|------|---|
| 1 Portugal-Serbia | <u>50 - 57</u> | 14 | 14 | 12 | 16 | 14 | 17 | 10 | 10 | 50 | 57 | 26 | 30 | 40 | 47 | 0 | 0 |
| 2 Hungary-Lithuania | <u>68 - 72</u> | 19 | 16 | 26 | 16 | 11 | 20 | 12 | 20 | 68 | 72 | 45 | 32 | 56 | 52 | 1 | 0 |
| 3 Croatia-Estonia | <u>65 - 50</u> | 22 | 11 | 19 | 20 | 11 | 10 | 13 | 9 | 65 | 50 | 41 | 31 | 52 | 41 | 0 | 1 |
| 4 Israel-Poland | <u>56 - 44</u> | 14 | 13 | 14 | 7 | 12 | 14 | 16 | 10 | 56 | 44 | 28 | 20 | 40 | 34 | 0 | 0 |
| | | | | | | | | | | | | 1 | 1 | 2 | 2 | 0 | |



| | |
|---------|--|
| >10 F | Games finished with a difference of more than 10 points |
| >15 F | Games finished with a difference of more than 15 points |
| >20 F | Games finished with a difference of more than 20 points |
| >3<11 F | Games finished with a difference between 4 and 10 points |
| <4F | Games finished with a difference of less than 4 points |



U18 European Championship Women Portugal 2014 Second Round



| | |
|---------|--|
| >10 F | Games finished with a difference of more than 10 points |
| >15 F | Games finished with a difference of more than 15 points |
| >20 F | Games finished with a difference of more than 20 points |
| >3<11 F | Games finished with a difference between 4 and 10 points |
| <4 F | Games finished with a difference of less than 4 points |

Games: 18

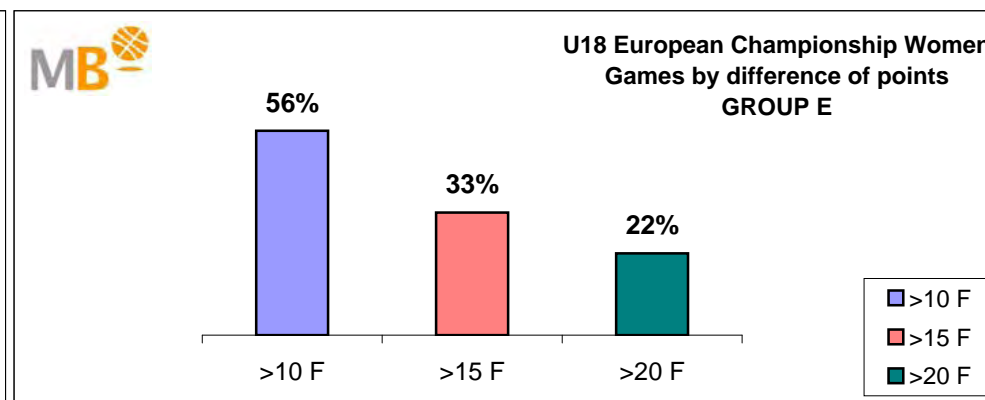
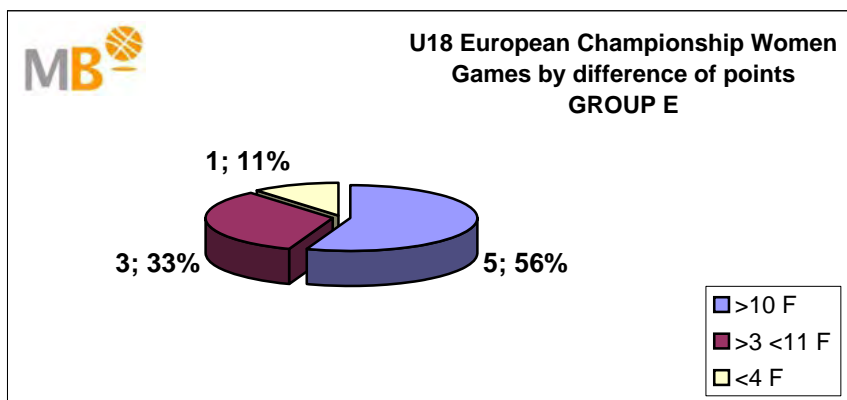
05-Aug-15

U18 European Championship Women Slovenia 2015

GROUP E



| Games | Score | 1Q | 2Q | 3Q | 4Q | O | O | T | T | E2 ^o Q | E3 ^o Q | >10 2 ^o | >10 3 ^o | >10 F | >3 <11 F | <4 F | | | | | | |
|-------------------|----------------|----|----|----|----|----|----|----|----|-------------------|-------------------|--------------------|--------------------|-------|----------|------|----|----------|----------|----------|----------|----------|
| 1 Spain-Israel | 83 - 52 | 18 | 16 | 23 | 17 | 32 | 13 | 10 | 6 | | | 83 | 52 | 41 | 33 | 73 | 46 | 0 | 1 | 1 | 0 | 0 |
| 2 Portugal-France | 44 - 50 | 6 | 15 | 11 | 16 | 16 | 12 | 11 | 7 | | | 44 | 50 | 17 | 31 | 33 | 43 | 1 | 0 | 0 | 1 | 0 |
| 3 Russia-Italy | 64 - 53 | 23 | 10 | 12 | 12 | 12 | 21 | 17 | 10 | | | 64 | 53 | 35 | 22 | 47 | 43 | 1 | 0 | 1 | 0 | 0 |
| 4 France-Russia | 56 - 48 | 15 | 9 | 10 | 15 | 16 | 15 | 15 | 9 | | | 56 | 48 | 25 | 24 | 41 | 39 | 0 | 0 | 0 | 1 | 0 |
| 5 Italy-Spain | 67 - 68 | 18 | 13 | 9 | 7 | 15 | 24 | 17 | 15 | 8 | 9 | 67 | 68 | 27 | 20 | 42 | 44 | 0 | 0 | 0 | 0 | 1 |
| 6 Israel-Portugal | 43 - 63 | 16 | 18 | 6 | 15 | 11 | 20 | 10 | 10 | | | 43 | 63 | 22 | 33 | 33 | 53 | 1 | 1 | 1 | 0 | 0 |
| 7 Portugal-Italy | 42 - 53 | 8 | 9 | 8 | 7 | 13 | 18 | 13 | 19 | | | 42 | 53 | 16 | 16 | 29 | 34 | 0 | 0 | 1 | 0 | 0 |
| 8 Russia-Israel | 79 - 51 | 21 | 13 | 24 | 7 | 18 | 17 | 16 | 14 | | | 79 | 51 | 45 | 20 | 63 | 37 | 1 | 1 | 1 | 0 | 0 |
| 9 Spain-France | 54 - 58 | 19 | 6 | 12 | 8 | 5 | 25 | 18 | 19 | | | 54 | 58 | 31 | 14 | 36 | 39 | 1 | 0 | 0 | 1 | 0 |
| | | | | | | | | | | | | | | | | | | 5 | 3 | 5 | 3 | 1 |



| | |
|----------|--|
| >10 F | Games finished with a difference of more than 10 points |
| >15 F | Games finished with a difference of more than 15 points |
| >20 F | Games finished with a difference of more than 20 points |
| >3 <11 F | Games finished with a difference between 4 and 10 points |
| <4 F | Games finished with a difference of less than 4 points |

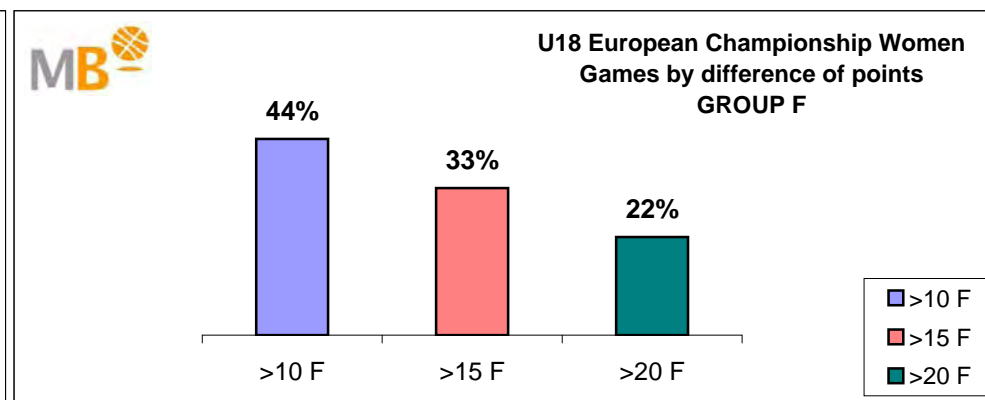
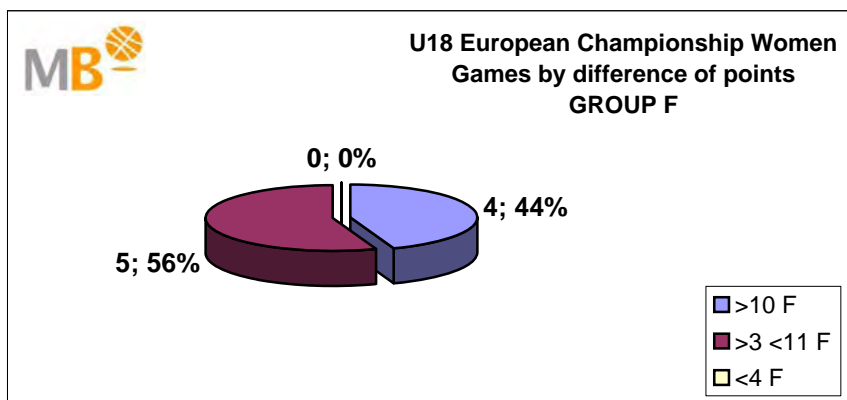


U18 European Championship Women Slovenia 2015

GROUP F



| Games | Score | 1Q | 2Q | 3Q | 4Q | O | O | T | T | E2 ^o Q | E3 ^o Q | >10 2 ^o | >10 3 ^o | >10 F | >3 <11 F | <4 F | | | | |
|--------------------------|----------------|----|----|----|----|----|----|----|----|-------------------|-------------------|--------------------|--------------------|----------|----------|----------|---|---|---|---|
| 1 Netherland-Hungary | 53 - 46 | 6 | 14 | 13 | 11 | 18 | 12 | 16 | 9 | 53 | 46 | 19 | 25 | 37 | 37 | 0 | 0 | 0 | 1 | 0 |
| 2 Czech Repu-Slovenia | 62 - 58 | 21 | 15 | 12 | 19 | 13 | 9 | 16 | 15 | 62 | 58 | 33 | 34 | 46 | 43 | 0 | 0 | 0 | 1 | 0 |
| 3 Croatia-Belgium | 51 - 55 | 17 | 13 | 10 | 13 | 17 | 18 | 7 | 11 | 51 | 55 | 27 | 26 | 44 | 44 | 0 | 0 | 0 | 1 | 0 |
| 4 Belgium-Czech Republic | 53 - 62 | 8 | 16 | 10 | 16 | 13 | 21 | 22 | 9 | 53 | 62 | 18 | 32 | 31 | 53 | 1 | 1 | 0 | 1 | 0 |
| 5 Slovenia-Netherlands | 73 - 54 | 18 | 10 | 22 | 3 | 17 | 17 | 16 | 24 | 73 | 54 | 40 | 13 | 57 | 30 | 1 | 1 | 1 | 0 | 0 |
| 6 Hungary-Croatia | 52 - 56 | 16 | 17 | 14 | 19 | 9 | 14 | 13 | 6 | 52 | 56 | 30 | 36 | 39 | 50 | 0 | 1 | 0 | 1 | 0 |
| 7 Czech Repu-Hungary | 85 - 49 | 21 | 10 | 22 | 10 | 24 | 12 | 18 | 17 | 85 | 49 | 43 | 20 | 67 | 32 | 1 | 1 | 1 | 0 | 0 |
| 8 Croatia-Slovenia | 73 - 87 | 18 | 24 | 25 | 21 | 14 | 24 | 16 | 18 | 73 | 87 | 43 | 45 | 57 | 69 | 0 | 1 | 1 | 0 | 0 |
| 9 Netherland-Belgium | 36 - 61 | 8 | 9 | 13 | 18 | 8 | 13 | 7 | 21 | 36 | 61 | 21 | 27 | 29 | 40 | 0 | 1 | 1 | 0 | 0 |
| | | | | | | | | | | | | 3 | 6 | 4 | 5 | 0 | | | | |



- >10 F** Games finished with a difference of more than 10 points
- >15 F** Games finished with a difference of more than 15 points
- >20 F** Games finished with a difference of more than 20 points
- >3<11 F** Games finished with a difference between 4 and 10 points
- <4F** Games finished with a difference of less than 4 points

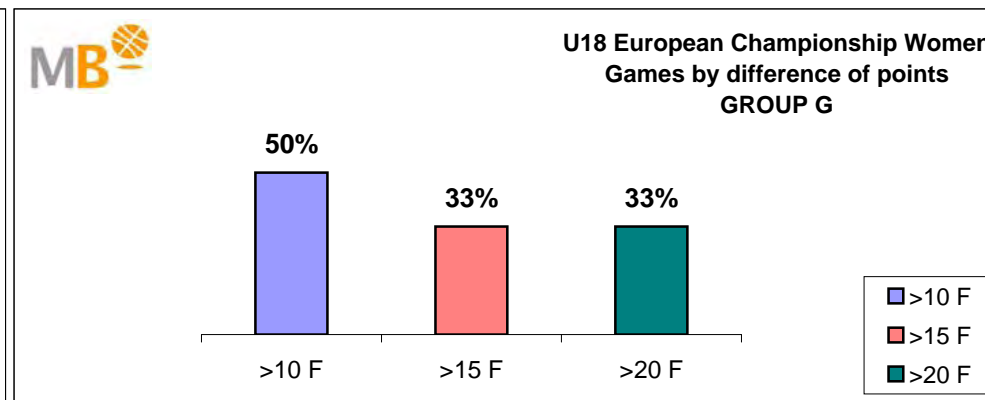
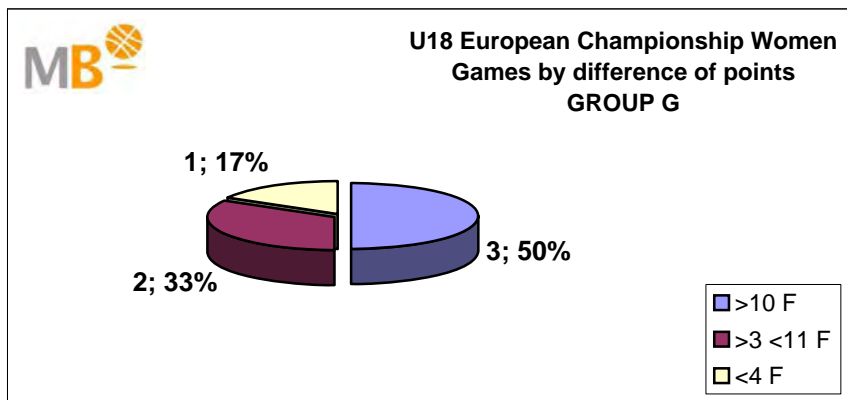


U18 European Championship Women Slovenia 2015

GROUP G



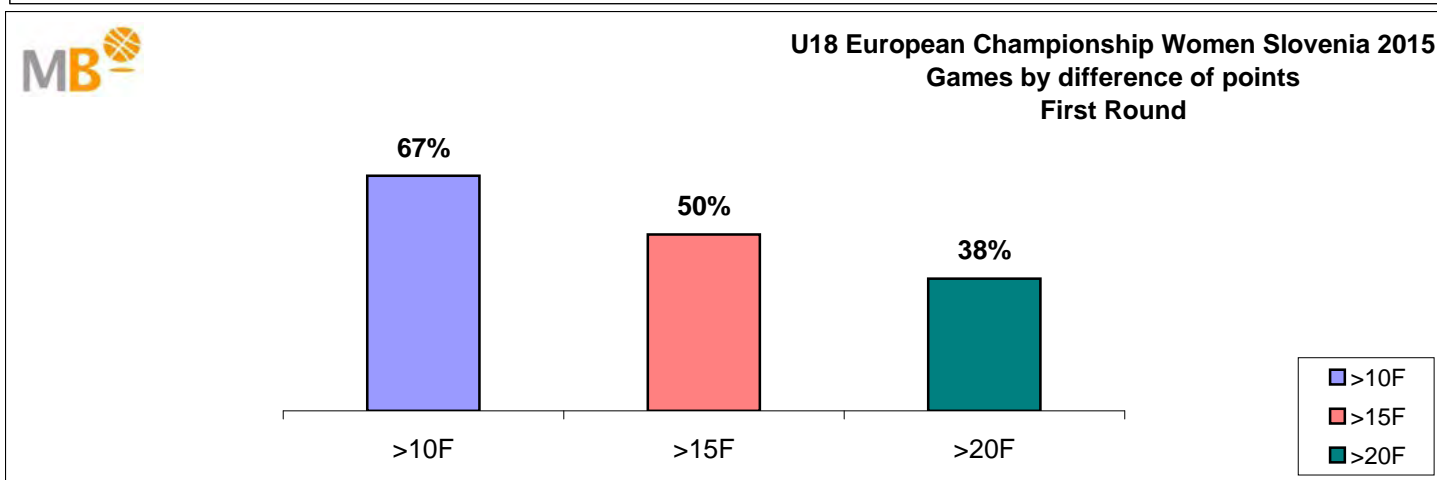
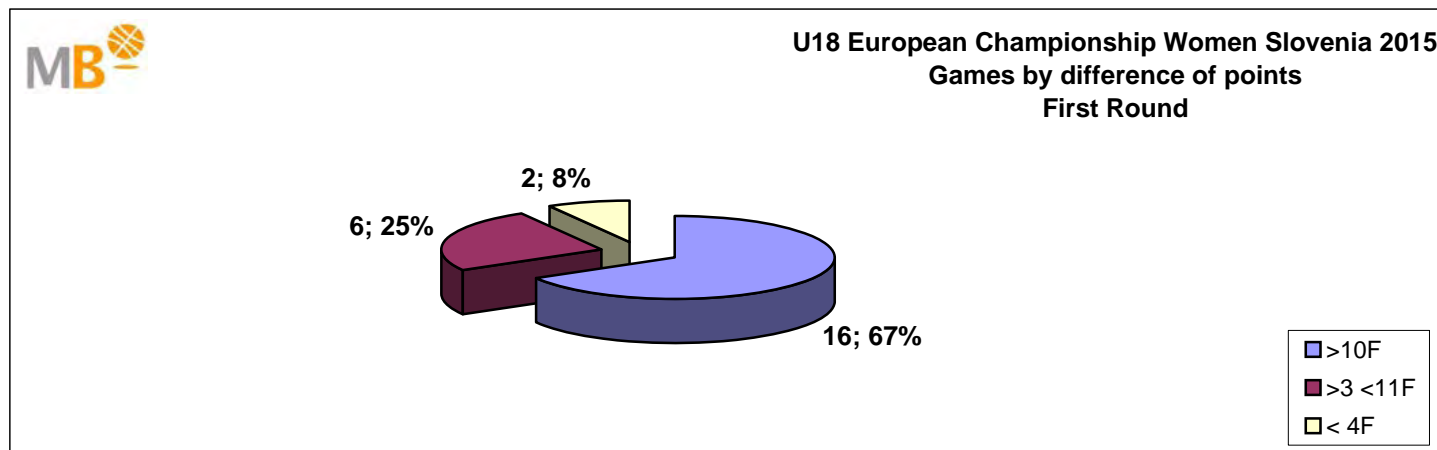
| Games | Score | 1Q | 2Q | 3Q | 4Q | O | O | T | T | E2°Q | E3°Q | >10 2° | >10 3° | >10 F | >3 <11 F | <4 F | | | | | | |
|---------------------|----------------|----|----|----|----|----|----|----|----|------|------|--------|--------|-------|----------|------|----|----------|----------|----------|----------|----------|
| 1 Lithuania-Estonia | 67 - 44 | 16 | 14 | 16 | 9 | 17 | 11 | 18 | 10 | | | 67 | 44 | 32 | 23 | 49 | 34 | 0 | 1 | 1 | 0 | 0 |
| 2 Poland-Serbia | 64 - 56 | 19 | 13 | 13 | 15 | 21 | 7 | 11 | 21 | | | 64 | 56 | 32 | 28 | 53 | 35 | 0 | 1 | 0 | 1 | 0 |
| 3 Serbia-Lithuania | 66 - 70 | 15 | 22 | 15 | 14 | 13 | 18 | 23 | 16 | | | 66 | 70 | 30 | 36 | 43 | 54 | 0 | 1 | 0 | 1 | 0 |
| 4 Estonia-Poland | 39 - 75 | 17 | 22 | 7 | 13 | 7 | 25 | 8 | 15 | | | 39 | 75 | 24 | 35 | 31 | 60 | 1 | 1 | 1 | 0 | 0 |
| 5 Lithuania-Poland | 40 - 53 | 17 | 18 | 5 | 19 | 7 | 5 | 11 | 11 | | | 40 | 53 | 22 | 37 | 29 | 42 | 1 | 1 | 1 | 0 | 0 |
| 6 Serbia-Estonia | 55 - 53 | 8 | 17 | 19 | 16 | 22 | 9 | 6 | 11 | | | 55 | 53 | 27 | 33 | 49 | 42 | 0 | 0 | 0 | 0 | 1 |
| | | | | | | | | | | | | | | | | | | 2 | 5 | 3 | 2 | 1 |



| | |
|----------|--|
| >10 F | Games finished with a difference of more than 10 points |
| >15 F | Games finished with a difference of more than 15 points |
| >20 F | Games finished with a difference of more than 20 points |
| >3 <11 F | Games finished with a difference between 4 and 10 points |
| <4 F | Games finished with a difference of less than 4 points |



U18 European Championship Women Slovenia 2015 First Round



| | |
|---------|--|
| >10 F | Games finished with a difference of more than 10 points |
| >15 F | Games finished with a difference of more than 15 points |
| >20 F | Games finished with a difference of more than 20 points |
| >3<11 F | Games finished with a difference between 4 and 10 points |
| <4 F | Games finished with a difference of less than 4 points |

Games: 24

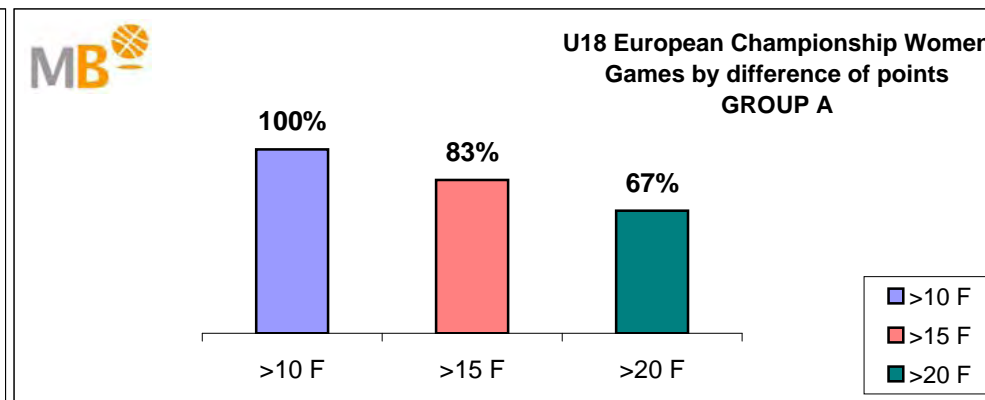
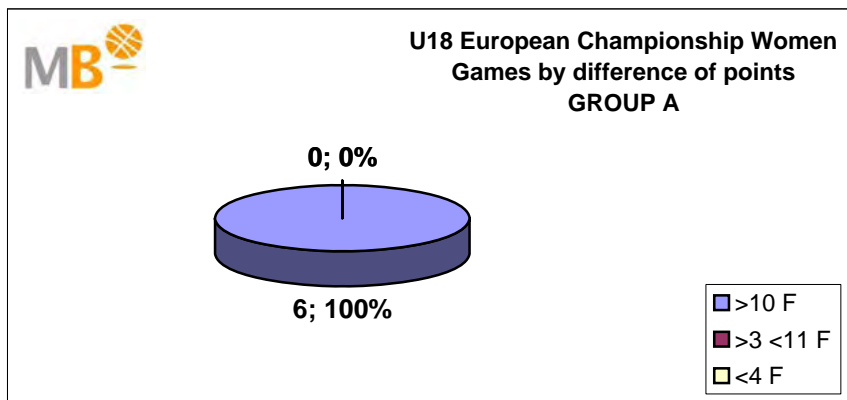
01-Aug-15

U18 European Championship Women Slovenia 2015

GROUP A



| Games | Score | 1Q | 2Q | 3Q | 4Q | O | O | T | T | E2 ^o Q | E3 ^o Q | >10 2 ^o | >10 3 ^o | >10 F | >3 <11 F | <4 F | | | | | | |
|--------------------|----------------|----|----|----|----|----|----|----|----|-------------------|-------------------|--------------------|--------------------|-------|----------|------|----|----------|----------|----------|----------|----------|
| 1 Italy-France | 51 - 65 | 8 | 16 | 11 | 14 | 19 | 15 | 13 | 20 | | | 51 | 65 | 19 | 30 | 38 | 45 | 1 | 0 | 1 | 0 | 0 |
| 2 Lithuania-Israel | 58 - 79 | 14 | 17 | 13 | 14 | 14 | 21 | 17 | 27 | | | 58 | 79 | 27 | 31 | 41 | 52 | 0 | 1 | 1 | 0 | 0 |
| 3 Israel-Italy | 55 - 90 | 20 | 28 | 5 | 20 | 15 | 25 | 15 | 17 | | | 55 | 90 | 25 | 48 | 40 | 73 | 1 | 1 | 1 | 0 | 0 |
| 4 France-Lithuania | 70 - 48 | 15 | 13 | 15 | 9 | 23 | 17 | 17 | 9 | | | 70 | 48 | 30 | 22 | 53 | 39 | 0 | 1 | 1 | 0 | 0 |
| 5 Israel-France | 31 - 56 | 3 | 17 | 8 | 12 | 10 | 8 | 10 | 19 | | | 31 | 56 | 11 | 29 | 21 | 37 | 1 | 1 | 1 | 0 | 0 |
| 6 Italy-Lithuania | 85 - 65 | 18 | 25 | 22 | 12 | 16 | 15 | 29 | 13 | | | 85 | 65 | 40 | 37 | 56 | 52 | 0 | 0 | 1 | 0 | 0 |
| | | | | | | | | | | | | | | | | | | 3 | 4 | 6 | 0 | 0 |



| | |
|----------|--|
| >10 F | Games finished with a difference of more than 10 points |
| >15 F | Games finished with a difference of more than 15 points |
| >20 F | Games finished with a difference of more than 20 points |
| >3 <11 F | Games finished with a difference between 4 and 10 points |
| <4 F | Games finished with a difference of less than 4 points |

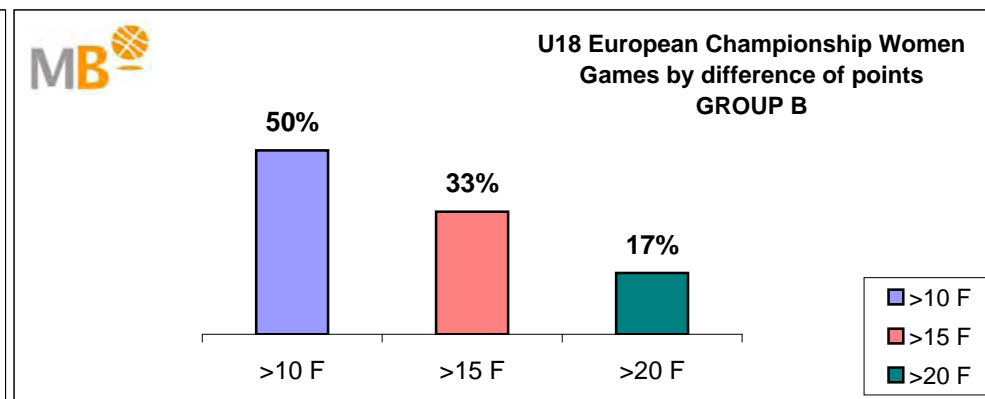
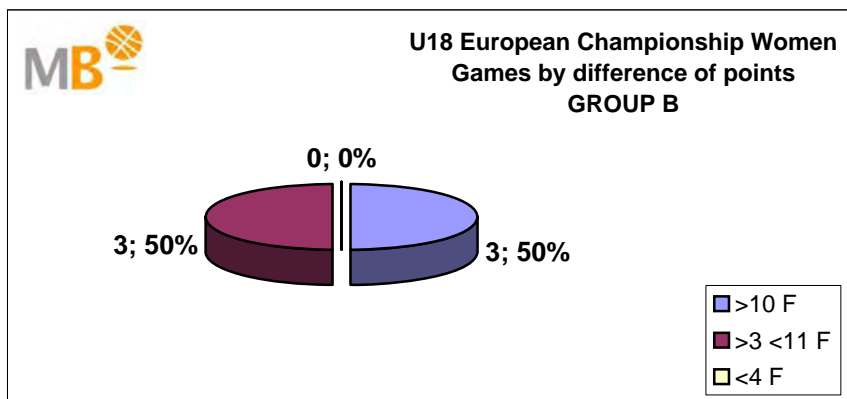


U18 European Championship Women Slovenia 2015

GROUP B



| Games | Score | 1Q | 2Q | 3Q | 4Q | O | O | T | T | E2°Q | E3°Q | >10 2° | >10 3° | >10 F | >3 <11 F | <4 F | | | | | | |
|-------------------|----------------|----|----|----|----|----|----|----|----|------|------|----------|----------|----------|----------|----------|----|---|---|---|---|---|
| 1 Portugal-Poland | <u>60 - 38</u> | 15 | 11 | 15 | 10 | 16 | 7 | 14 | 10 | 60 | 38 | 30 | 21 | 46 | 28 | 0 | 1 | 1 | 0 | 0 | | |
| 2 Spain-Russia | <u>70 - 63</u> | 6 | 23 | 14 | 16 | 30 | 10 | 20 | 14 | 70 | 63 | 20 | 39 | 50 | 49 | 1 | 0 | 0 | 1 | 0 | | |
| 3 Russia-Portugal | <u>83 - 71</u> | 14 | 22 | 23 | 18 | 14 | 15 | 32 | 16 | 83 | 71 | 37 | 40 | 51 | 55 | 0 | 0 | 1 | 0 | 0 | | |
| 4 Poland-Spain | <u>46 - 50</u> | 14 | 16 | 8 | 13 | 12 | 9 | 8 | 4 | 4 | 8 | 46 | 50 | 22 | 29 | 34 | 38 | 0 | 0 | 0 | 1 | 0 |
| 5 Spain-Portugal | <u>66 - 61</u> | 12 | 14 | 19 | 12 | 8 | 8 | 13 | 18 | 14 | 9 | 66 | 61 | 31 | 26 | 39 | 34 | 0 | 0 | 0 | 1 | 0 |
| 6 Poland-Russia | <u>37 - 85</u> | 13 | 2 | 13 | 24 | 14 | 19 | 7 | 21 | 47 | 66 | 26 | 26 | 40 | 45 | 0 | 0 | 1 | 0 | 0 | 0 | |
| | | | | | | | | | | | | 1 | 1 | 3 | 3 | 0 | | | | | | |



| | |
|----------|--|
| >10 F | Games finished with a difference of more than 10 points |
| >15 F | Games finished with a difference of more than 15 points |
| >20 F | Games finished with a difference of more than 20 points |
| >3 <11 F | Games finished with a difference between 4 and 10 points |
| <4 F | Games finished with a difference of less than 4 points |

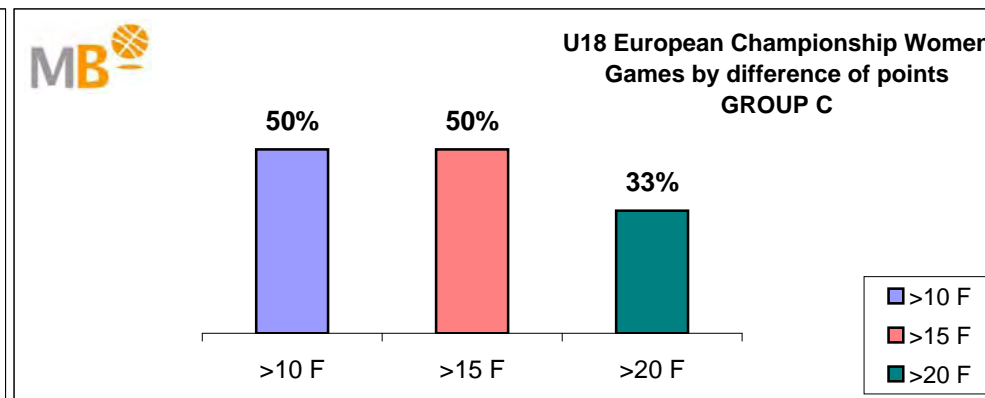
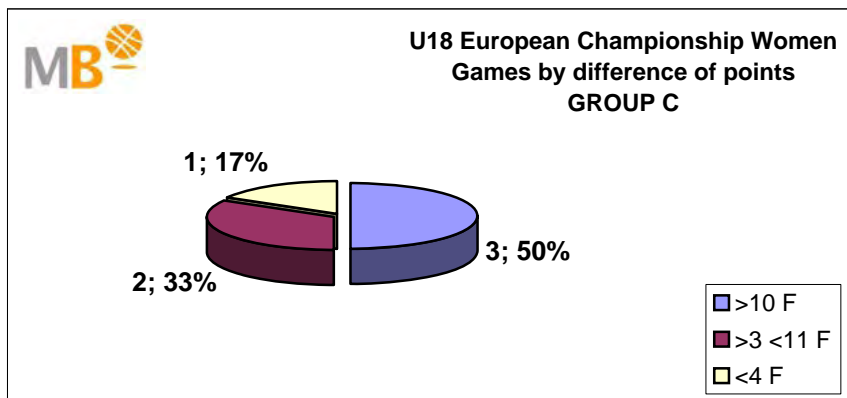


U18 European Championship Women Slovenia 2015

GROUP C



| Games | Score | 1Q | 2Q | 3Q | 4Q | O | O | T | T | E2 ^o Q | E3 ^o Q | >10 2 ^o | >10 3 ^o | >10 F | >3 <11 F | <4 F | | | | | | |
|--------------------|----------------|----|----|----|----|----|----|----|----|-------------------|-------------------|--------------------|--------------------|----------|----------|----------|----|---|---|---|---|---|
| 1 Serbia-Slovenia | 56 - 72 | 19 | 19 | 17 | 26 | 15 | 10 | 5 | 17 | | | 56 | 72 | 36 | 45 | 51 | 55 | 0 | 0 | 1 | 0 | 0 |
| 2 Hungary-Belgium | 57 - 56 | 21 | 13 | 14 | 20 | 10 | 13 | 12 | 10 | | | 57 | 56 | 35 | 33 | 45 | 46 | 0 | 0 | 0 | 0 | 1 |
| 3 Belgium-Serbia | 50 - 46 | 19 | 6 | 8 | 14 | 9 | 11 | 14 | 15 | | | 50 | 46 | 27 | 20 | 36 | 31 | 0 | 0 | 0 | 1 | 0 |
| 4 Slovenia-Hungary | 71 - 50 | 13 | 17 | 18 | 15 | 20 | 10 | 20 | 8 | | | 71 | 50 | 31 | 32 | 51 | 42 | 0 | 0 | 1 | 0 | 0 |
| 5 Hungary-Serbia | 77 - 56 | 17 | 15 | 20 | 12 | 24 | 16 | 16 | 13 | | | 77 | 56 | 37 | 27 | 61 | 43 | 0 | 1 | 1 | 0 | 0 |
| 6 Slovenia-Belgium | 68 - 59 | 23 | 10 | 14 | 21 | 14 | 17 | 17 | 11 | | | 68 | 59 | 37 | 31 | 51 | 48 | 0 | 0 | 0 | 1 | 0 |
| | | | | | | | | | | | | 0 | 1 | 3 | 2 | 1 | | | | | | |



- >10 F** Games finished with a difference of more than 10 points
- >15 F** Games finished with a difference of more than 15 points
- >20 F** Games finished with a difference of more than 20 points
- >3 <11 F** Games finished with a difference between 4 and 10 points
- <4 F** Games finished with a difference of less than 4 points

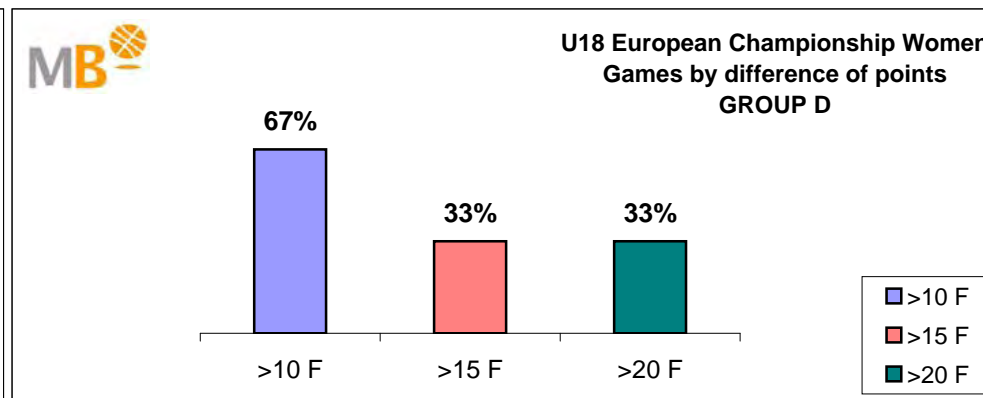
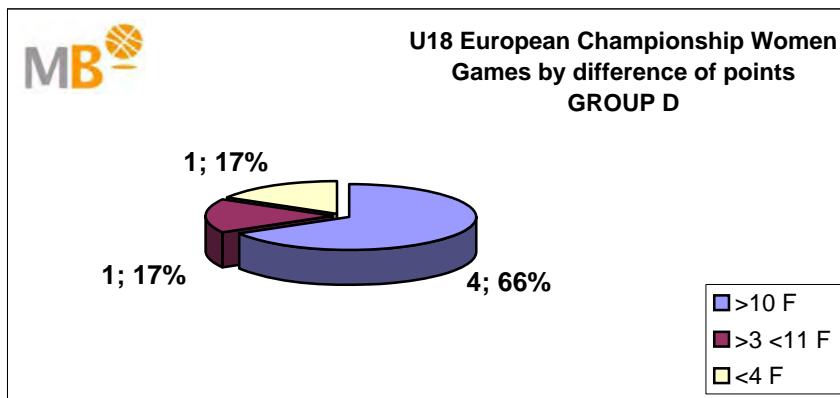


U18 European Championship Women Slovenia 2015

GROUP D



| Games | Score | 1Q | 2Q | 3Q | 4Q | O | O | T | T | E2 ^o Q | E3 ^o Q | >10 2 ^o | >10 3 ^o | >10 F | >3 <11 F | <4 F | | | | | | |
|--------------------------|----------------|----|----|----|----|----|----|----|----|-------------------|-------------------|--------------------|--------------------|----------|----------|----------|----|---|---|---|---|---|
| 1 Czech Repu-Croatia | 66 - 78 | 17 | 25 | 19 | 12 | 12 | 16 | 18 | 25 | | | 66 | 78 | 36 | 37 | 48 | 53 | 0 | 0 | 1 | 0 | 0 |
| 2 Netherland-Estonia | 66 - 37 | 18 | 11 | 12 | 7 | 22 | 7 | 14 | 12 | | | 66 | 37 | 30 | 18 | 52 | 25 | 1 | 1 | 1 | 0 | 0 |
| 3 Estonia-Czech Republic | 29 - 76 | 9 | 28 | 9 | 13 | 6 | 19 | 5 | 16 | | | 29 | 76 | 18 | 41 | 24 | 60 | 1 | 1 | 1 | 0 | 0 |
| 4 Croatia-Netherlands | 67 - 69 | 16 | 10 | 14 | 16 | 17 | 12 | 13 | 22 | 7 | 9 | 67 | 69 | 30 | 26 | 47 | 38 | 0 | 0 | 0 | 0 | 1 |
| 5 Czech Repu-Netherlands | 60 - 55 | 26 | 10 | 16 | 12 | 11 | 15 | 7 | 18 | | | 60 | 55 | 42 | 22 | 53 | 37 | 1 | 1 | 0 | 1 | 0 |
| 6 Estonia-Croatia | 49 - 64 | 12 | 18 | 13 | 17 | 13 | 16 | 11 | 13 | | | 49 | 64 | 25 | 35 | 38 | 51 | 0 | 1 | 1 | 0 | 0 |
| | | | | | | | | | | | | 3 | 4 | 4 | 1 | 1 | | | | | | |



- >10 F** Games finished with a difference of more than 10 points
- >15 F** Games finished with a difference of more than 15 points
- >20 F** Games finished with a difference of more than 20 points
- >3 <11 F** Games finished with a difference between 4 and 10 points
- <4F** Games finished with a difference of less than 4 points



U18 European Championship Women

Slovenia 2015



SCOREBOARD

Preliminary Round

GROUP A

| | Team | P | W/L | F/A | Pts |
|----|------------------|---|-----|---------|----------|
| 1. | <u>France</u> | 3 | 3/0 | 191/130 | 6 |
| 2. | <u>Italy</u> | 3 | 2/1 | 226/185 | 5 |
| 3. | <u>Israel</u> | 3 | 1/2 | 165/204 | 4 |
| 4. | <u>Lithuania</u> | 3 | 0/3 | 171/234 | 3 |

GROUP B

| | Team | P | W/L | F/A | Pts |
|----|-----------------|---|-----|---------|----------|
| 1. | <u>Spain</u> | 3 | 3/0 | 186/170 | 6 |
| 2. | <u>Russia</u> | 3 | 2/1 | 231/178 | 5 |
| 3. | <u>Portugal</u> | 3 | 1/2 | 192/187 | 4 |
| 4. | <u>Poland</u> | 3 | 0/3 | 121/195 | 3 |

Second Round

GROUP E

| | Team | P | W/L | F/A | Pts |
|----|-----------------|---|-----|---------|-----------|
| 1. | <u>France</u> | 5 | 5/0 | 285/228 | 10 |
| 2. | <u>Spain</u> | 5 | 4/1 | 341/301 | 9 |
| 3. | <u>Russia</u> | 5 | 3/2 | 337/301 | 8 |
| 4. | <u>Italy</u> | 5 | 2/3 | 314/294 | 7 |
| 5. | <u>Portugal</u> | 5 | 1/4 | 281/295 | 6 |
| 6. | <u>Israel</u> | 5 | 0/5 | 232/371 | 5 |

GROUP G

| | Team | P | W/L | F/A | Pts |
|----|------------------|---|-----|---------|----------|
| 1. | <u>Poland</u> | 3 | 3/0 | 192/135 | 6 |
| 2. | <u>Lithuania</u> | 3 | 2/1 | 177/163 | 5 |
| 3. | <u>Serbia</u> | 3 | 1/2 | 177/187 | 4 |
| 4. | <u>Estonia</u> | 3 | 0/3 | 136/197 | 3 |

GROUP C

| | Team | P | W/L | F/A | Pts |
|----|-----------------|---|-----|---------|----------|
| 1. | <u>Slovenia</u> | 3 | 3/0 | 211/165 | 6 |
| 2. | <u>Hungary</u> | 3 | 2/1 | 184/183 | 5 |
| 3. | <u>Belgium</u> | 3 | 1/2 | 165/171 | 4 |
| 4. | <u>Serbia</u> | 3 | 0/3 | 158/199 | 3 |

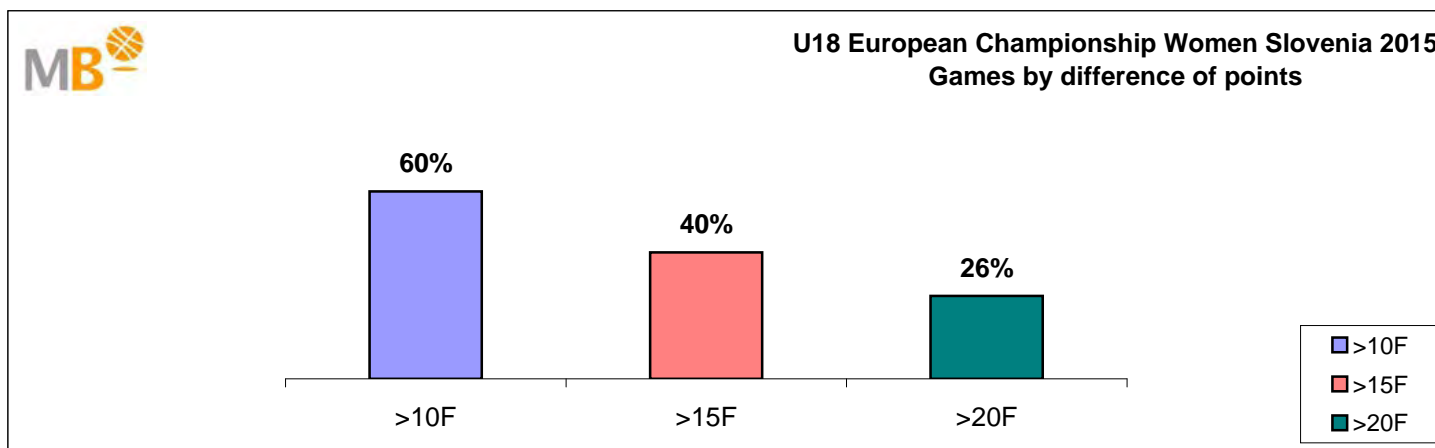
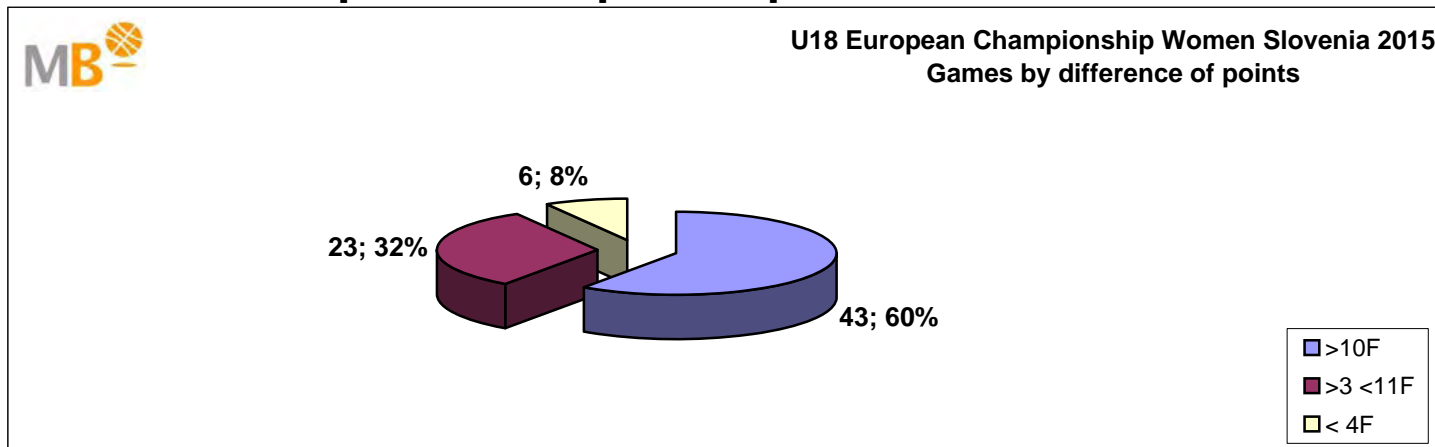
GROUP D

| | Team | P | W/L | F/A | Pts |
|----|-----------------------|---|-----|---------|----------|
| 1. | <u>Croatia</u> | 3 | 2/1 | 209/184 | 5 |
| 2. | <u>Netherlands</u> | 3 | 2/1 | 190/164 | 5 |
| 3. | <u>Czech Republic</u> | 3 | 2/1 | 202/162 | 5 |
| 4. | <u>Estonia</u> | 3 | 0/3 | 115/206 | 3 |

GROUP F

| | Team | P | W/L | F/A | Pts |
|----|-----------------------|---|-----|---------|----------|
| 1. | <u>Czech Republic</u> | 5 | 4/1 | 335/293 | 9 |
| 2. | <u>Slovenia</u> | 5 | 4/1 | 357/298 | 9 |
| 3. | <u>Belgium</u> | 5 | 2/3 | 284/274 | 7 |
| 4. | <u>Netherlands</u> | 5 | 2/3 | 267/307 | 7 |
| 5. | <u>Croatia</u> | 5 | 2/3 | 325/329 | 7 |
| 6. | <u>Hungary</u> | 5 | 1/4 | 254/321 | 6 |

U18 European Championship Women Slovenia 2015



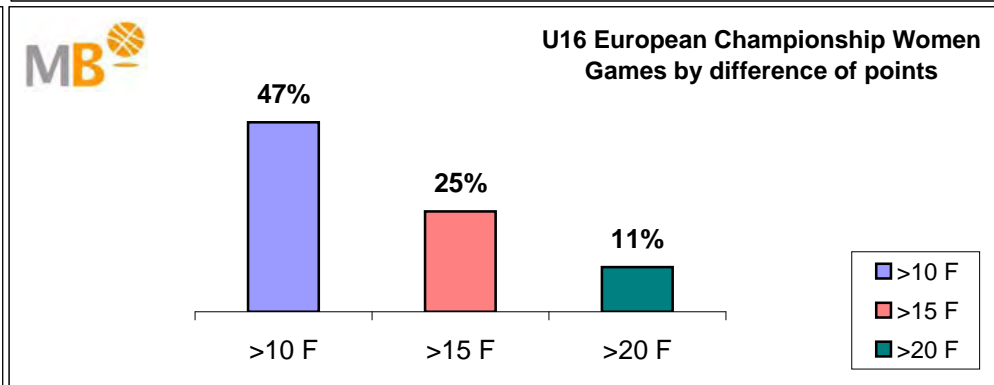
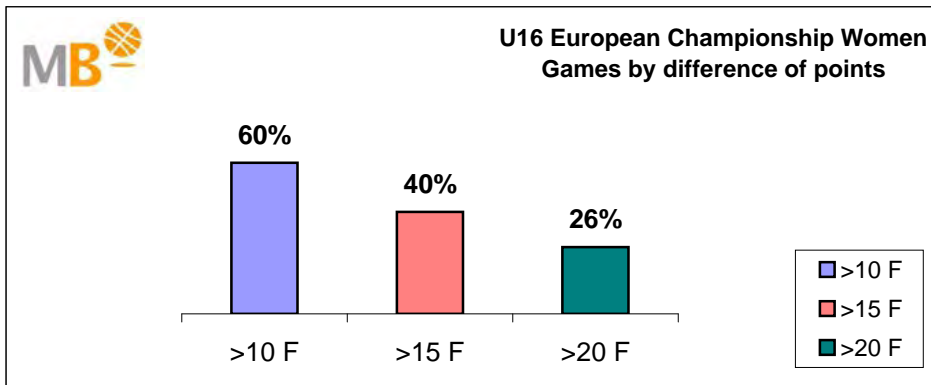
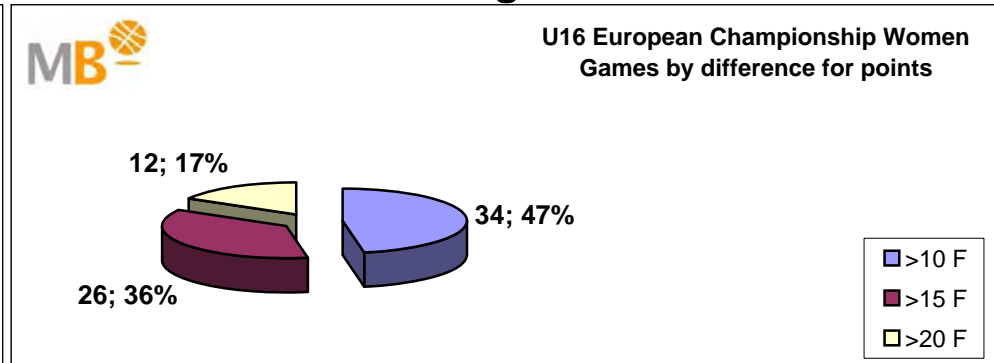
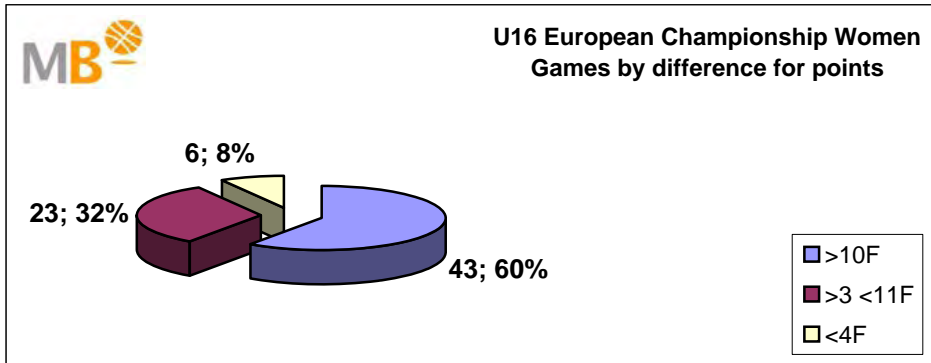
| | |
|---------|--|
| >10 F | Games finished with a difference of more than 10 points |
| >15 F | Games finished with a difference of more than 15 points |
| >20 F | Games finished with a difference of more than 20 points |
| >3<11 F | Games finished with a difference between 4 and 10 points |
| <4 F | Games finished with a difference of less than 4 points |

Games: 72
09-Aug-15

U18 European Championship Women

Slovenia 2015

Portugal 2014



Games: 72

9-Aug-15

1^a Spain
2^a France

| | |
|---------|--|
| >10 F | Games finished with a difference of more than 10 points |
| >15 F | Games finished with a difference of more than 15 points |
| >20 F | Games finished with a difference of more than 20 points |
| >3<11 F | Games finished with a difference between 4 and 10 points |
| <4 F | Games finished with a difference of less than 4 points |

Games: 72

27-Jul-14

1^a Russia
2^a France