

FIBA U19 World Championship Women

Russia 2015

Spain



News

Spain

Points/Minute

Angela Salvadores	0,52
Laura Quevedo	0,44
Nogaye Lo Sylla	0,29
Maria Conde	0,39

Efe/Minute

Angela Salvadores	0,42
Laura Quevedo	0,47
Nogaye Lo Sylla	0,36
Maria Conde	0,26

40'

21
18
12
15

40'

17
19
14
11

Maria Conde	0,24
Laia Flores	0,30
Helena Orts I Martinez	0,32
Laia Raventos	0,15

Maria Conde	0,16
Laia Flores	0,34
Helena Orts I Martinez	0,25
Laia Raventos	0,40

40'

10
12
13
6

40'

7
14
10
16

M ^a Teresa Cazorla	0,16
Ani Calvo Diaz	0,54
Sara Zaragoza	0,18
Lucía Togores	0,00

M ^a Teresa Cazorla	0,20
Ani Calvo Diaz	0,54
Sara Zaragoza	-0,27
Lucía Togores	0,44

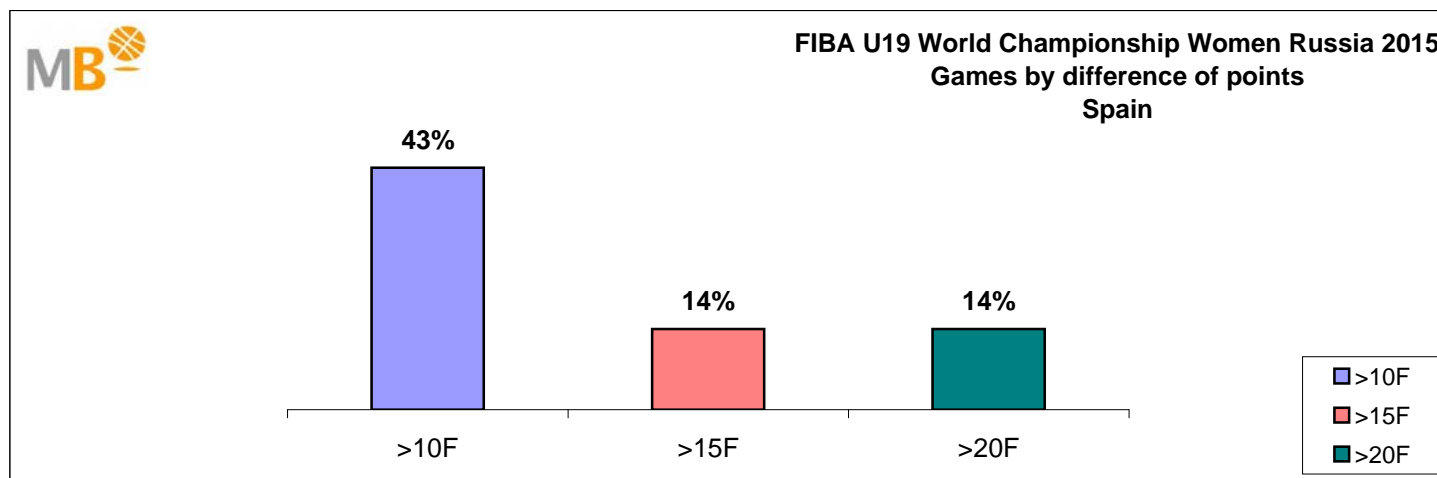
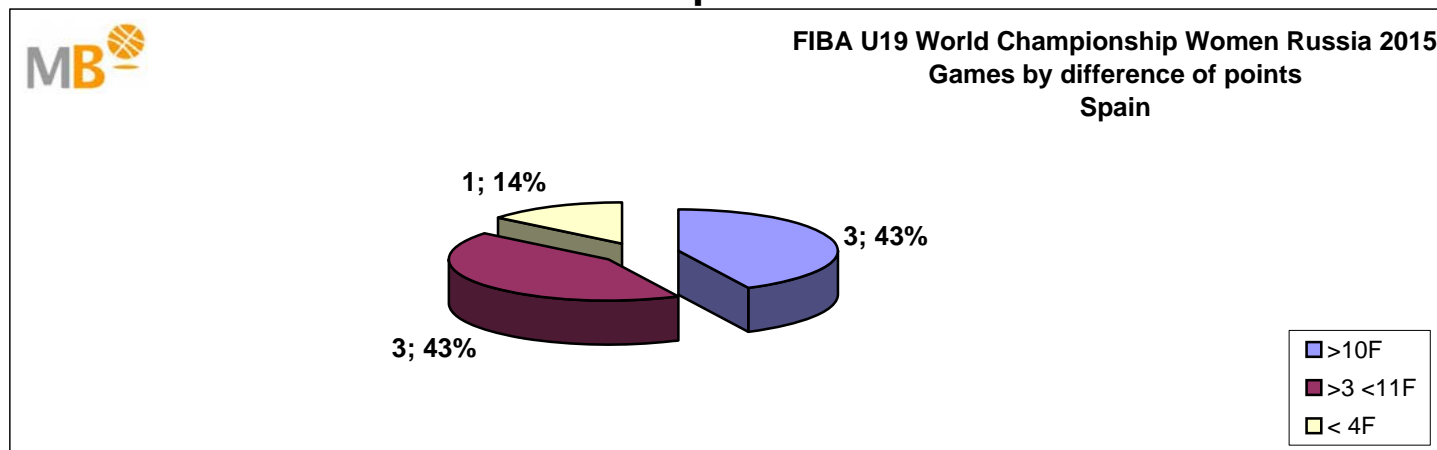
40'

7
22
7
0

40'

8
22
-11
18

FIBA U19 World Championship Women Russia 2015 Spain



>10 F	Games finished with a difference of more than 10 points
>15 F	Games finished with a difference of more than 15 points
>20 F	Games finished with a difference of more than 20 points
>3<11 F	Games finished with a difference between 4 and 10 points
<4 F	Games finished with a difference of less than 4 points

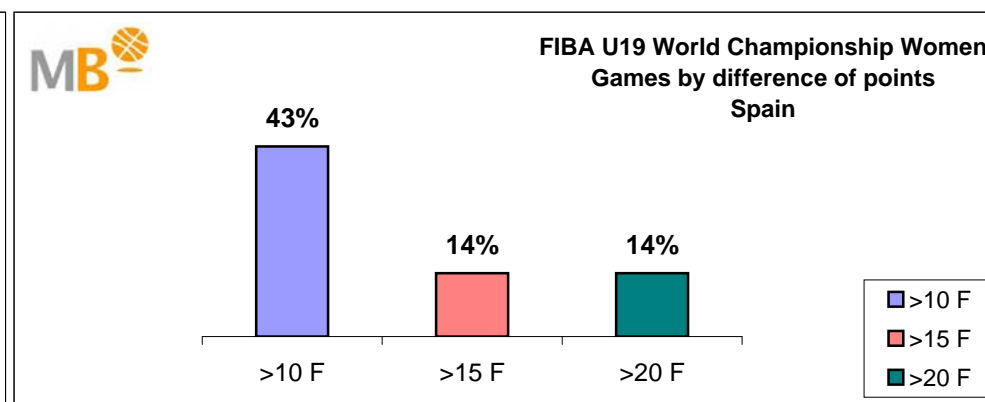
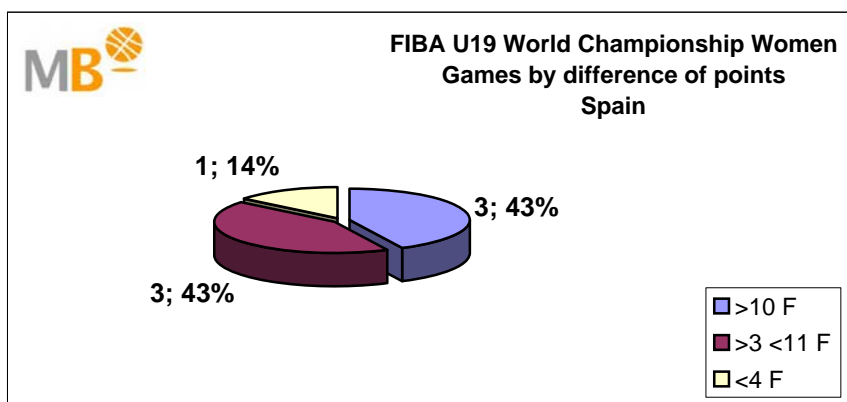
Games: 7
26-Jul-15
W: 3
L: 4

FIBA U19 World Championship Women Russia 2015

Spain



Games	Score	1Q	2Q	3Q	4Q	O	O	T	T	E2 ^o Q	E3 ^o Q	>10 2 ^o	>10 3 ^o	>10 F	>3 <11 F	<4 F				
1 Spain-USA	<u>57-72</u>	13	15	11	21	16	23	17	13	57	72	24	36	40	59	1	1	1	0	0
2 Egypt-Spain	<u>64-87</u>	16	22	24	14	16	26	8	25	64	87	40	36	56	62	0	0	1	0	0
3 China-Spain	<u>66-63</u>	20	19	16	15	17	14	13	15	66	63	36	34	53	48	0	0	0	0	1
4 Netherlands-Spain	<u>68-73</u>	19	22	15	14	19	20	15	17	68	73	34	36	53	56	0	0	0	1	0
5 Spain-Belgium	<u>70-66</u>	15	12	23	22	19	14	13	18	70	66	38	34	57	48	0	0	0	1	0
6 Spain-USA	<u>65-80</u>	19	21	12	23	19	18	15	18	65	80	31	44	50	62	1	1	1	0	0
7 Australia-Spain	<u>69-62</u>	29	13	14	20	14	15	12	14	69	62	43	33	57	48	0	0	0	1	0
												2	2	3	3	1				



- >10 F** Games finished with a difference of more than 10 points
- >15 F** Games finished with a difference of more than 15 points
- >20 F** Games finished with a difference of more than 20 points
- >3 <11 F** Games finished with a difference between 4 and 10 points
- <4F** Games finished with a difference of less than 4 points



FIBA U19 World Championship Women Russia 2015

Spain

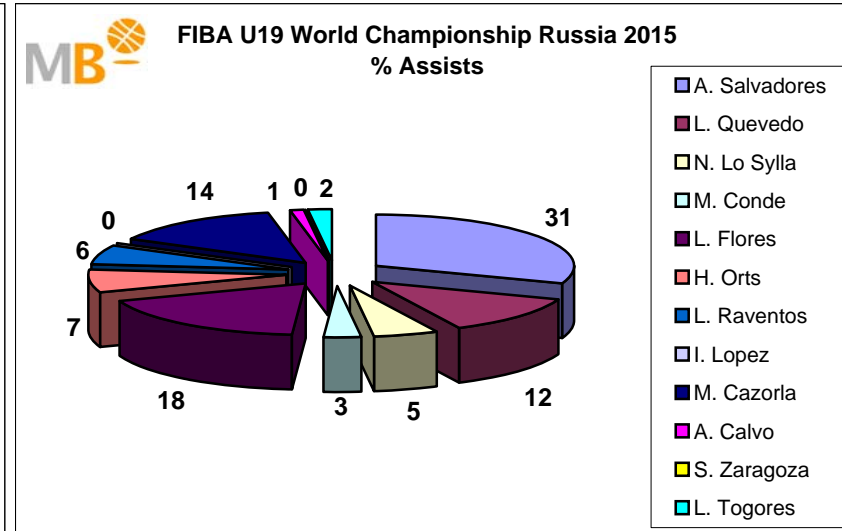
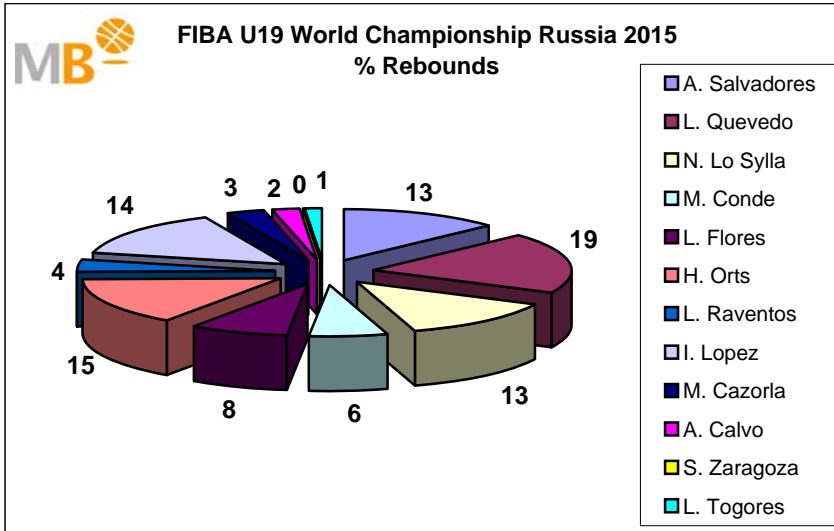
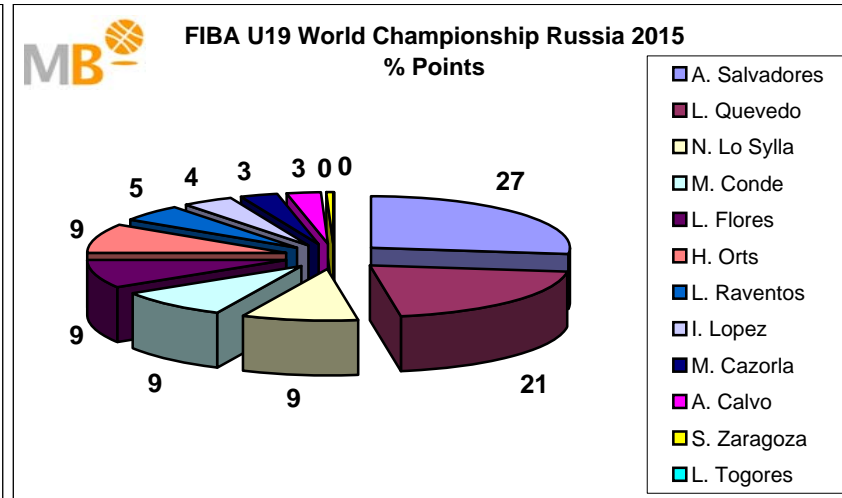
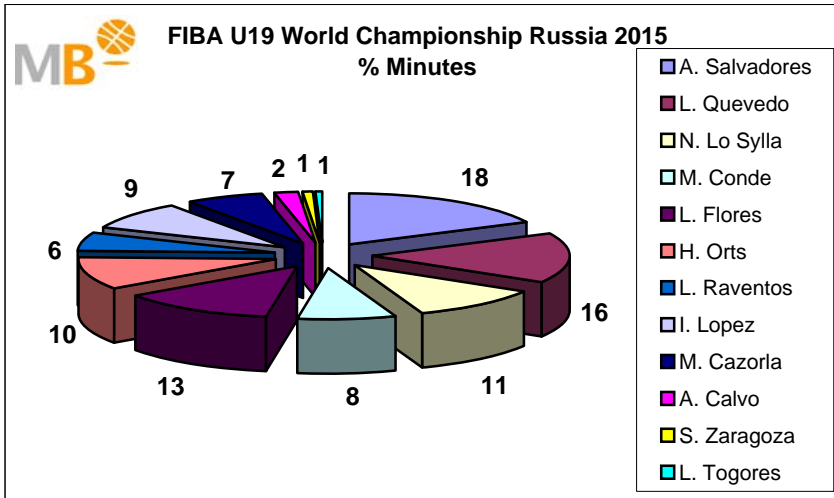


Cumulated Statistics			Shots				Rebounds															
#	Players	G	Min	FG	2pts	3pts	FT	O	D	Tot	As	PF	To	St	BS	+/-	Ef	Pts				
8	<u>Angela Salvadores</u>	7	248	54/123	43.9%	46/90	51.1%	8/33	24.2%	13/20	65%	7	22	29	30	15	24	14	2	-14	104	129
9	<u>Laura Quevedo</u>	7	222	35/78	44.9%	27/48	56.2%	8/30	26.7%	20/25	80%	15	27	42	12	16	11	10	1	-12	104	98
7	<u>Nogaye Lo Sylla</u>	7	152	20/46	43.5%	20/46	43.5%	0/0	0%	4/10	40%	7	22	29	5	22	7	6	10	-22	55	44
13	<u>Maria Conde</u>	7	114	17/44	38.6%	15/31	48.4%	2/13	15.4%	8/11	72.7%	1	13	14	3	12	11	8	2	-23	30	44
10	<u>Laia Flores</u>	7	177	15/56	26.8%	6/32	18.8%	9/24	37.5%	4/4	100%	4	14	18	18	12	14	5	0	-34	29	43
12	<u>Helena Orts I Martinez</u>	7	145	21/50	42%	21/50	42%	0/0	0%	1/4	25%	16	17	33	7	15	8	5	1	-19	49	43
4	<u>Laia Raventos</u>	7	81	10/24	41.7%	7/17	41.2%	3/7	42.9%	3/4	75%	1	8	9	6	10	11	5	0	17	20	26
14	<u>Iho Lopez</u>	7	123	9/19	47.4%	9/19	47.4%	0/0	0%	1/2	50%	11	21	32	0	22	7	10	6	19	49	19
5	<u>Mª Teresa Cazorla</u>	7	92	7/24	29.2%	6/14	42.9%	1/10	10%	0/0	0%	1	6	7	14	13	5	4	0	7	18	15
6	<u>Ani Calvo Diaz</u>	5	26	5/10	50%	1/3	33.3%	4/7	57.1%	0/0	0%	2	3	5	1	5	2	0	1	17	14	14
15	<u>Sara Zaragoza</u>	3	11	1/4	25%	1/3	33.3%	0/10	0%	0/0	0%	0	0	0	0	2	3	0	1	13	-3	2
11	<u>Lucía Togores</u>	3	9	0/10	0%	0/0	0%	0/10	0%	0/0	0%	0	3	3	2	0	1	1	0	11	4	0
Team/Coaches								10	18	28	0	0	8	0	0	0	0	0	0.0	0.0		
TOTALS			1400	194/479	40.5%	159/353	45%	35/126	27.8%	54/80	67.5%	75	174	249	98	144	112	68	24	-40	473.0	477

Average Statistics			Shots				Rebounds															
#	Players	G	Min	FG	2pts	3pts	FT	O	D	Tot	As	PF	To	St	BS	+/-	Ef	Pts				
8	<u>Angela Salvadores</u>	7	35.4	7.7/17.6	43.9%	6.6/12.9	51.1%	1.1/4.7	24.2%	1.9/2.9	65%	1.0	3.1	4.1	4.3	2.1	3.4	2.0	0.3	-2.0	14.9	18.4
9	<u>Laura Quevedo</u>	7	31.7	5.0/11.1	44.9%	3.9/6.9	56.2%	1.1/4.3	26.7%	2.9/3.6	80%	2.1	3.9	6.0	1.7	2.3	1.6	1.4	0.1	-1.7	14.9	14
7	<u>Nogaye Lo Sylla</u>	7	21.8	2.9/6.6	43.5%	2.9/6.6	43.5%	0.0/0.0	0%	0.6/1.4	40%	1.0	3.1	4.1	0.7	3.1	1.0	0.9	1.4	-3.1	7.9	6.3
13	<u>Maria Conde</u>	7	16.2	2.4/6.3	38.6%	2.1/4.4	48.4%	0.3/1.9	15.4%	1.1/1.6	72.7%	0.1	1.9	2.0	0.4	1.7	1.6	1.1	0.3	-3.3	4.3	6.3
10	<u>Laia Flores</u>	7	25.2	2.1/8.0	26.8%	0.9/4.6	18.8%	1.3/3.4	37.5%	0.6/0.6	100%	0.6	2.0	2.6	2.6	1.7	2.0	0.7	0.0	-4.9	4.1	6.1
12	<u>Helena Orts I Martinez</u>	7	20.7	3.0/7.1	42%	3.0/7.1	42%	0.0/0.0	0%	0.1/0.6	25%	2.3	2.4	4.7	1.0	2.1	1.1	0.7	0.1	-2.7	7.0	6.1
4	<u>Laia Raventos</u>	7	11.5	1.4/3.4	41.7%	1.0/2.4	41.2%	0.4/1.0	42.9%	0.4/0.6	75%	0.1	1.1	1.3	0.9	1.4	1.6	0.7	0.0	2.4	2.9	3.7
6	<u>Ani Calvo Diaz</u>	5	5.1	1.0/2.0	50%	0.2/0.6	33.3%	0.8/1.4	57.1%	0.0/0.0	0%	0.4	0.6	1.0	0.2	1.0	0.4	0.0	0.2	3.4	2.8	2.8
14	<u>Iho Lopez</u>	7	17.6	1.3/2.7	47.4%	1.3/2.7	47.4%	0.0/0.0	0%	0.1/0.3	50%	1.6	3.0	4.6	0.0	3.1	1.0	1.4	0.9	2.7	7.0	2.7
5	<u>Maria Teresa Cazorla</u>	7	13.1	1.0/3.4	29.2%	0.9/2.0	42.9%	0.1/1.4	10%	0.0/0.0	0%	0.1	0.9	1.0	2.0	1.9	0.7	0.6	0.0	1.0	2.6	2.1
15	<u>Sara Zaragoza</u>	3	3.8	0.3/1.3	25%	0.3/1.0	33.3%	0.0/0.30	0%	0.0/0.0	0%	0.0	0.0	0.0	0.0	0.7	1.0	0.0	0.3	4.3	-1.0	0.7
11	<u>Lucía Togores</u>	3	3.1	0.0/0.30	0%	0.0/0.0	0%	0.0/0.30	0%	0.0/0.0	0%	0.0	1.0	1.0	0.7	0.0	0.3	0.3	0.0	3.7	1.3	0
Team/Coaches								1.4	2.6	4.0	0.0	0.0	1.1	0.0	0.0	0.0	0.0	0.0	0.0	0.0		
TOTALS			200.0	27.7/68.4	40.5%	22.7/50.4	45%	5.0/18.0	27.8%	7.7/11.4	67.5%	10.7	24.9	35.6	14.0	20.6	16.0	9.7	3.4	-5.7	67.6	68.1

FIBA U19 World Championship Women Russia 2015

Spain



FIBA U19 World Championship Women Russia 2015

Australia-Spain (69-62)

3rd Place

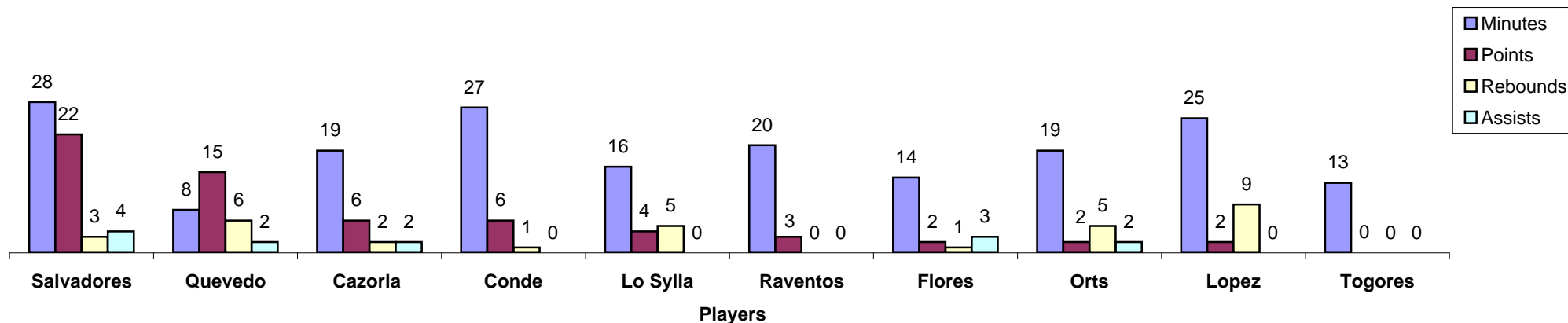


Spain

#	Players	Min	Shots				Rebounds					+/-	Ef	Pts			
			FG	2pts	3pts	FT	O	D	Tot	As	PF				To	St	BS
8	<u>Angela Salvadores</u>	34:10:00	10/22 45.5%	10/19 52.6%	0/3 0%	2/6 33.3%	0	3	3	4	3	4	3	1	-6	13	22
9	<u>Laura Quevedo</u>	35:34:00	6/15 40%	5/12 41.7%	1/3 33.3%	2/2 100%	0	6	6	2	2	2	2	1	-4	15	15
5	<u>Maria Teresa Cazorla</u>	17:03	3/8 37.5%	3/6 50%	0/2 0%	0/0 -%	1	1	2	2	3	1	0	0	2	4	6
13	<u>Maria Conde</u>	15:31	2/5 40%	2/5 40%	0/0 -%	2/2 100%	0	1	1	0	0	3	0	1	-11	2	6
7	<u>Nogaye Lo Sylla</u>	20:03	2/7 28.6%	2/7 28.6%	0/0 -%	0/0 -%	2	3	5	0	5	2	0	2	-2	4	4
4	<u>Laia Raventos</u>	3:33	1/2 50%	0/1 0%	1/1 100%	0/0 -%	0	0	0	0	0	0	0	0	-3	2	3
10	<u>Laia Flores</u>	24:09:00	1/7 14.3%	1/4 25%	0/3 0%	0/0 -%	0	1	1	3	3	1	1	0	-8	0	2
12	<u>Helena Orts I Martinez</u>	19:48	1/6 16.7%	1/6 16.7%	0/0 -%	0/0 -%	2	3	5	2	2	1	1	0	-8	4	2
14	<u>Iho Lopez</u>	27:58:00	1/3 33.3%	1/3 33.3%	0/0 -%	0/0 -%	2	7	9	0	2	0	3	2	6	14	2
11	<u>Lucía Togores</u>	2:05	0/0 -%	0/0 -%	0/0 -%	0/0 -%	0	0	0	0	0	0	0	0	-1	0	0
6	<u>Ani Calvo Diaz</u>	Did															
15	<u>Sara Zaragoza</u>	Did															
Team/Coaches							4	4	8		0	0					
TOTALS		200	27/75 36%	25/63 39.7%	2/12 16.7%	6/10 60%	11	29	40	13	20	14	10	7	-7	58	62



FIBA U19 World Championship Women Russia 2015
Australia-Spain (69-62)
Spain



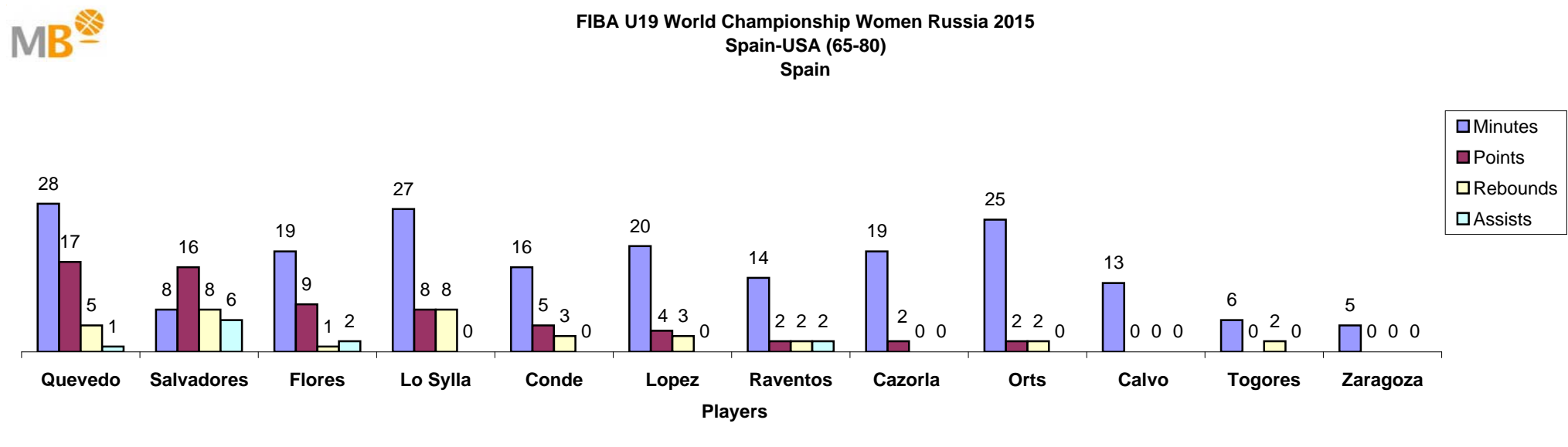
FIBA U19 World Championship Women Russia 2015

Spain-USA (65-80)

Semi-Final



#	Players	Min	Shots				Rebounds						+/-	Ef	Pts		
			FG	2pts	3pts	FT	O	D	Tot	As	PF	To				St	BS
9	<u>Laura Quevedo</u>	34:42:00	7/1353.8%	6/1060%	1/333.3%	2/2100%	2	3	5	1	3	2	1	0	-20	16	17
8	<u>Angela Salvadores</u>	37:24:00	7/2330.4%	6/1637.5%	1/714.3%	1/250%	1	7	8	6	1	3	0	0	-17	10	16
10	<u>Laia Flores</u>	26:35:00	3/1030%	0/50%	3/560%	0/0-%	0	1	1	2	3	4	0	0	-13	1	9
7	<u>Nogaye Lo Sylla</u>	25:22:00	4/757.1%	4/757.1%	0/0-%	0/0-%	5	3	8	0	4	0	1	3	-19	17	8
13	<u>Maria Conde</u>	19:52	2/633.3%	2/450%	0/20%	1/250%	0	3	3	0	4	1	1	1	-10	4	5
14	<u>Iho Lopez</u>	14:42	2/450%	2/450%	0/0-%	0/0-%	2	1	3	0	4	1	0	0	-1	4	4
4	<u>Laia Raventos</u>	9:42	1/250%	1/250%	0/0-%	0/0-%	0	2	2	2	0	4	0	0	-2	1	2
5	<u>Maria Teresa Cazorla</u>	6:16	1/1100%	1/1100%	0/0-%	0/0-%	0	0	0	0	1	2	0	0	2	0	2
12	<u>Helena Orts I Martinez</u>	14:46	1/333.3%	1/333.3%	0/0-%	0/0-%	1	1	2	0	2	1	1	0	-5	2	2
6	<u>Ani Calvo Diaz</u>	5:17	0/10%	0/10%	0/0-%	0/0-%	0	0	0	0	1	0	0	0	5	-1	0
11	<u>Lucia Togores</u>	2:08	0/10%	0/0-%	0/10%	0/0-%	0	2	2	0	0	0	0	0	1	1	0
15	<u>Sara Zaragoza</u>	3:08	0/10%	0/0-%	0/10%	0/0-%	0	0	0	0	0	0	0	0	4	-1	0
Team/Coaches							1	1	2		0	0					
TOTALS		200	28/7238.9%	23/5343.4%	5/1926.3%	4/666.7%	12	24	36	11	23	18	4	4	-15	54	65



FIBA U19 World Championship Women Russia 2015

Spain-Belgium (70-66)

Quarter Final

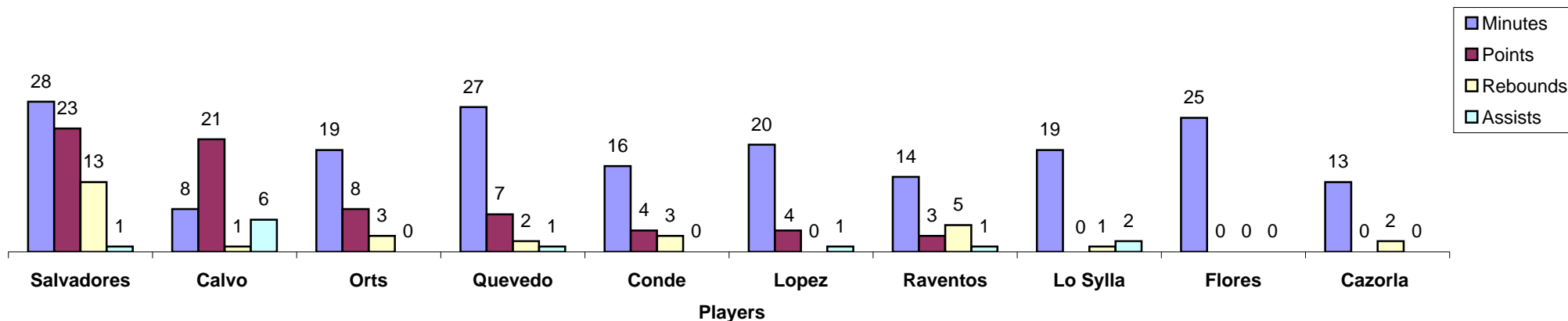


Spain

#	Players	Min	Shots				Rebounds						+/-	Ef	Pts			
			FG	2pts	3pts	FT	O	D	Tot	As	PF	To				St	BS	
9	<u>Laura Quevedo</u>	39:32:00	7/1450%	6/1154.5%	1/333.3%	8/1080%	7	6	13	1	1	1	0	0	4	27	23	
8	<u>Angela Salvadores</u>	40:00:00	8/1650%	8/1553.3%	0/10%	5/683.3%	0	1	1	6	3	2	6	0	4	23	21	
12	<u>Helena Orts I Martinez</u>	14:37	4/666.7%	4/666.7%	0/0-%	0/0-%	2	1	3	0	2	0	0	0	1	9	8	
4	<u>Laia Raventos</u>	18:53	3/742.9%	2/633.3%	1/1100%	0/0-%	1	1	2	1	5	2	1	0	11	5	7	
7	<u>Nogaye Lo Sylla</u>	16:09	2/728.6%	2/728.6%	0/0-%	0/20%	0	3	3	0	5	0	1	0	-7	1	4	
13	<u>Maria Conde</u>	6:58	1/250%	1/250%	0/0-%	2/2100%	0	0	0	1	1	1	1	0	8	4	4	
10	<u>Laia Flores</u>	33:08:00	1/520%	0/30%	1/250%	0/0-%	1	4	5	1	2	2	1	0	-2	4	3	
5	<u>Maria Teresa Cazorla</u>	10:17	0/0-%	0/0-%	0/0-%	0/0-%	0	1	1	2	1	0	0	0	-6	3	0	
6	<u>Ani Calvo Diaz</u>	0:52	0/0-%	0/0-%	0/0-%	0/0-%	0	0	0	0	0	0	0	0	2	0	0	
14	<u>Iho Lopez</u>	19:28	0/20%	0/20%	0/0-%	0/0-%	0	2	2	0	2	1	3	2	5	4	0	
11	<u>Lucia Togores</u>	Did																
15	<u>Sara Zaragoza</u>	Did																
Team/Coaches							1	3	4		0	4						
TOTALS		200	26/5944.1%	23/5244.2%	3/742.9%	15/2075%	12	22	34	12	22	13	13	2	4	80	70	



FIBA U19 World Championship Women Russia 2015 Spain-Belgium (70-66) Spain



FIBA U19 World Championship Women Russia 2015

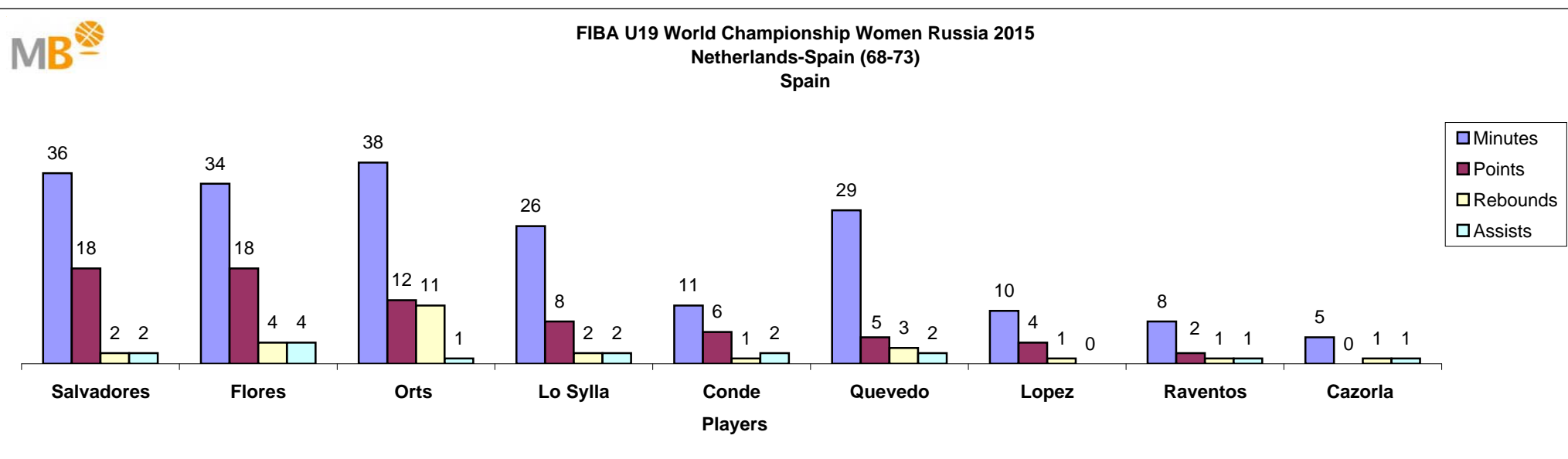
Netherlands-Spain (68-73)



Round of 16

Spain

#	Players	Min	Shots				Rebounds					+/-	Ef	Pts			
			FG	2pts	3pts	FT	O	D	Tot	As	PF				To	St	BS
8	<u>Angela Salvadores</u>	38:16:00	7/15 46.7%	5/9 55.6%	2/6 33.3%	2/2 100%	0	2	2	2	3	0	3	0	5	17	18
10	<u>Laia Flores</u>	34:00:00	6/12 50%	2/6 33.3%	4/6 66.7%	2/2 100%	0	4	4	4	0	3	2	0	8	19	18
12	<u>Helena Orts I Martinez</u>	38:14:00	6/10 60%	6/10 60%	0/0 0%	0/2 0%	5	6	11	1	2	3	1	0	5	16	12
7	<u>Nogaye Lo Sylla</u>	26:18:00	4/7 57.1%	4/7 57.1%	0/0 0%	0/0 0%	0	2	2	2	3	2	2	1	8	10	8
13	<u>Maria Conde</u>	10:47	2/5 40%	2/3 66.7%	0/2 0%	2/2 100%	1	0	1	2	2	1	1	0	0	6	6
9	<u>Laura Quevedo</u>	29:24:00	2/7 28.6%	2/4 50%	0/3 0%	1/2 50%	0	3	3	2	2	1	1	0	3	4	5
14	<u>Iho Lopez</u>	10:05	2/3 66.7%	2/3 66.7%	0/0 0%	0/0 0%	1	0	1	0	4	1	0	0	2	3	4
4	<u>Laia Raventos</u>	7:42	1/3 33.3%	1/2 50%	0/1 0%	0/0 0%	0	1	1	1	0	1	0	0	-3	1	2
5	<u>Maria Teresa Cazorla</u>	5:09	0/2 0%	0/1 0%	0/1 0%	0/0 0%	0	1	1	1	0	0	1	0	-3	1	0
6	<u>Ani Calvo Diaz</u>	Did															
11	<u>Lucia Togores</u>	Did															
15	<u>Sara Zaragoza</u>	Did															
Team/Coaches							0	2	2		0	0					
TOTALS		200	30/64 46.9%	24/45 53.3%	6/19 31.6%	7/10 70%	7	21	28	15	16	12	11	1	5	77	73



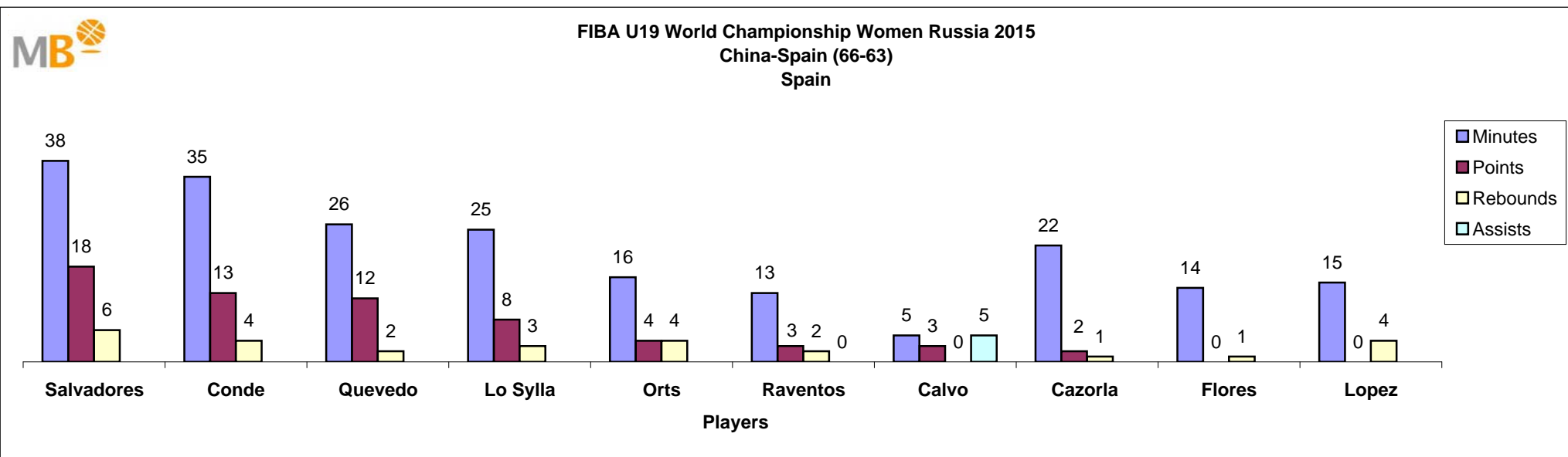
FIBA U19 World Championship Women Russia 2015

China-Spain (66-63)

Group Phase G3



#	Players	Min	Shots				Rebounds				PF	To	St	BS	+/-	Ef	Pts
			FG	2pts	3pts	FT	O	D	Tot	As							
8	<u>Angela Salvadores</u>	37:50:00	6/1735.3%	3/933.3%	3/837.5%	3/475%	2	4	6	5	1	4	0	1	4	14	18
13	<u>Maria Conde</u>	25:26:00	5/1145.5%	3/742.9%	2/450%	1/333.3%	0	4	4	0	3	1	0	0	2	8	13
9	<u>Laura Quevedo</u>	25:55:00	4/580%	2/2100%	2/366.7%	2/450%	0	2	2	3	3	1	2	0	-3	15	12
7	<u>Nogaye Lo Sylla</u>	24:49:00	4/1040%	4/1040%	0/0-%	0/20%	0	3	3	0	1	1	1	2	-16	5	8
12	<u>Helena Orts I Martinez</u>	16:24	2/450%	2/450%	0/0-%	0/0-%	2	2	4	1	0	1	0	0	-9	6	4
4	<u>Laia Raventos</u>	12:34	1/425%	1/250%	0/20%	1/250%	0	2	2	0	1	1	1	0	-1	1	3
6	<u>Ani Calvo Diaz</u>	5:29	1/250%	0/0-%	1/250%	0/0-%	0	0	0	0	1	0	0	0	-7	2	3
5	<u>Maria Teresa Cazorla</u>	22:29	1/425%	1/333.3%	0/10%	0/0-%	0	1	1	2	2	0	1	0	9	3	2
10	<u>Laia Flores</u>	13:50	0/40%	0/20%	0/20%	0/0-%	0	1	1	0	1	1	0	0	-7	-4	0
14	<u>Iho Lopez</u>	15:10	0/0-%	0/0-%	0/0-%	0/0-%	1	3	4	0	4	1	1	0	13	4	0
11	<u>Lucia Togores</u>	Did															
15	<u>Sara Zaragoza</u>	Did															
Team/Coaches							2	2	4		0	2					
TOTALS		200	24/6139.3%	16/3941%	8/2236.4%	7/1546.7%	7	24	31	11	17	13	6	3	-3	54	63



FIBA U19 World Championship Women Russia 2015

Egypt-Spain (64-87)

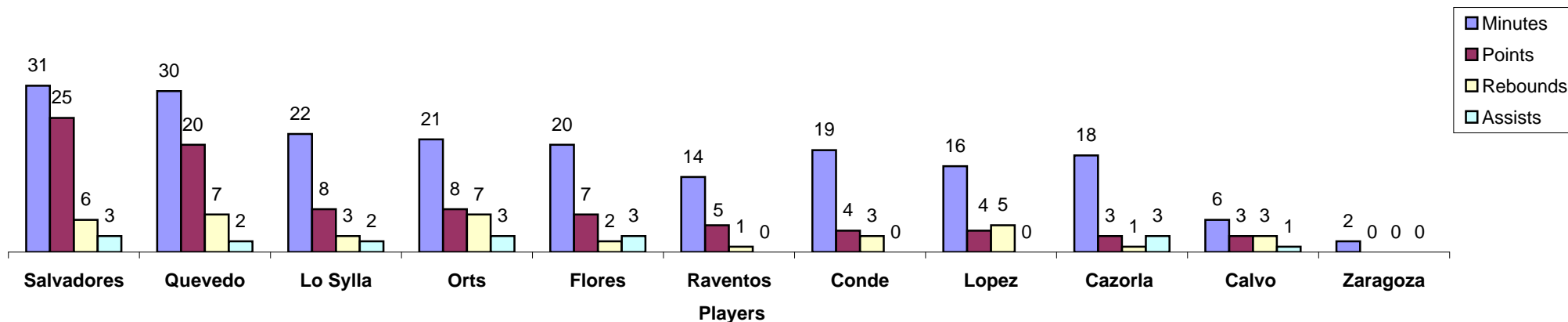
Group Phase G2



#	Spain Players	Min	Shots				Rebounds				PF	To	St	BS	+/-	Ef	Pts
			FG	2pts	3pts	FT	O	D	Tot	As							
8	<u>Angela Salvadores</u>	31:29:00	12/2060%	11/1668.8%	1/425%	0/0-%	3	3	6	3	3	4	2	0	17	24	25
9	<u>Laura Quevedo</u>	30:23:00	7/1546.7%	4/580%	3/1030%	3/3100%	5	2	7	2	2	2	1	0	20	20	20
12	<u>Helena Orts I Martinez</u>	21:47	4/1233.3%	4/1233.3%	0/0-%	0/0-%	2	1	3	2	4	0	2	1	11	8	8
7	<u>Nogaye Lo Sylla</u>	21:00	3/3100%	3/3100%	0/0-%	2/450%	0	7	7	3	2	0	1	1	26	18	8
10	<u>Laia Flores</u>	20:26	3/1030%	2/633.3%	1/425%	0/0-%	1	1	2	3	2	0	1	0	6	6	7
4	<u>Laia Raventos</u>	13:49	2/2100%	1/1100%	1/1100%	0/0-%	0	1	1	0	2	1	1	0	12	6	5
13	<u>Maria Conde</u>	19:11	2/922.2%	2/633.3%	0/30%	0/0-%	0	3	3	0	2	2	5	0	15	3	4
14	<u>Iho Lopez</u>	15:42	2/366.7%	2/366.7%	0/0-%	0/0-%	2	3	5	0	3	2	0	1	-1	7	4
5	<u>Maria Teresa Cazorla</u>	17:53	1/425%	0/10%	1/333.3%	0/0-%	0	1	1	3	2	0	1	0	6	5	3
6	<u>Ani Calvo Diaz</u>	5:55	1/250%	0/0-%	1/250%	0/0-%	1	2	3	1	2	1	0	1	5	6	3
15	<u>Sara Zaragoza</u>	2:19	0/0-%	0/0-%	0/0-%	0/0-%	0	0	0	0	1	2	0	0	-2	-2	0
11	<u>Lucia Togores</u>	Did															
Team/Coaches							1	1	2		0	0					
TOTALS		200	37/8046.2%	29/5354.7%	8/2729.6%	5/771.4%	15	25	40	17	25	14	14	4	23	101	87



FIBA U19 World Championship Women Russia 2015
Egypt-Spain (64-87)
Spain



FIBA U19 World Championship Women Russia 2015

Spain-USA (52-72)

Group Phase G1

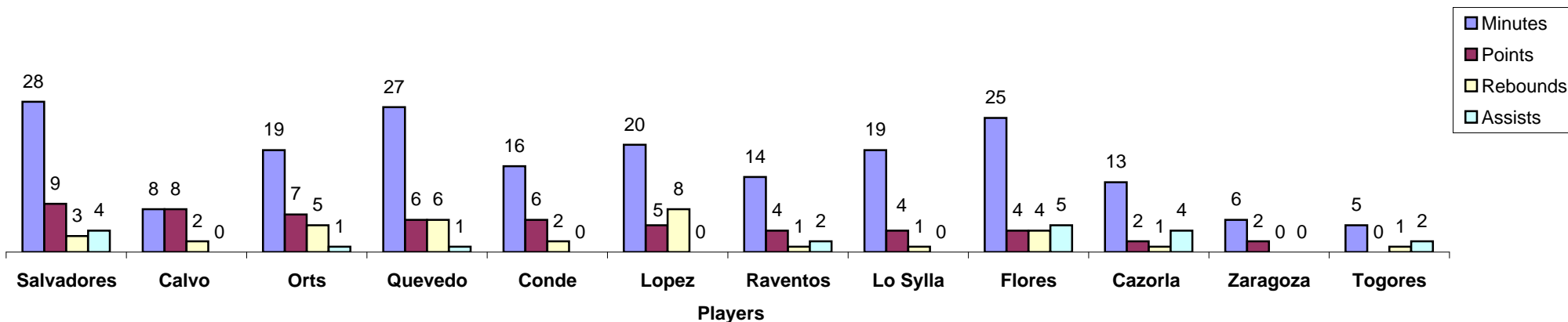


Spain

#	Players	Min	Shots				Rebounds							+/-	Ef	Pts	
			FG	2pts	3pts	FT	O	D	Tot	As	PF	To	St				BS
8	<u>Angela Salvador</u>	28:22:00	4/10 40%	3/6 50%	1/4 25%	0/0 0%	1	2	3	4	1	7	0	0	-21	3	9
6	<u>Ani Calvo Diaz</u>	8:09	3/5 60%	1/2 50%	2/3 66.7%	0/0 0%	1	1	2	0	1	1	0	0	12	7	8
12	<u>Helena Orts I Martinez</u>	19:21	3/9 33.3%	3/9 33.3%	0/0 0%	1/2 50%	2	3	5	1	3	2	0	0	-14	4	7
9	<u>Laura Quevedo</u>	26:32:00	2/9 22.2%	2/4 50%	0/5 0%	2/2 100%	1	5	6	1	3	2	3	0	-12	7	6
13	<u>Maria Conde</u>	16:00	3/6 50%	3/4 75%	0/2 0%	0/0 0%	0	2	2	0	0	2	0	0	-27	3	6
14	<u>Iho Lopez</u>	20:14	2/4 50%	2/4 50%	0/0 0%	1/2 50%	3	5	8	0	3	1	3	1	-5	13	5
4	<u>Laia Raventos</u>	14:22	1/4 25%	1/3 33.3%	0/1 0%	2/2 100%	0	1	1	2	2	2	2	0	3	4	4
7	<u>Nogaye Lo Sylla</u>	18:37	1/5 20%	1/5 20%	0/0 0%	2/2 100%	0	1	1	0	2	2	0	1	-12	0	4
10	<u>Laia Flores</u>	24:30:00	1/8 12.5%	1/6 16.7%	0/2 0%	2/2 100%	2	2	4	5	1	3	0	0	-18	3	4
5	<u>Maria Teresa Cazorla</u>	12:37	1/5 20%	1/2 50%	0/3 0%	0/0 0%	0	1	1	4	4	2	1	0	-3	2	2
15	<u>Sara Zaragoza</u>	6:00	1/3 33.3%	1/3 33.3%	0/0 0%	0/0 0%	0	0	0	0	1	1	0	1	11	0	2
11	<u>Lucia Togores</u>	5:10	0/0 0%	0/0 0%	0/0 0%	0/0 0%	0	1	1	2	0	1	1	0	11	3	0
Team/Coaches							1	5	6		0	2					
TOTALS		200	22/68 32.4%	19/48 39.6%	3/20 15%	10/12 83.3%	11	29	40	19	21	28	10	3	-15	49	57



FIBA U19 World Championship Women Russia 2015
Spain-USA (52-72)
Spain



FIBA U19 World Championship Women Russia 2015



Spain

Group Phase

Cumulated Statistics

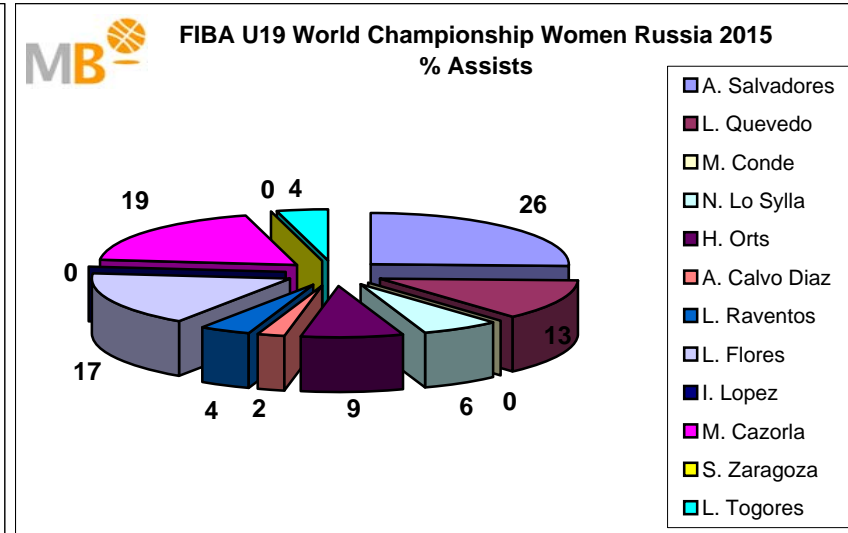
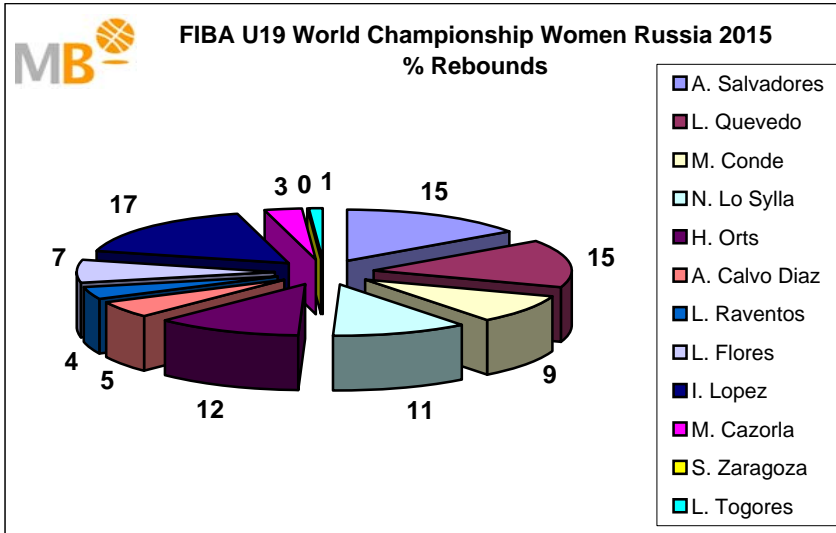

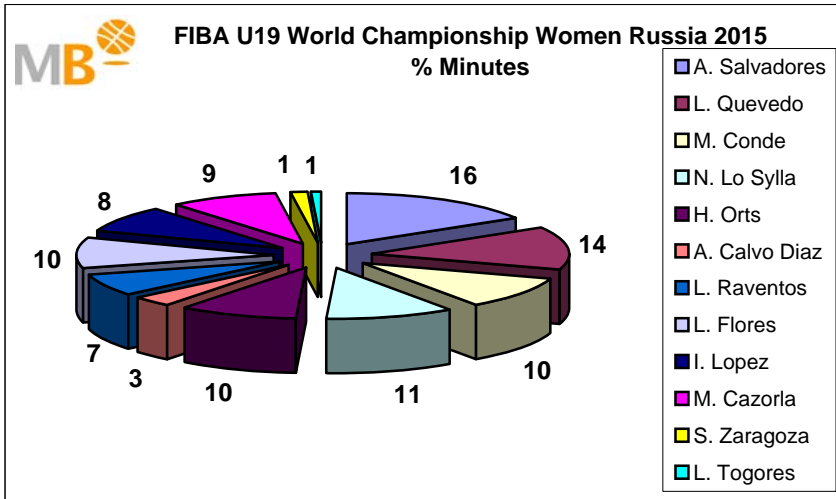
#	Players	G	Min	Shots				Rebounds				St	BS	+/-	Ef	Pts		
				FG	2pts	3pts	FT	O	D	Tot	As						PF	To
8	A. Salvadores	3	98	22/47 46.8%	17/31 54.8%	5/16 31.2%	3/4 75%	6	9	15	12	5	15	2	1	0	41	52
9	L. Quevedo	3	83	13/29 44.8%	8/11 72.7%	5/18 27.8%	7/9 77.8%	6	9	15	6	8	5	6	0	5	42	38
13	M. Conde	3	61	10/26 38.5%	8/17 47.1%	2/9 22.2%	1/3 33.3%	0	9	9	0	5	5	5	0	-10	14	23
7	N. Lo Sylla	3	64	8/18 44.4%	8/18 44.4%	0/0 0%	4/8 50%	0	11	11	3	5	3	2	4	-2	23	20
12	H. Orts I Martinez	3	58	9/25 36%	9/25 36%	0/0 0%	1/2 50%	6	6	12	4	7	3	2	1	-12	18	19
6	A. Calvo Diaz	3	20	5/9 55.6%	1/2 50%	4/7 57.1%	0/0 0%	2	3	5	1	4	2	0	1	10	15	14
4	L. Raventos	3	41	4/10 40%	3/6 50%	1/4 25%	3/4 75%	0	4	4	2	5	4	4	0	14	11	12
10	L. Flores	3	59	4/22 18.2%	3/14 21.4%	1/8 12.5%	2/2 100%	3	4	7	8	4	4	1	0	-19	5	11
14	I. Lopez	3	51	4/7 57.1%	4/7 57.1%	0/0 0%	1/2 50%	6	11	17	0	10	4	4	2	7	24	9
5	M. Cazorla Medina	3	53	3/13 23.1%	2/6 33.3%	1/7 14.3%	0/0 0%	0	3	3	9	8	2	3	0	12	10	7
15	S. Zaragoza	2	8	1/3 33.3%	1/3 33.3%	0/0 0%	0/0 0%	0	0	0	0	2	3	0	1	9	-2	2
11	L. Togores	1	5	0/0 0%	0/0 0%	0/0 0%	0/0 0%	0	1	1	2	0	1	1	0	11	3	0
Team/Coaches								4	8	12	0	0	4	0	0	0	0.0	
TOTALS			600	83/209 39.7%	64/140 45.7%	19/69 27.5%	22/34 64.7%	33	78	111	47	63	55	30	10	25	204.0	207

Average Statistics

#	Players	G	Min	Shots				Rebounds				St	BS	+/-	Ef	Pts		
				FG	2pts	3pts	FT	O	D	Tot	As						PF	To
8	A. Salvadores	3	32.6	7.3/15.7 46.8%	5.7/10.3 54.8%	1.7/5.3 31.2%	1.0/1.3 75%	2.0	3.0	5.0	4.0	1.7	5.0	0.7	0.3	0.0	13.7	17.3
9	L. Quevedo	3	27.6	4.3/9.7 44.8%	2.7/3.7 72.7%	1.7/6.0 27.8%	2.3/3.0 77.8%	2.0	3.0	5.0	2.0	2.7	1.7	2.0	0.0	1.7	14.0	12.7
13	M. Conde	3	20.2	3.3/8.7 38.5%	2.7/5.7 47.1%	0.7/3.0 22.2%	0.3/1.0 33.3%	0.0	3.0	3.0	0.0	1.7	1.7	1.7	0.0	-3.3	4.7	7.7
7	N. Lo Sylla	3	21.5	2.7/6.0 44.4%	2.7/6.0 44.4%	0.0/0.0 0%	1.3/2.7 50%	0.0	3.7	3.7	1.0	1.7	1.0	0.7	1.3	-0.7	7.7	6.7
12	H. Orts I Martinez	3	19.2	3.0/8.3 36%	3.0/8.3 36%	0.0/0.0 0%	0.3/0.7 50%	2.0	2.0	4.0	1.3	2.3	1.0	0.7	0.3	-4.0	6.0	6.3
6	A. Calvo Diaz	3	6.5	1.7/3.0 55.6%	0.3/0.7 50%	1.3/2.3 57.1%	0.0/0.0 0%	0.7	1.0	1.7	0.3	1.3	0.7	0.0	0.3	3.3	5.0	4.7
4	L. Raventos	3	13.6	1.3/3.3 40%	1.0/2.0 50%	0.3/1.3 25%	1.0/1.3 75%	0.0	1.3	1.3	0.7	1.7	1.3	1.3	0.0	4.7	3.7	4
10	L. Flores	3	19.6	1.3/7.3 18.2%	1.0/4.7 21.4%	0.3/2.7 12.5%	0.7/0.7 100%	1.0	1.3	2.3	2.7	1.3	1.3	0.3	0.0	-6.3	1.7	3.7
14	I. Lopez	3	17.0	1.3/2.3 57.1%	1.3/2.3 57.1%	0.0/0.0 0%	0.3/0.7 50%	2.0	3.7	5.7	0.0	3.3	1.3	1.3	0.7	2.3	8.0	3
5	M. Cazorla	3	17.7	1.0/4.3 23.1%	0.7/2.0 33.3%	0.3/2.3 14.3%	0.0/0.0 0%	0.0	1.0	1.0	3.0	2.7	0.7	1.0	0.0	4.0	3.3	2.3
15	S. Zaragoza	2	4.2	0.5/1.5 33.3%	0.5/1.5 33.3%	0.0/0.0 0%	0.0/0.0 0%	0.0	0.0	0.0	0.0	1.0	1.5	0.0	0.5	4.5	-1.0	1
11	L. Togores	1	5.2	0.0/0.0 0%	0.0/0.0 0%	0.0/0.0 0%	0.0/0.0 0%	0.0	1.0	1.0	2.0	0.0	1.0	1.0	0.0	11.0	3.0	0
Team/Coaches								1.3	2.7	4.0	0.0	0.0	1.3	0.0	0.0	0.0	0.0	
TOTALS			200.0	27.7/69.7 39.7%	21.3/46.7 45.7%	6.3/23.0 27.5%	7.3/11.3 64.7%	11.0	26.0	37.0	15.7	21.0	18.3	10.0	3.3	8.3	68.0	69.0

FIBA U19 World Championship Women Russia 2015

Accumulated Group Phase





FIBA U19 World Championship Woman Russia 2015



News

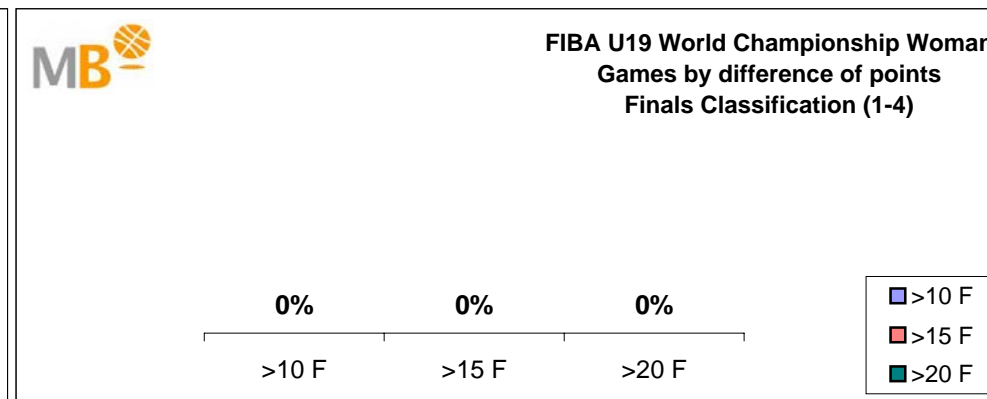
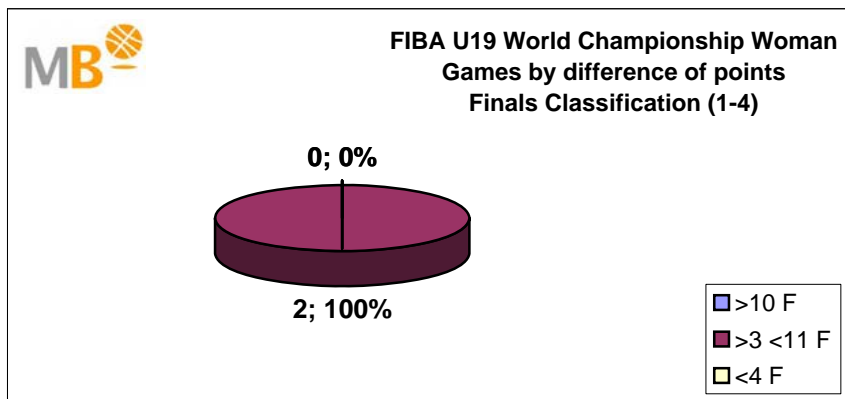


FIBA U19 World Championship Woman Russia 2015

Finals Classification (1-4)



Games	Score	1Q	2Q	3Q	4Q	O	O	T	T	E2°Q	E3°Q	>10 2°	>10 3°	>10 F	>3 <11 F	<4 F	
1 Australia-Spain	<u>69-62</u>	29	13	14	20	14	15	12	14	69	62	43	33	57	48	0	0
2 Russia-USA	<u>70-78</u>	21	19	13	20	19	18	17	21	70	78	34	39	53	57	0	0
												0	0	0	2	0	



Classification	Color	Category	Description
1	USA	>10 F	Games finished with a difference of more than 10 points
2	Russia	>15 F	Games finished with a difference of more than 15 points
3	Australia	>20 F	Games finished with a difference of more than 20 points
4	Spain	>3<11 F	Games finished with a difference between 4 and 10 points
		<4F	Games finished with a difference of less than 4 points

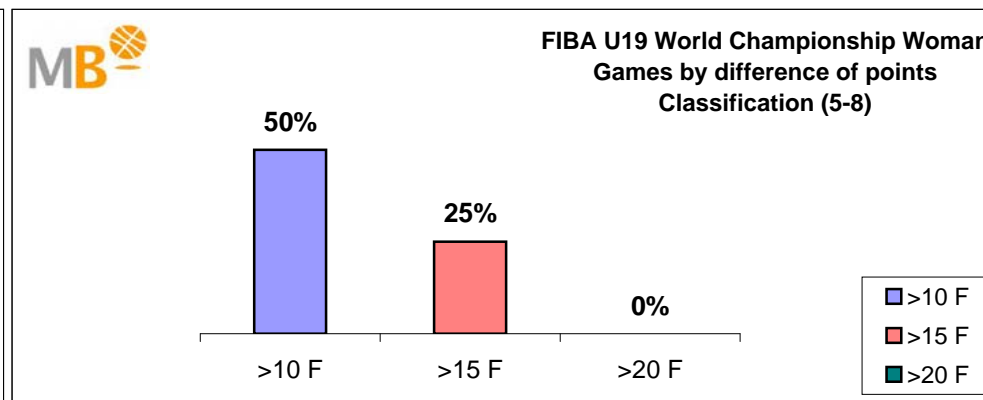
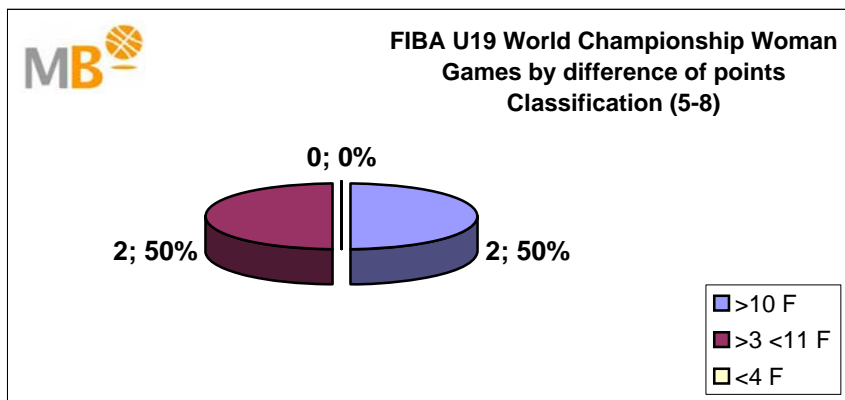


FIBA U19 World Championship Woman Russia 2015

Classification (5-8)



Games	Score	1Q	2Q	3Q	4Q	O	O	T	T	E2°Q	E3°Q	>10 2°	>10 3°	>10 F	>3 <11 F	<4 F				
1 France-China	67-61	13	16	19	6	16	13	19	26	67	61	32	22	48	35	0	1	0	1	0
2 Belgium-Canada	70-64	16	18	22	14	13	12	19	20	70	64	38	32	51	44	0	0	0	1	0
3 China-Canada	67-47	25	12	17	7	15	16	10	12	67	47	42	19	57	35	1	1	1	0	0
4 France-Belgium	53-40	8	10	10	8	11	6	24	16	53	40	18	18	29	24	0	0	1	0	0
												1	2	2	2	0				



Classification	Games
5	France
6	Belgium
7	Canada
8	China

>10 F	Games finished with a difference of more than 10 points
>15 F	Games finished with a difference of more than 15 points
>20 F	Games finished with a difference of more than 20 points
>3 <11 F	Games finished with a difference between 4 and 10 points
<4 F	Games finished with a difference of less than 4 points

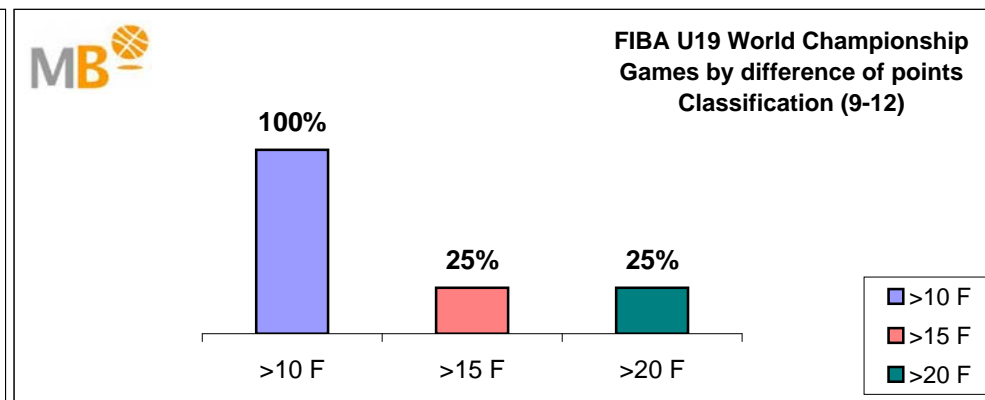
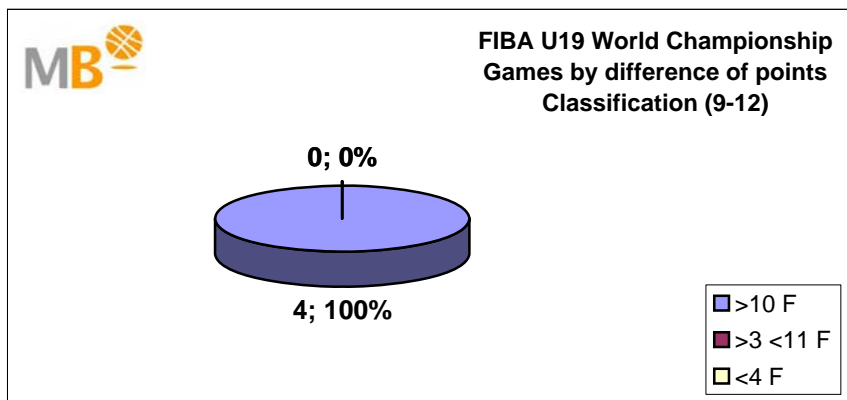


FIBA U19 World Championship Woman Russia 2015

Classification (9-12)



Games	Score	1Q	2Q	3Q	4Q	O	O	T	T	E2°Q	E3°Q	>10 2°	>10 3°	>10 F	>3 <11 F	<4 F				
1 Brazil-Mali	60-49	15	7	16	7	12	13	17	22	60	49	31	14	43	27	1	1	1	0	0
2 Netherlands-Serbia	90-60	29	18	21	10	24	13	16	19	90	60	50	28	74	41	1	1	1	0	0
3 Mali-Serbia	46-58	11	17	6	16	13	12	16	13	46	58	17	33	30	45	1	1	1	0	0
4 Brazil-Netherlands	72-83	11	26	16	21	15	23	30	13	72	83	27	47	42	70	1	1	1	0	0
												4	4	4	0	0				



9	Classification	>10 F	Games finished with a difference of more than 10 points
10	Netherlands	>15 F	Games finished with a difference of more than 15 points
11	Brazil	>20 F	Games finished with a difference of more than 20 points
12	Serbia	>3 <11 F	Games finished with a difference between 4 and 10 points
	Mali	<4 F	Games finished with a difference of less than 4 points

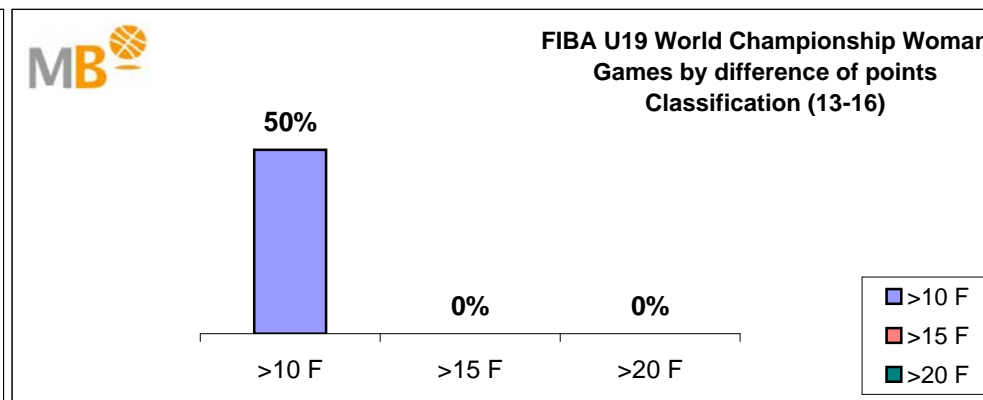
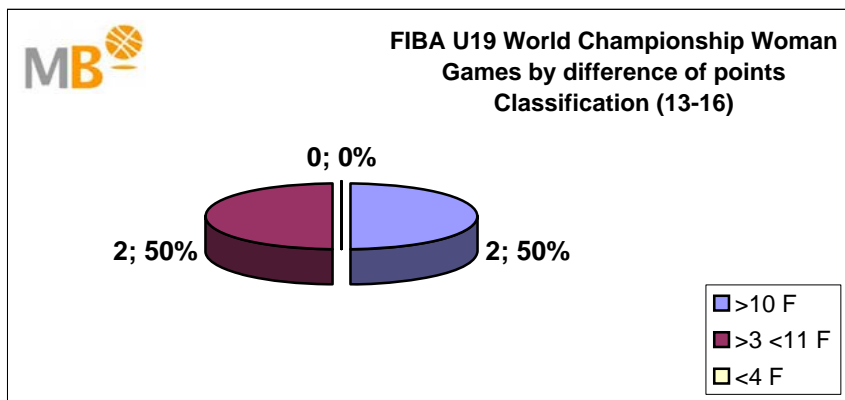


FIBA U19 World Championship Woman Russia 2015

Classification (13-16)



Games	Score	1Q	2Q	3Q	4Q	O	O	T	T	E2 ^o Q	E3 ^o Q	>10 2 ^o	>10 3 ^o	>10 F	>3 <11 F	<4 F				
1 Egypt-Chinese Taipei	<u>59-73</u>	16	24	15	15	13	17	15	17	59	73	31	39	44	56	0	1	1	0	0
2 Korea-Argentina	<u>63-57</u>	15	13	15	7	15	14	18	23	63	57	30	20	45	34	0	1	0	1	0
3 Egypt-Argentina	<u>43-50</u>	6	10	12	14	15	14	10	12	43	50	18	24	33	38	0	0	0	1	0
4 Chinese Taipei-Korea	<u>67-78</u>	13	15	19	23	23	20	12	20	67	78	32	38	55	58	0	0	1	0	0
												0	2	2	2	0				



13	Classification	>10 F	Games finished with a difference of more than 10 points
14	Korea	>15 F	Games finished with a difference of more than 15 points
15	Chinese Taipei	>20 F	Games finished with a difference of more than 20 points
16	Argentina	>3 <11 F	Games finished with a difference between 4 and 10 points
	Egypt	<4 F	Games finished with a difference of less than 4 points

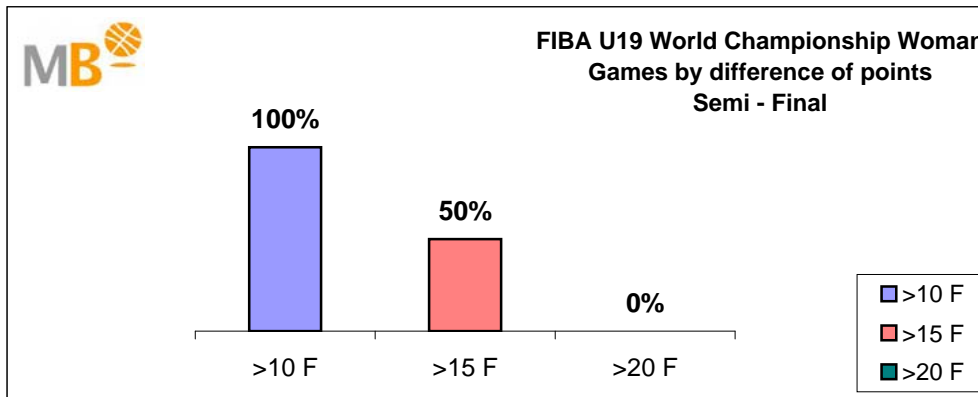
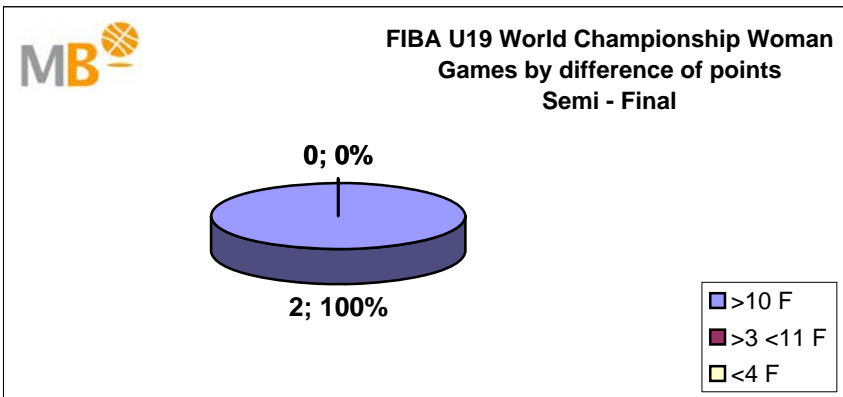


FIBA U19 World Championship Woman Russia 2015

Semi-Final



Games	Score	1Q	2Q	3Q	4Q	O	O	T	T	E2°Q	E3°Q	>10 2°	>10 3°	>10 F	>3 <11 F	<4 F		
1 Russia-Australia	<u>76-57</u>	18	13	21	12	20	19	17	13	76	57	39	25	59	44	1	0	0
2 Spain-USA	<u>65-80</u>	19	21	12	23	19	18	15	18	65	80	31	44	50	62	1	0	0
												2	2	2	0	0		



>10 F	Games finished with a difference of more than 10 points
>15 F	Games finished with a difference of more than 15 points
>20 F	Games finished with a difference of more than 20 points
>3<11 F	Games finished with a difference between 4 and 10 points
<4F	Games finished with a difference of less than 4 points

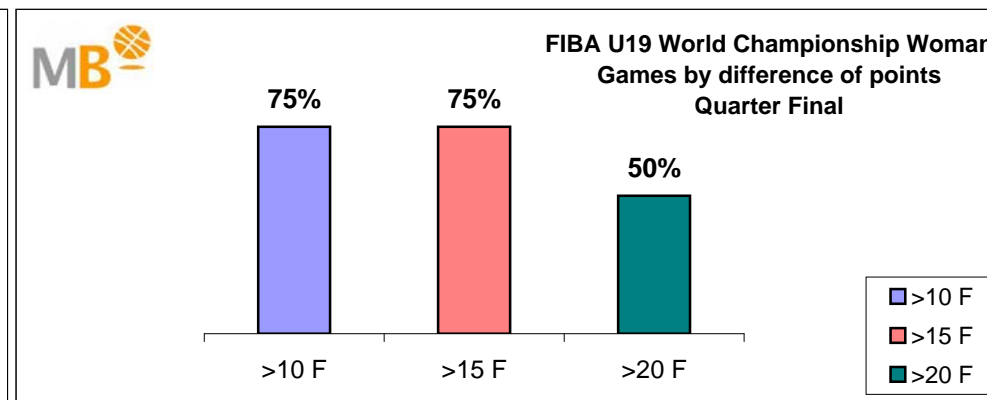
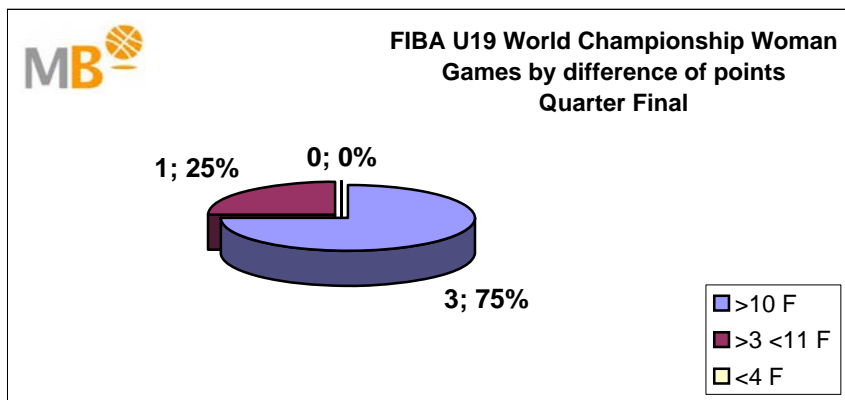


FIBA U19 World Championship Woman Russia 2015

Quarter Final



Games	Score	1Q	2Q	3Q	4Q	O	O	T	T	E2 ^o Q	E3 ^o Q	>10 2 ^o	>10 3 ^o	>10 F	>3 <11 F	<4 F	
1 China-Australia	46-83	13	25	15	23	11	15	7	20	46	83	28	48	39	63	1	0
2 Spain-Belgium	70-66	15	12	23	22	19	14	13	18	70	66	38	34	57	48	0	0
3 Russia-France	68-48	18	13	15	7	23	12	12	16	68	48	33	20	56	32	1	0
4 USA-Canada	93-45	28	5	27	12	19	10	19	18	93	45	55	17	74	27	1	0
												3	3	3	1	0	



>10 F	Games finished with a difference of more than 10 points
>15 F	Games finished with a difference of more than 15 points
>20 F	Games finished with a difference of more than 20 points
>3<11 F	Games finished with a difference between 4 and 10 points
<4F	Games finished with a difference of less than 4 points

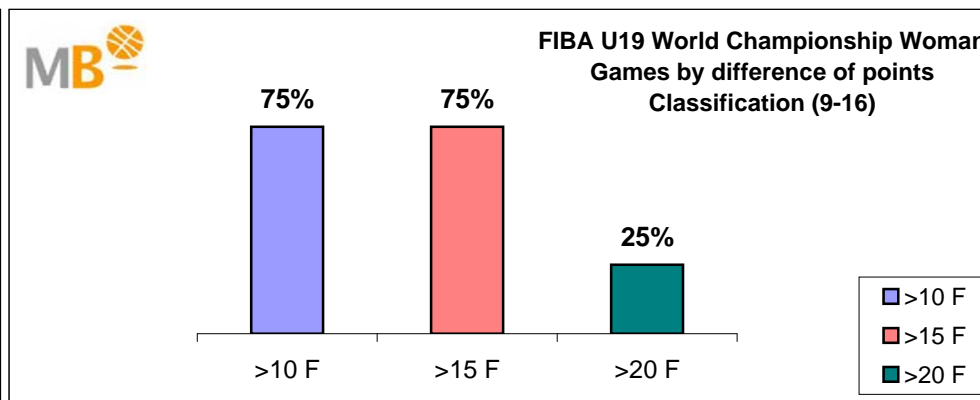
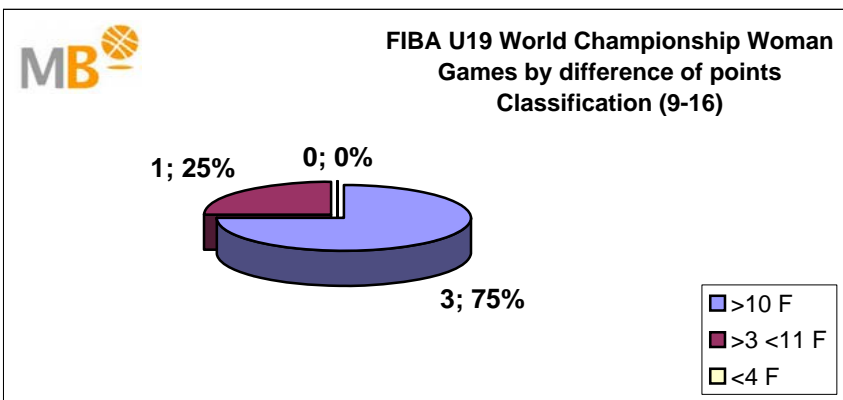


FIBA U19 World Championship Woman Russia 2015

Classification (9-16)



Games	Score	1Q	2Q	3Q	4Q	O	O	T	T	E2°Q	E3°Q	>10 2°	>10 3°	>10 F	>3 <11 F	<4 F				
1 Egypt-Brazil	66-84	19	22	9	23	20	23	18	16	66	84	28	45	48	68	1	1	1	0	0
2 Netherlands-Korea	72-41	21	10	20	9	16	11	15	11	72	41	41	19	57	30	1	1	1	0	0
3 Chinese Taipei-Mali	59-77	9	22	17	17	22	20	11	18	59	77	26	39	48	59	1	1	1	0	0
4 Argentina-Serbia	59-66	10	9	21	17	12	17	16	23	59	66	31	26	43	43	0	0	0	1	0
												3	3	3	1	0				



>10 F	Games finished with a difference of more than 10 points
>15 F	Games finished with a difference of more than 15 points
>20 F	Games finished with a difference of more than 20 points
>3<11 F	Games finished with a difference between 4 and 10 points
<4F	Games finished with a difference of less than 4 points

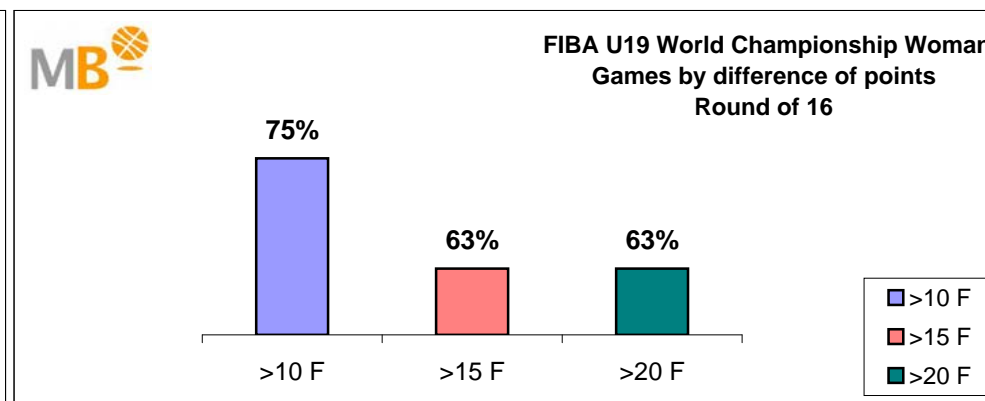
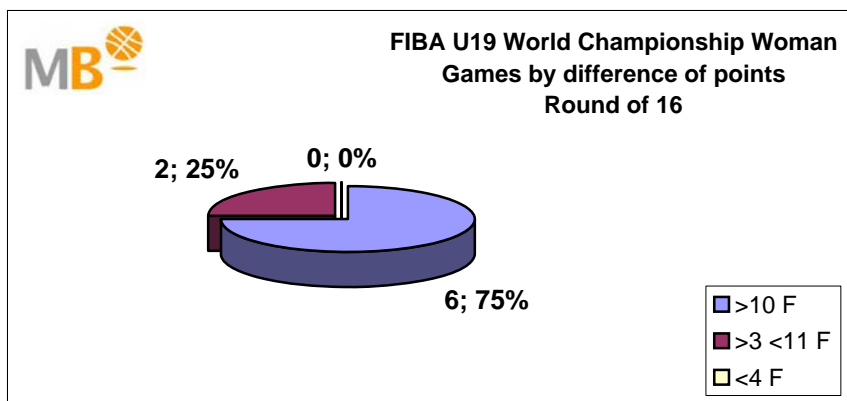


FIBA U19 World Championship Woman Russia 2015

Round of 16



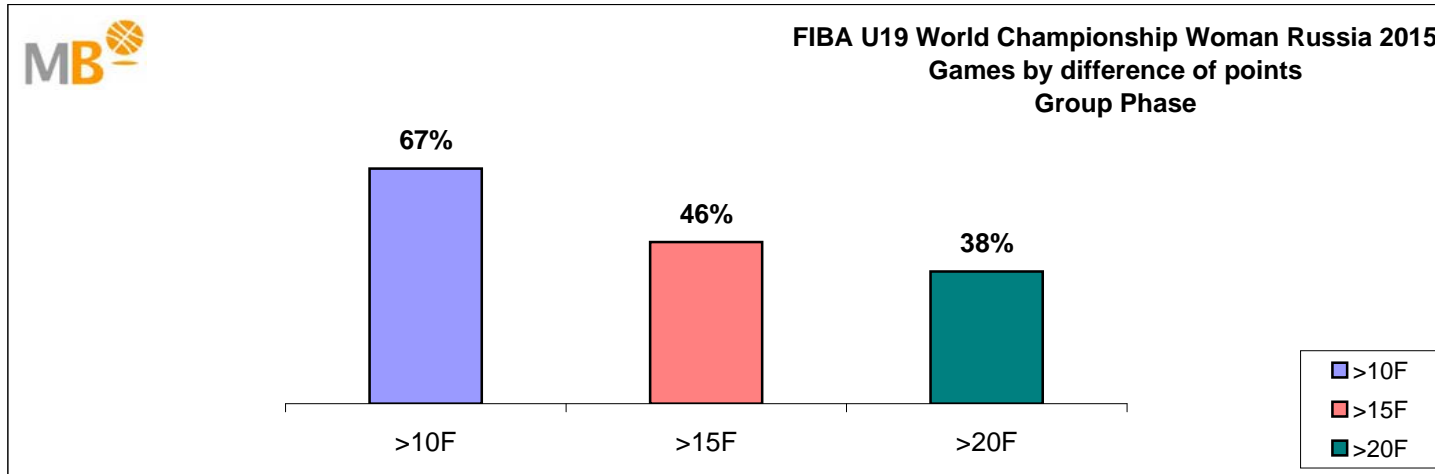
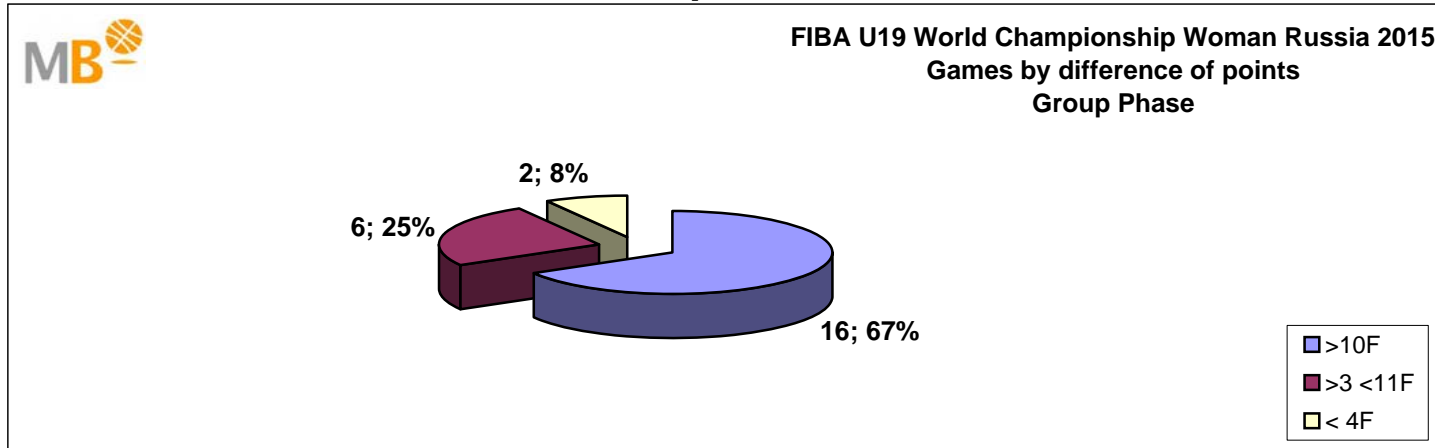
Games	Score	1Q	2Q	3Q	4Q	O	O	T	T	E2 ^o Q	E3 ^o Q	>10 2 ^o	>10 3 ^o	>10 F	>3 <11 F	<4 F						
1 France-Brazil	76-63	16	6	20	20	14	20	10	14	16	3	76	63	36	26	50	46	0	0	1	0	0
2 Canada-Serbia	58-52	11	19	10	9	15	13	22	11			58	52	21	28	36	41	0	0	0	1	0
3 Mali-Australia	23-91	12	23	8	35	1	18	2	15			23	91	20	58	21	76	1	1	1	0	0
4 Belgium-Korea	70-37	17	14	25	6	13	10	15	7			70	37	42	20	55	30	1	1	1	0	0
5 Argentina-USA	39-89	4	28	14	20	8	21	13	20			39	89	18	48	26	69	1	1	1	0	0
6 Russia-Egypt	94-37	23	14	20	14	21	3	30	6			94	37	43	28	64	31	1	1	1	0	0
7 Netherlands-Spain	68-73	19	22	15	14	19	20	15	17			68	73	34	36	53	56	0	0	0	1	0
8 Chinese Taipei-China	63-89	15	13	13	25	15	30	20	21			63	89	28	38	43	68	0	1	1	0	0
												4	5	6	2	0						



- >10 F** Games finished with a difference of more than 10 points
- >15 F** Games finished with a difference of more than 15 points
- >20 F** Games finished with a difference of more than 20 points
- >3<11 F** Games finished with a difference between 4 and 10 points
- <4F** Games finished with a difference of less than 4 points



FIBA U19 World Championship Woman Russia 2015 Group Phase



>10 F	Games finished with a difference of more than 10 points
>15 F	Games finished with a difference of more than 15 points
>20 F	Games finished with a difference of more than 20 points
>3 <11 F	Games finished with a difference between 4 and 10 points
<4 F	Games finished with a difference of less than 4 points

Games: 24

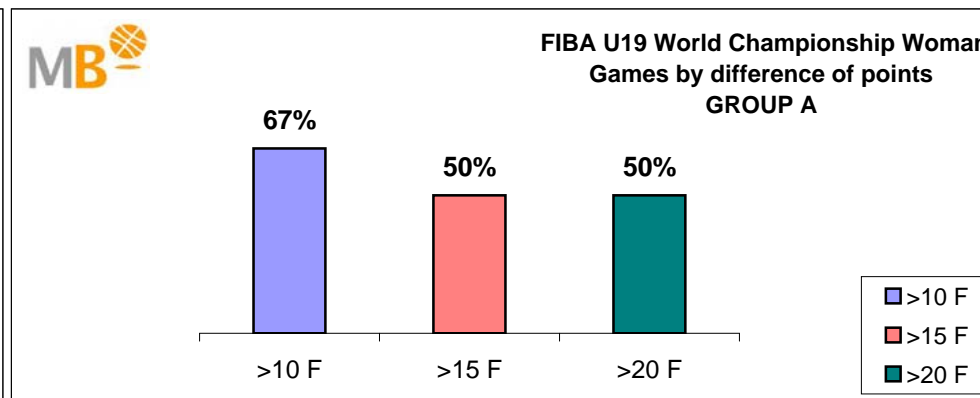
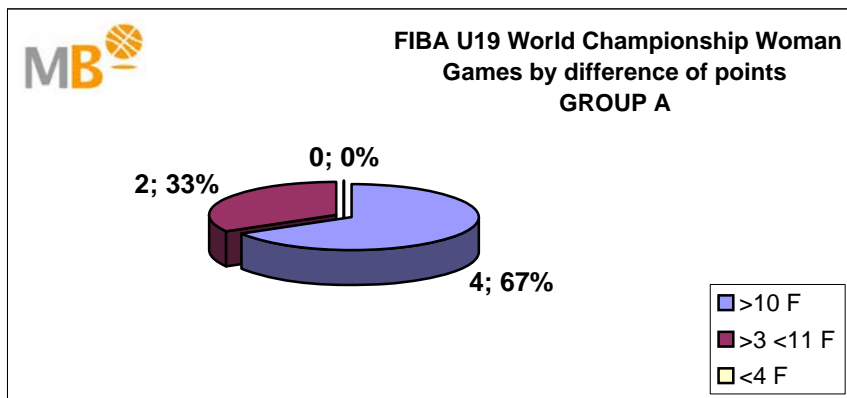
20-Jul-13

FIBA U19 World Championship Woman Russia 2015

GROUP A



Games	Score	1Q	2Q	3Q	4Q	O	O	T	T	E2°Q	E3°Q	>10 2°	>10 3°	>10 F	>3 <11 F	<4 F				
1 Russia-Chinese Taipei	<u>89-43</u>	37	11	17	10	23	11	12	11	89	43	54	21	77	32	1	1	1	0	0
2 Netherlands-Argentina	<u>79-65</u>	20	8	18	23	15	19	26	15	79	65	38	31	53	50	0	0	1	0	0
3 Argentina-Russia	<u>38-74</u>	9	17	6	20	16	23	7	13	38	73	15	37	31	60	1	1	1	0	0
4 Chinese Taipei-Netherlands	<u>74-80</u>	23	15	16	16	16	28	19	21	74	80	39	31	55	59	0	0	0	1	0
5 Netherlands-Russia	<u>47-71</u>	11	20	12	12	14	20	10	19	47	71	23	32	37	52	0	1	1	0	0
6 Chinese Taipei-Argentina	<u>60-56</u>	11	14	23	11	12	21	14	10	60	56	34	25	46	46	0	0	0	1	0
												2	3	4	2	0				



>10 F	Games finished with a difference of more than 10 points
>15 F	Games finished with a difference of more than 15 points
>20 F	Games finished with a difference of more than 20 points
>3 <11 F	Games finished with a difference between 4 and 10 points
<4F	Games finished with a difference of less than 4 points

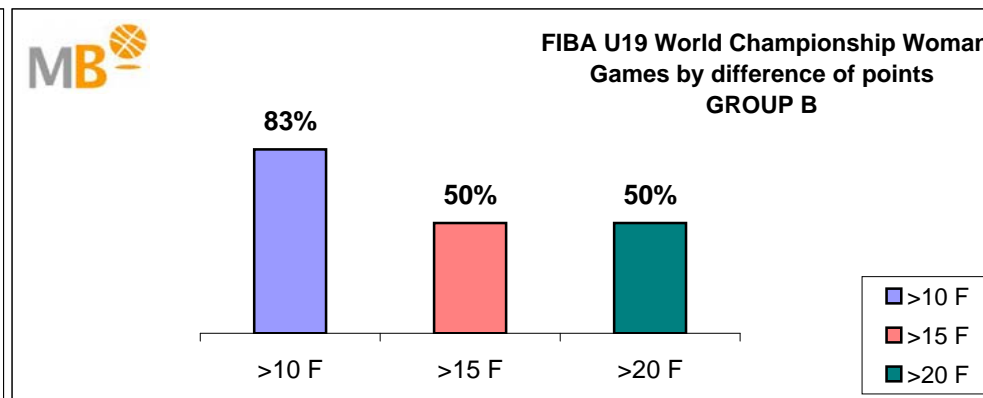
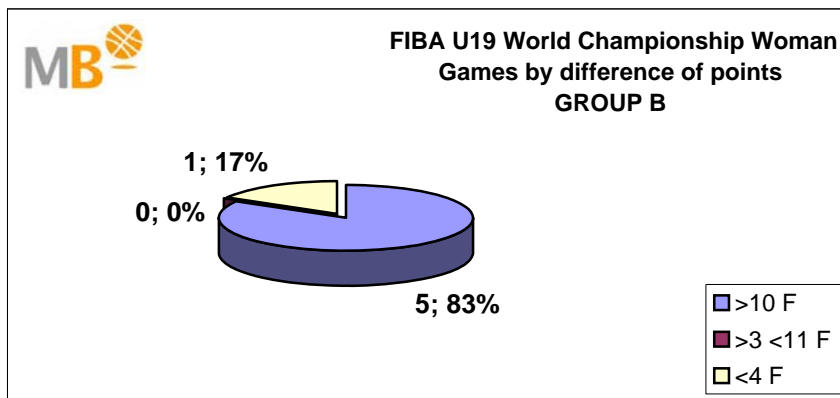


FIBA U19 World Championship Woman Russia 2015

GROUP B



Games	Score	1Q	2Q	3Q	4Q	O	O	T	T	E2 ^o Q	E3 ^o Q	>10 2 ^o	>10 3 ^o	>10 F	>3 <11 F	<4 F				
1 China-Egypt	<u>73-60</u>	19	16	14	15	22	12	18	17	73	60	33	31	55	43	0	1	1	0	0
2 Spain-USA	<u>57-72</u>	13	15	11	21	16	23	17	13	57	72	24	36	40	59	1	1	1	0	0
3 Egypt-Spain	<u>64-87</u>	16	22	24	14	16	26	8	25	64	87	40	36	56	62	0	0	1	0	0
4 USA-China	<u>88-62</u>	29	17	26	12	21	18	12	15	88	62	55	29	76	47	1	1	1	0	0
5 China-Spain	<u>66-63</u>	20	19	16	15	17	14	13	15	66	63	36	34	53	48	0	0	0	0	1
6 USA-Egypt	<u>104-41</u>	14	9	38	9	28	23	24	0	104	41	52	18	80	41	1	1	1	0	0
												3	4	5	0	1				



>10 F	Games finished with a difference of more than 10 points
>15 F	Games finished with a difference of more than 15 points
>20 F	Games finished with a difference of more than 20 points
>3 <11 F	Games finished with a difference between 4 and 10 points
<4 F	Games finished with a difference of less than 4 points

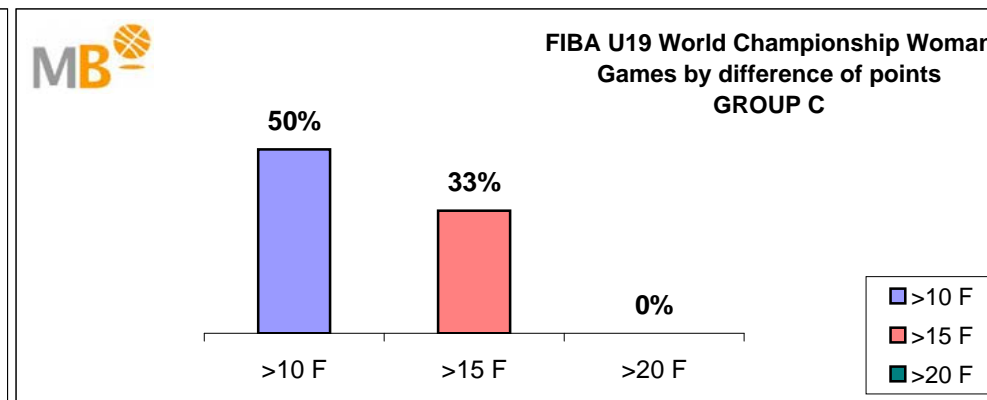
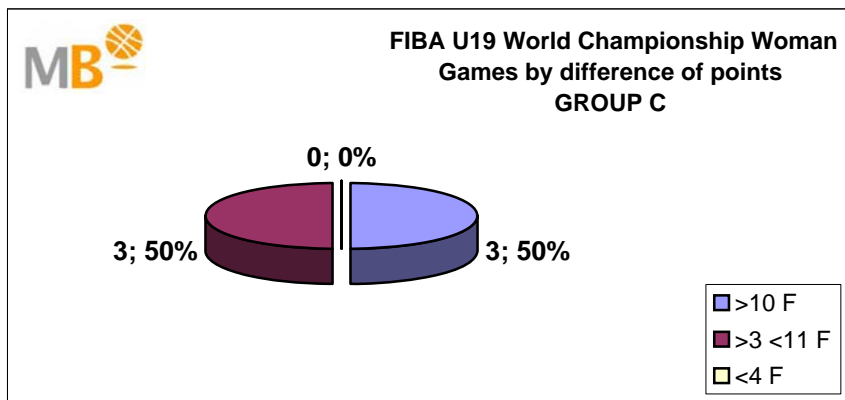


FIBA U19 World Championship Woman Russia 2015

GROUP C



Games	Score	1Q	2Q	3Q	4Q	O	O	T	T	E2°Q	E3°Q	>10 2°	>10 3°	>10 F	>3 <11 F	<4 F				
1 Belgium-France	64-60	12	7	14	22	19	4	19	27	64	60	26	29	45	33	0	1	0	1	0
2 Canada-Mali	71-62	20	13	17	18	21	17	13	14	71	62	37	31	58	48	0	0	0	1	0
3 Mali-Belgium	41-60	11	9	17	21	11	11	2	19	41	60	28	30	39	41	0	0	1	0	0
4 France-Canada	58-54	17	13	15	15	14	7	12	19	58	54	32	28	46	35	0	1	0	1	0
5 Canada-Belgium	52-67	18	15	16	15	7	16	11	21	52	67	34	30	41	46	0	0	1	0	0
6 France-Mali	69-50	17	7	21	11	20	17	11	15	69	50	38	18	58	35	1	1	1	0	0
																1	3	3	3	0



>10 F	Games finished with a difference of more than 10 points
>15 F	Games finished with a difference of more than 15 points
>20 F	Games finished with a difference of more than 20 points
>3 <11 F	Games finished with a difference between 4 and 10 points
<4F	Games finished with a difference of less than 4 points

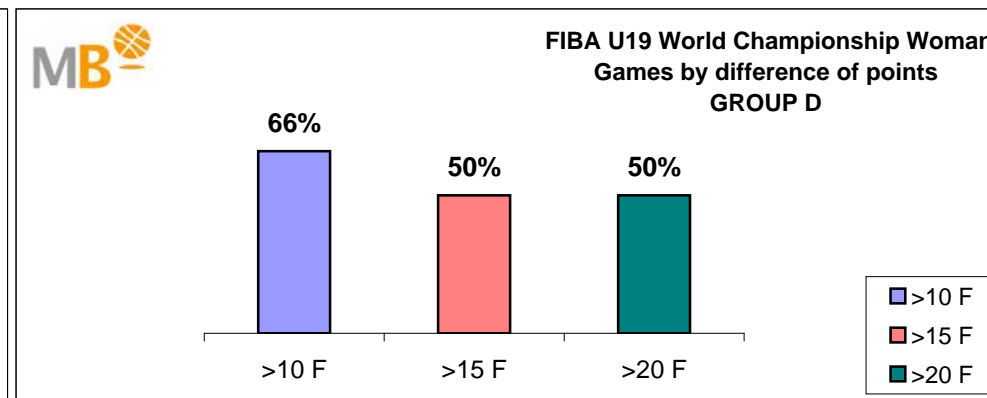
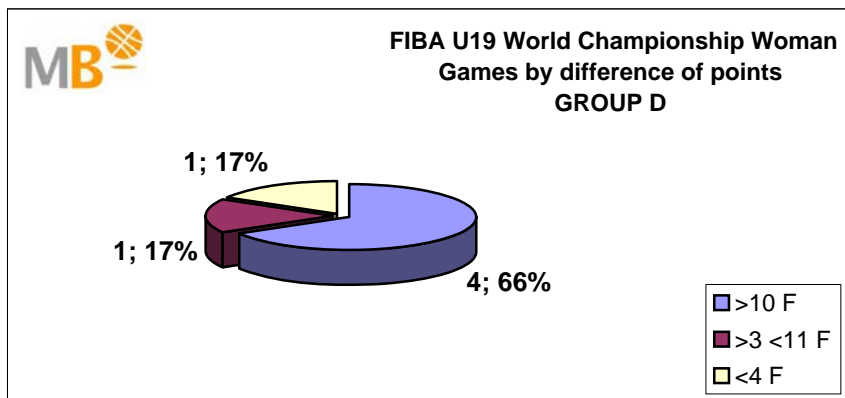


FIBA U19 World Championship Woman Russia 2015

GROUP D



Games	Score	1Q	2Q	3Q	4Q	O	O	T	T	E2°Q	E3°Q	>10 2°	>10 3°	>10 F	>3 <11 F	<4 F				
1 Korea-Brazil	<u>51-82</u>	10	22	10	20	11	18	20	22	51	82	20	42	31	60	1	1	1	0	0
2 Australia-Serbia	<u>105-62</u>	22	13	33	18	24	9	26	22	105	62	55	31	79	40	1	1	1	0	0
3 Brazil-Australia	<u>48-62</u>	15	13	13	10	11	21	9	18	48	62	28	23	39	44	0	0	1	0	0
4 Serbia-Korea	<u>74-66</u>	17	25	14	5	22	20	21	16	74	66	31	30	53	50	0	0	0	1	0
5 Korea-Australia	<u>38-87</u>	15	20	4	13	7	25	12	29	38	87	19	33	26	58	1	1	1	0	0
6 Serbia-Brazil	<u>80-75</u>	12	22	19	11	19	15	17	19	67	67	31	33	50	48	0	0	0	0	1
												3	3	4	1	1				



- >10 F** Games finished with a difference of more than 10 points
- >15 F** Games finished with a difference of more than 15 points
- >20 F** Games finished with a difference of more than 20 points
- >3 <11 F** Games finished with a difference between 4 and 10 points
- <4F** Games finished with a difference of less than 4 points



FIBA U19 World Championship Woman Russia 2015



SCOREBOARD

Group Phase

GROUP A	GAMES				RUN		GAME POINTS						
# Team	P	Won	Loss	%	L5	For	Agt	+/-	FA	AA	GA	Pts	
1 Russia	3	3	0	100	111	233	128	105	77.7	42.7	18.203	6	
2 Netherland	3	2	1	66.7	110	206	210	-4	68.7	70	0.9810	5	
3 TPE	3	1	2	33.3	001	177	225	-48	59	75	0.7867	4	
4 Argentina	3	0	3	0	000	159	212	-53	53	70.7	0.75	3	

GROUP A	GAMES				RUN		GAME POINTS						
# Team	P	Won	Loss	%	L5	For	Agt	+/-	FA	AA	GA	Pts	
1 USA	3	3	0	100	111	264	160	104	88	53.3	1.65	6	
2 China	3	2	1	66.7	101	201	211	-10	67	70.3	0.9526	5	
3 Spain	3	1	2	33.3	010	207	202	5	69	67.3	10.248	4	
4 Egypt	3	0	3	0	000	165	264	-99	55	88	0.625	3	

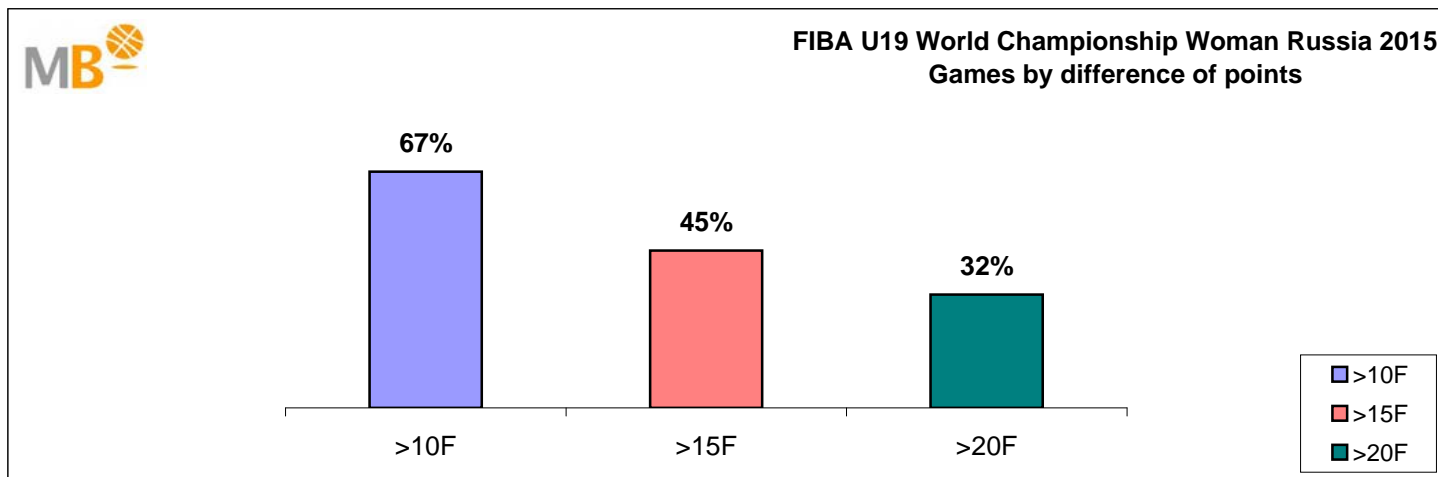
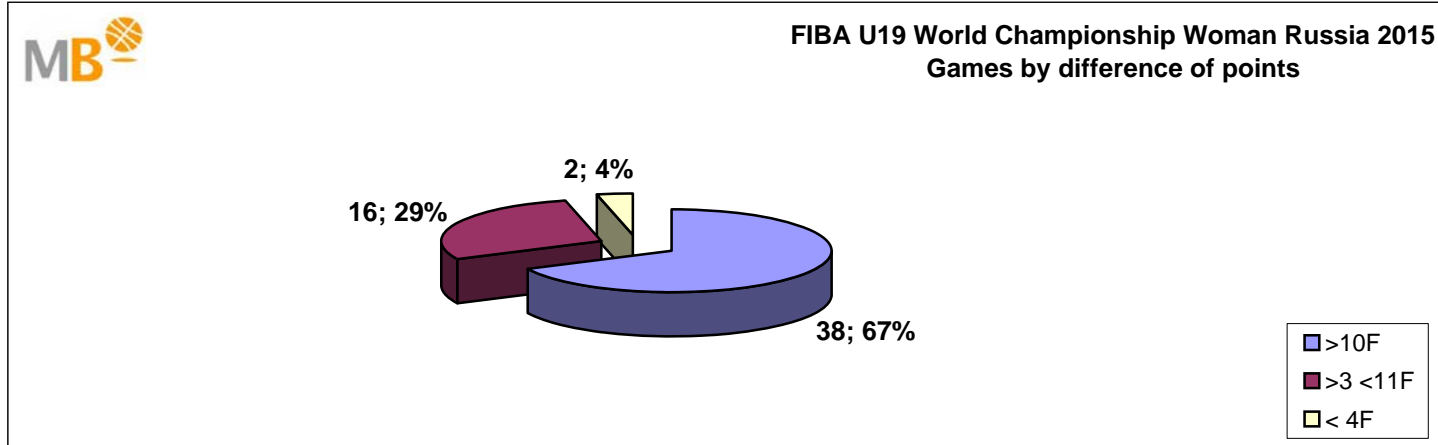
GROUP A	GAMES				RUN		GAME POINTS						
# Team	P	Won	Loss	%	L5	For	Agt	+/-	FA	AA	GA	Pts	
1 Belgium	3	3	0	100	111	191	153	38	63.7	51	12.484	6	
2 France	3	2	1	66.7	011	187	168	19	62.3	56	11.131	5	
3 Canada	3	1	2	33.3	100	177	187	-10	59	62.3	0.9465	4	
4 Mali	3	0	3	0	000	153	200	-47	51	66.7	0.765	3	

GROUP A	GAMES				RUN		GAME POINTS						
# Team	P	Won	Loss	%	L5	For	Agt	+/-	FA	AA	GA	Pts	
1 Australia	3	3	0	100	111	254	148	106	84.7	49.3	17.162	6	
2 Serbia	3	2	1	66.7	011	216	246	-30	72	82	0.8780	5	
3 Brazil	3	1	2	33.3	100	205	193	12	68.3	64.3	10.622	4	
4 Korea	3	0	3	0	000	155	243	-88	51.7	81	0.6379	3	

Comparativa Standings	GAMES				RUN		GAME POINTS						
# Team	P	Won	Loss	%	L5	For	Agt	+/-	FA	AA	GA	Pts	
1 Russia	3	3	0	100	111	233	128	105	77.7	42.7	18.203	6	
2 Australia	3	3	0	100	111	254	148	106	84.7	49.3	17.162	6	
3 USA	3	3	0	100	111	264	160	104	88	53.3	1.65	6	
4 Belgium	3	3	0	100	111	191	153	38	63.7	51	12.484	6	
5 France	3	2	1	66.7	011	187	168	19	62.3	56	11.131	5	
6 Netherland	3	2	1	66.7	011	206	210	-4	68.7	70	0.9810	5	
7 China	3	2	1	66.7	011	201	211	-10	67	70.3	0.9526	5	
8 Serbia	3	2	1	66.7	011	216	246	-30	72	82	0.8780	5	

Comparativa Standings	GAMES				RUN		GAME POINTS						
# Team	P	Won	Loss	%	L5	For	Agt	+/-	FA	AA	GA	Pts	
9 Brazil	3	1	2	33.3	100	205	193	12	68.3	64.3	10.622	4	
10 Spain	3	1	2	33.3	100	207	202	5	69	67.3	10.248	4	
11 Canada	3	1	2	33.3	100	177	187	-10	59	62.3	0.9465	4	
12 TPE	3	1	2	33.3	100	177	225	-48	59	75	0.7867	4	
13 Mali	3	0	3	0	000	153	200	-47	51	66.7	0.765	3	
14 Argentina	3	0	3	0	000	159	212	-53	53	70.7	0.75	3	
15 Korea	3	0	3	0	000	155	243	-88	51.7	81	0.6379	3	
16 Egypt	3	0	3	0	000	165	264	-99	55	88	0.625	3	

FIBA U19 World Championship Woman Russia 2015



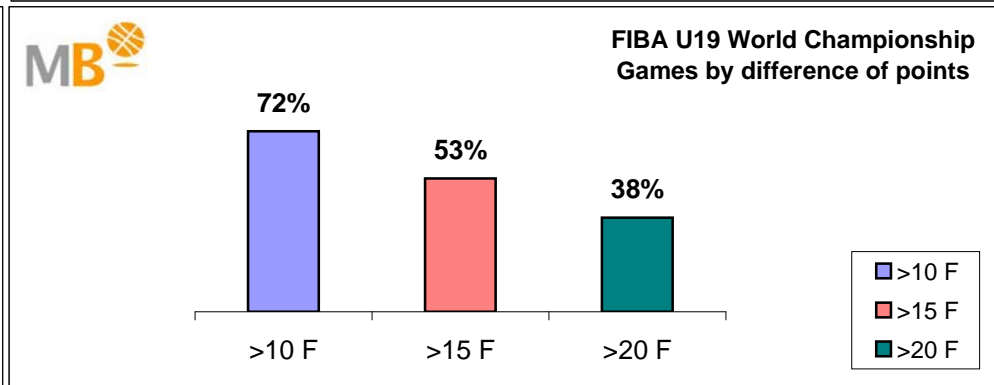
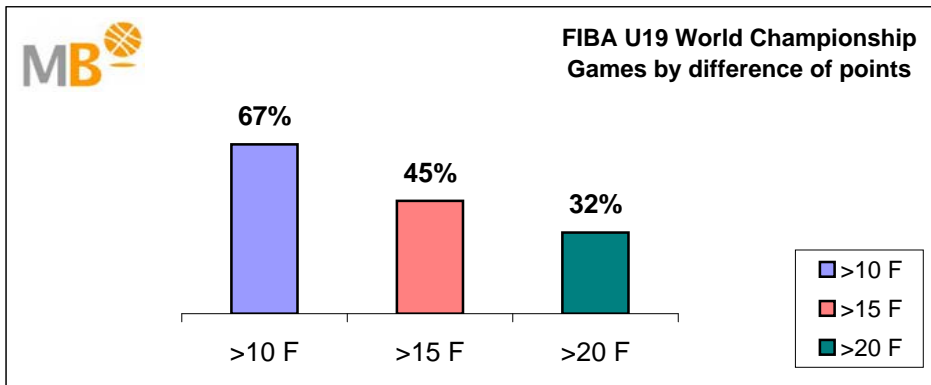
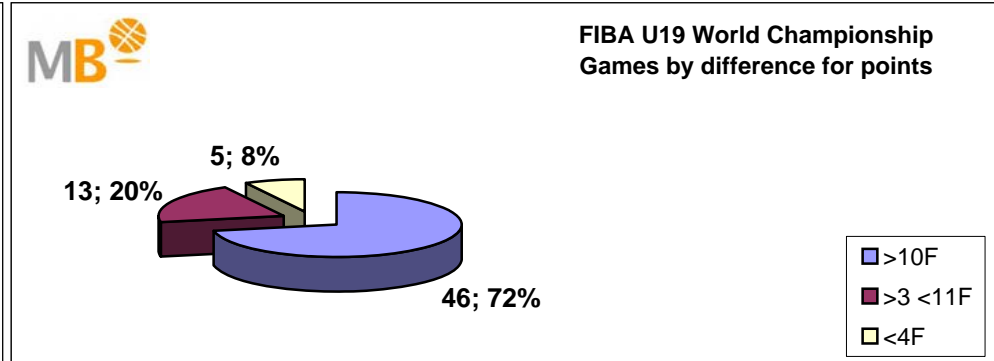
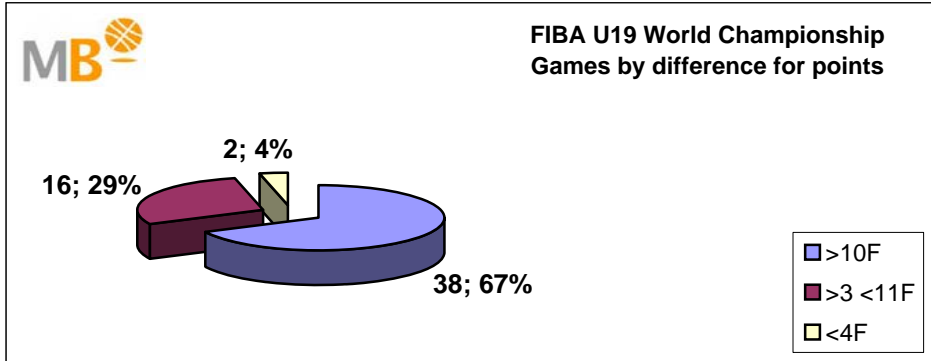
>10 F	Games finished with a difference of more than 10 points
>15 F	Games finished with a difference of more than 15 points
>20 F	Games finished with a difference of more than 20 points
>3<11 F	Games finished with a difference between 4 and 10 points
<4 F	Games finished with a difference of less than 4 points

Games: 56
26-Jul-15

FIBA U19 World Championship Woman

Russia 2015

Lithuania 2013



Games: 56

26-Jul-15

1^a USA
2^a Russia

>10 F	Games finished with a difference of more than 10 points
>15 F	Games finished with a difference of more than 15 points
>20 F	Games finished with a difference of more than 20 points
>3<11 F	Games finished with a difference between 4 and 10 points
<4 F	Games finished with a difference of less than 4 points

Games: 64

2-Jul-13

1^a USA
2^a France