

# U20 European Championship Women

## Spain 2015

### Spain



### Gold Medal

#### [News](#)

#### Spain

##### Points per Minute

Romero, L.	<b>0,43</b>
Lo, N.	<b>0,48</b>
Orts, H.	<b>0,36</b>
Quevedo, L.	<b>0,38</b>

##### 40'

17
19
15
15

Arrojo, B.	<b>0,35</b>
Flores, L.	<b>0,29</b>
Lizarazu, M.	<b>0,22</b>
Sole, J.	<b>0,34</b>

##### 40'

14
12
9
14

Rodriguez, Y.	<b>0,30</b>
Esparcia, C.	<b>0,26</b>
Canella, M.	<b>0,26</b>
Zaragoza, S.	<b>0,23</b>

##### 40'

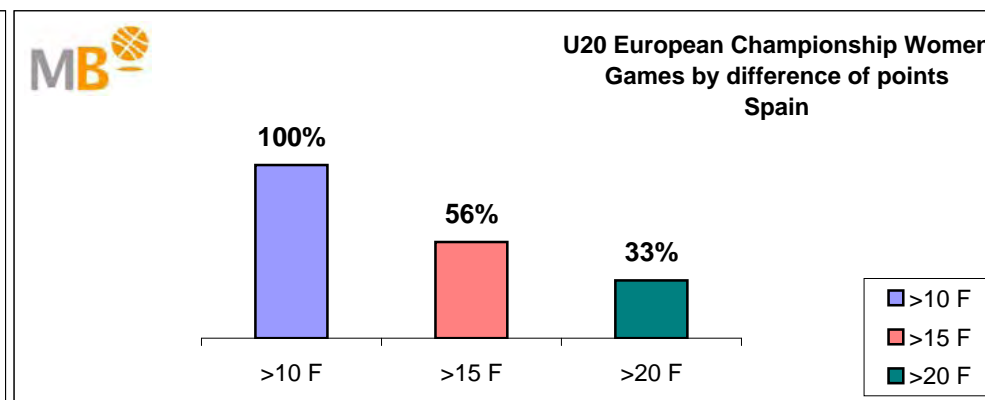
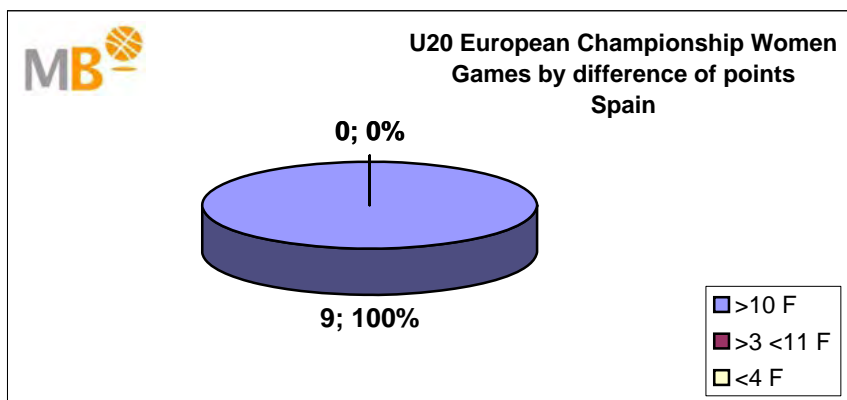
12
10
11
9

# U20 European Championship Women Spain 2015

Spain



Games	Score	1Q	2Q	3Q	4Q	O	O	T	T	E2 <sup>o</sup> Q	E3 <sup>o</sup> Q	>10 2 <sup>o</sup>	>10 3 <sup>o</sup>	>10 F	>3 <11 F	<4 F				
1 Spain-Italy	<u>54 - 43</u>	12	6	16	9	11	9	15	19	54	43	28	15	39	24	1	1	1	0	0
2 Hungary-Spain	<u>48 - 89</u>	15	25	11	16	7	30	15	18	48	89	26	41	33	71	1	1	1	0	0
3 Spain-Czech Republic	<u>77 - 51</u>	15	19	18	11	23	6	21	15	77	51	33	30	56	36	0	1	1	0	0
4 Belgium-Spain	<u>46 - 67</u>	10	14	15	14	8	15	13	24	46	67	25	28	33	43	0	0	1	0	0
5 Spain-Netherlands	<u>63 - 49</u>	16	17	17	11	17	13	13	8	63	49	33	28	50	41	0	0	1	0	0
6 Portugal-Spain	<u>44 - 59</u>	16	15	12	12	7	16	9	16	44	59	28	27	35	43	0	0	1	0	0
7 Spain-Poland	<u>71 - 52</u>	18	6	11	22	20	15	22	9	71	52	29	28	49	43	0	0	1	0	0
8 Spain-Russia	<u>76 - 50</u>	26	14	18	5	16	14	16	17	76	50	44	19	60	33	1	1	1	0	0
9 France-Spain	<u>47 - 66</u>	8	17	12	16	17	16	10	17	47	66	20	33	37	49	1	1	1	0	0
												<b>4</b>	<b>5</b>	<b>9</b>	<b>0</b>	<b>0</b>				



- >10 F** Games finished with a difference of more than 10 points
- >15 F** Games finished with a difference of more than 15 points
- >20 F** Games finished with a difference of more than 20 points
- >3<11 F** Games finished with a difference between 4 and 10 points
- <4F** Games finished with a difference of less than 4 points



# U20 European Championship Women Spain 2015

## Spain

### Accumulated Statistics

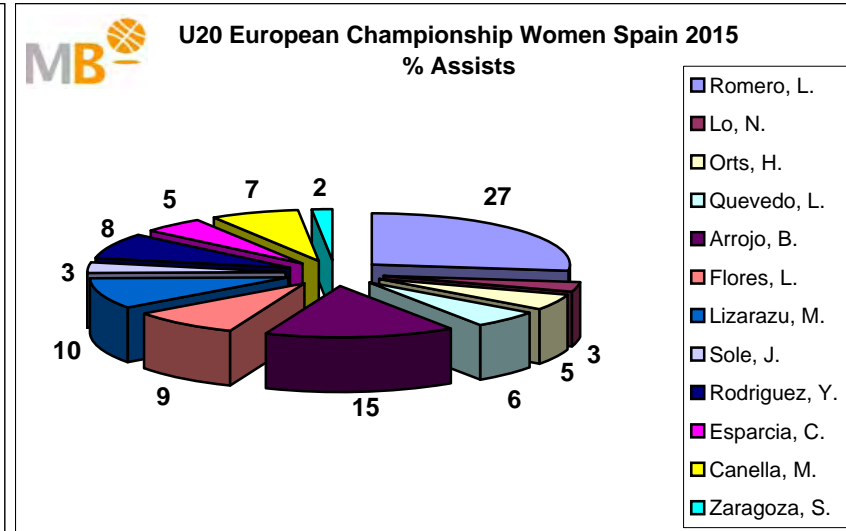
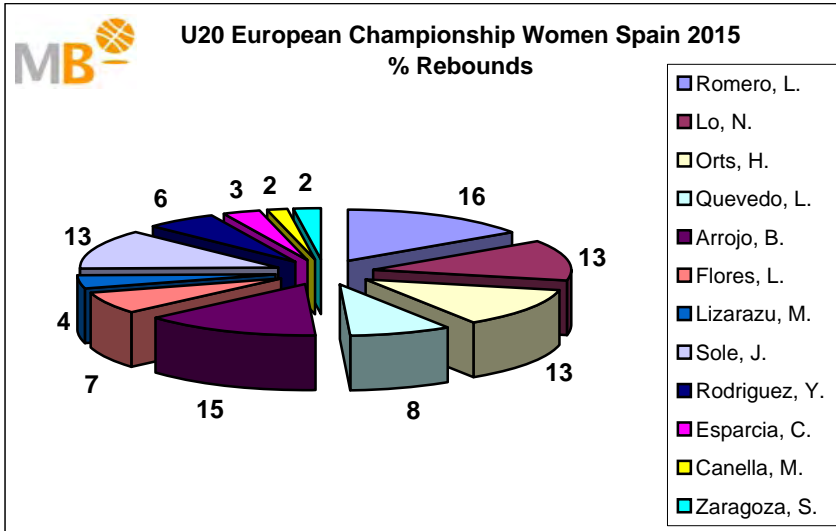
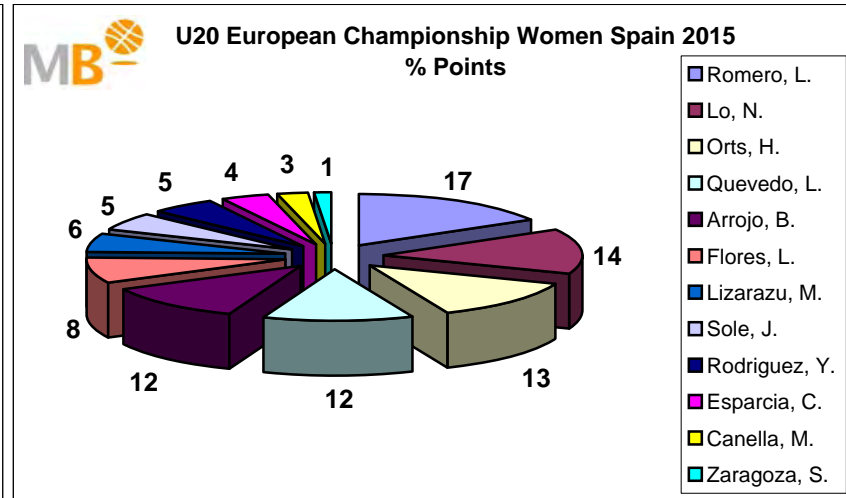
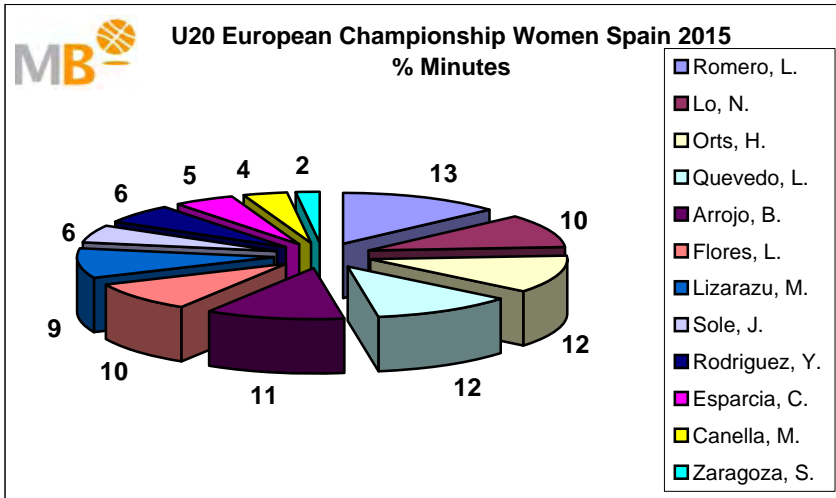


TOTAL			FG		2P FG		3P FG		FT		Reb			PF						
Name	G	Min	M/A	%	M/A	%	M/A	%	M/A	%	O	D	Tot	AS	TO	ST	BS	C	D	Pts
<u>Romero, L.</u>	8	214	30/81	37.0	24/58	41.4	6/23	26.1	27/29	93.1	20	27	47	33	18	17	1	10	26	93
<u>Lo, N.</u>	8	166	36/61	59.0	36/60	60.0	0/1	0.0	7/16	43.8	15	24	39	4	12	6	8	12	12	79
<u>Orts, H.</u>	8	193	29/52	55.8	29/51	56.9	0/1	0.0	12/23	52.2	15	23	38	6	9	11	0	14	20	70
<u>Quevedo, L.</u>	8	184	26/64	40.6	18/33	54.5	8/31	25.8	9/11	81.8	7	18	25	7	3	6	3	11	12	69
<u>Arrojo, B.</u>	8	182	24/70	34.3	23/67	34.3	1/3	33.3	15/17	88.2	17	27	44	19	9	8	6	7	15	64
<u>Flores, L.</u>	8	153	16/51	31.4	10/31	32.3	6/20	30.0	7/8	87.5	2	19	21	11	7	11	0	13	6	45
<u>Lizarazu, M.</u>	8	150	13/43	30.2	13/30	43.3	0/13	0.0	7/9	77.8	4	8	12	12	7	13	0	7	13	33
<u>Sole, J.</u>	8	88	10/38	26.3	10/38	26.3	0/0	0.0	10/12	83.3	20	18	38	4	5	4	1	12	13	30
<u>Rodriguez, Y.</u>	7	100	9/26	34.6	3/9	33.3	6/17	35.3	6/7	85.7	7	11	18	10	4	6	0	8	11	30
<u>Esparcia, C.</u>	6	81	8/17	47.1	4/8	50.0	4/9	44.4	1/2	50.0	5	4	9	6	4	3	3	2	2	21
<u>Canella, M.</u>	7	57	6/11	54.5	6/8	75.0	0/3	0.0	3/4	75.0	0	5	5	9	3	1	0	8	6	15
<u>Zaragoza, S.</u>	5	30	3/11	27.3	3/11	27.3	0/0	0.0	1/3	33.3	4	3	7	2	2	1	2	3	2	7
TEAM/Coach											20	15	35							
TOTAL	8		210/525	40.0	179/404	44.3	31/121	25.6	105/141	74.5	136	202	338	123	97	87	24	107	138	556

AVERAGE			FG		2P FG		3P FG		FT		Reb			PF						
Name	G	Min	M/A	%	M/A	%	M/A	%	M/A	%	O	D	Tot	AS	TO	ST	BS	C	D	Pts
<u>Romero, L.</u>	9	28.0	4.3/10.6	41.1	3.6/7.7	46.4	0.8/2.9	26.9	3.3/3.7	90.9	2.3	3.3	5.7	4.0	2.2	2.0	0.1	1.2	3.6	12.8
<u>Lo, N.</u>	9	21.2	4.2/7.2	58.5	4.2/7.1	59.4	0.0/0.1	0.0	0.9/2.0	44.4	1.7	3.1	4.8	0.7	1.4	0.7	1.0	1.8	1.4	9.3
<u>Quevedo, L.</u>	9	23.3	3.3/8.0	41.7	2.2/4.0	55.6	1.1/4.0	27.8	1.2/1.4	84.6	0.9	2.4	3.3	0.8	0.3	0.7	0.3	1.3	1.6	9.0
<u>Orts, H.</u>	9	24.0	3.7/6.7	55.0	3.7/6.6	55.9	0.0/0.1	0.0	1.3/2.6	52.2	1.9	2.9	4.8	0.8	1.2	1.2	0.0	1.8	2.2	8.7
<u>Arrojo, B.</u>	9	23.0	2.7/8.4	31.6	2.6/8.1	31.5	0.1/0.3	33.3	2.0/2.3	85.7	2.0	3.1	5.1	2.3	1.0	0.9	0.7	1.2	1.9	7.4
<u>Flores, L.</u>	9	20.4	2.2/6.8	32.8	1.3/4.0	33.3	0.9/2.8	32.0	0.9/1.1	80.0	0.3	2.3	2.7	1.4	1.0	1.3	0.0	1.6	0.9	6.2
<u>Lizarazu, M.</u>	9	18.2	1.6/5.1	30.4	1.4/3.6	40.6	0.1/1.6	7.1	0.8/1.0	77.8	0.6	1.0	1.6	1.6	0.8	1.6	0.0	0.9	1.6	4.0
<u>Rodriguez, Y.</u>	8	14.1	1.1/3.5	32.1	0.4/1.1	33.3	0.8/2.4	31.6	0.8/0.9	85.7	0.9	1.4	2.3	1.3	0.5	0.8	0.0	1.3	1.6	3.8
<u>Sole, J.</u>	9	10.6	1.1/4.2	26.3	1.1/4.2	26.3	0.0/0.0	0.0	1.3/1.6	85.7	2.3	2.1	4.4	0.4	0.8	0.4	0.1	1.4	1.8	3.6
<u>Esparcia, C.</u>	6	13.5	1.3/2.8	47.1	0.7/1.3	50.0	0.7/1.5	44.4	0.2/0.3	50.0	0.8	0.7	1.5	1.0	0.7	0.5	0.5	0.3	0.3	3.5
<u>Canella Rodriguez, M</u>	7	8.1	0.9/1.6	54.5	0.9/1.1	75.0	0.0/0.4	0.0	0.4/0.6	75.0	0.0	0.7	0.7	1.3	0.4	0.1	0.0	1.1	0.9	2.1
<u>Zaragoza, S.</u>	5	6.0	0.6/2.2	27.3	0.6/2.2	27.3	0.0/0.0	0.0	0.2/0.6	33.3	0.8	0.6	1.4	0.4	0.4	0.2	0.4	0.6	0.4	1.4
TEAM/Coach											2.3	2.0	4.3							
TOTAL	9		26.0/64.4	40.3	21.9/49.2	44.5	4.1/15.2	27.0	13.0/17.4	74.5	16.1	24.9	41.0	15.0	12.1	10.0	2.8	13.8	17.4	69.1

# U20 European Championship Women Spain 2015

## Spain



# U20 European Championship Women Spain 2015

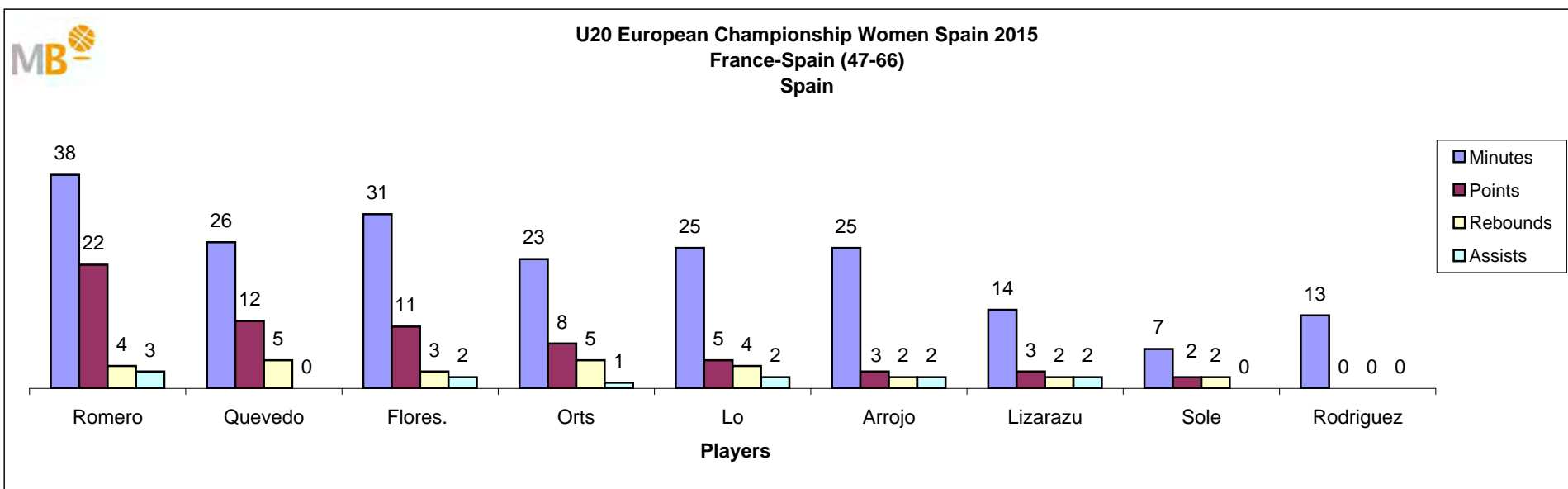
Final

France-Spain (47-66)

Spain



Name	Min	FG		2P FG		3P FG		FT		Reb				PF				+/-	Pts	
		M/A	%	M/A	%	M/A	%	M/A	%	O	D	Tot	AS	TO	ST	BS	C			D
*10 <u>Romero, L.</u>	38	9/14	64.3	8/11	72.7	1/3	33.3	3/4	75.0	1	3	4	3	2	1	0	1	6	16	22
*12 <u>Quevedo, L.</u>	26	4/8	50.0	2/3	66.7	2/5	40.0	2/2	100.0	1	4	5	0	0	0	0	1	2	4	12
*4 <u>Flores, L.</u>	31	4/10	40.0	2/5	40.0	2/5	40.0	1/2	50.0	1	2	3	2	2	1	0	1	2	9	11
13 <u>Orts, H.</u>	23	4/8	50.0	4/8	50.0	0/0	0.0	0/0	0.0	2	3	5	1	2	0	0	2	0	25	8
*11 <u>Lo, N.</u>	25	2/4	50.0	2/4	50.0	0/0	0.0	1/2	50.0	0	4	4	2	1	0	1	4	1	1	5
*7 <u>Arrojo, B.</u>	25	0/6	0.0	0/6	0.0	0/0	0.0	3/4	75.0	1	1	2	2	0	0	0	4	2	2	3
9 <u>Lizarazu, M.</u>	14	1/3	33.3	0/2	0.0	1/1	100.0	0/0	0.0	1	1	2	2	0	1	0	1	1	14	3
14 <u>Sole, J.</u>	7	0/0	0.0	0/0	0.0	0/0	0.0	2/2	100.0	1	1	2	0	2	0	0	1	3	10	2
5 <u>Rodriguez, Y.</u>	13	0/2	0.0	0/0	0.0	0/2	0.0	0/0	0.0	0	0	0	0	0	0	0	2	2	14	0
6 <u>Esparcia, C.</u>	DNP																			
8 <u>Canella, M.</u>	DNP																			
15 <u>Zaragoza, S.</u>	DNP																			
TEAM/Coach											1	3	4							
TOTAL		24/55	43.6	18/39	46.2	6/16	37.5	12/16	75.0	9	22	31	12	12	3	1	17	19	95	66



# U20 European Championship Women Spain 2015

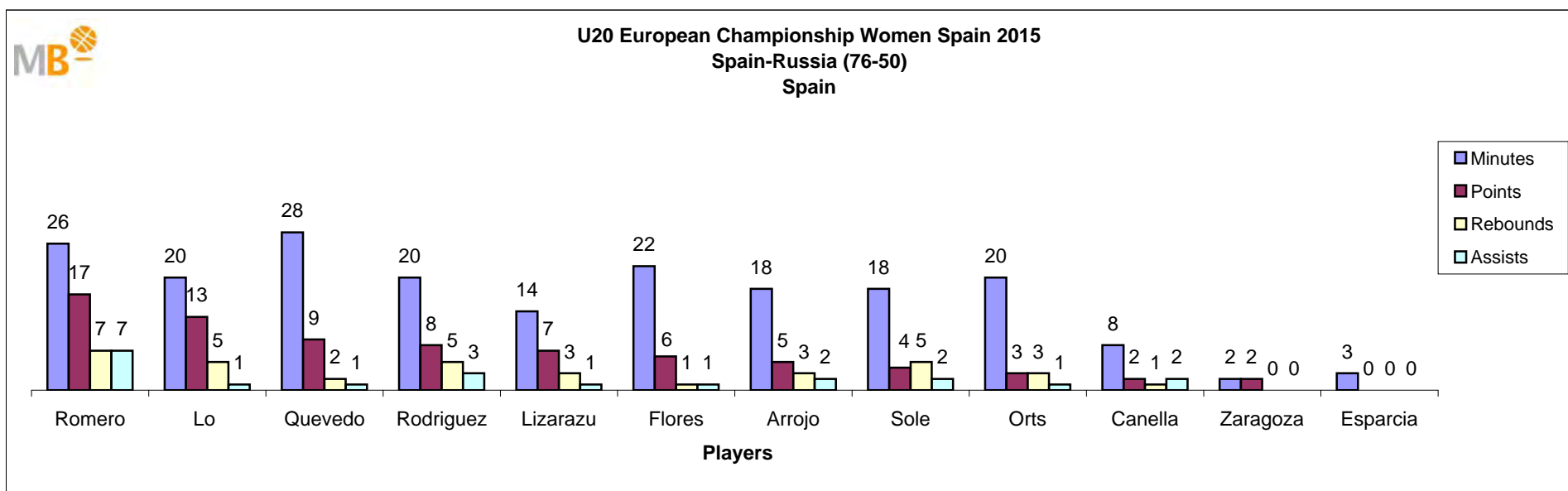
## Semi-Finals

### Spain-Russia (76-50)

#### Spain



Name	Min	FG		2P FG		3P FG		FT		Reb					PF			+/-	Pts	
		M/A	%	M/A	%	M/A	%	M/A	%	O	D	Tot	AS	TO	ST	BS	C			D
10 <u>Romero, L.</u>	26	6/15	40.0	6/14	42.9	0/1	0.0	5/5	100.0	3	4	7	7	2	3	0	1	5	33	17
11 <u>Lo, N.</u>	20	6/9	66.7	6/9	66.7	0/0	0.0	1/3	33.3	1	4	5	1	1	2	0	0	3	26	13
12 <u>Quevedo, L.</u>	28	3/6	50.0	2/3	66.7	1/3	33.3	2/3	66.7	0	2	2	1	0	1	0	1	3	29	9
*5 <u>Rodriguez, Y.</u>	20	2/4	50.0	0/1	0.0	2/3	66.7	2/2	100.0	0	5	5	3	2	2	0	1	2	18	8
9 <u>Lizarazu, M.</u>	14	3/4	75.0	3/4	75.0	0/0	0.0	1/2	50.0	1	2	3	1	1	2	0	1	2	-9	7
4 <u>Flores, L.</u>	22	3/7	42.9	3/5	60.0	0/2	0.0	0/0	0.0	0	1	1	1	1	2	0	3	0	15	6
*7 <u>Arrojo, B.</u>	18	2/8	25.0	2/8	25.0	0/0	0.0	1/2	50.0	1	2	3	2	1	1	1	1	1	11	5
14 <u>Sole, J.</u>	18	1/5	20.0	1/5	20.0	0/0	0.0	2/2	100.0	4	1	5	2	0	1	0	1	3	-4	4
*13 <u>Orts, H.</u>	20	0/1	0.0	0/1	0.0	0/0	0.0	3/4	75.0	2	1	3	1	1	1	0	3	2	11	3
8 <u>Canella, M.</u>	8	1/2	50.0	1/1	100.0	0/1	0.0	0/0	0.0	0	1	1	2	0	1	0	1	1	-10	2
*15 <u>Zaragoza, S.</u>	2	1/1	100.0	1/1	100.0	0/0	0.0	0/0	0.0	0	0	0	0	0	1	0	0	0	4	2
*6 <u>Esparcia, C.</u>	3	0/1	0.0	0/1	0.0	0/0	0.0	0/0	0.0	0	0	0	0	0	0	0	0	0	6	0
TEAM/Coach										1	1	2								
TOTAL		28/63	44.4	25/53	47.2	3/10	30.0	17/23	73.9	13	24	37	21	10	17	1	13	22	130	76



# U20 European Championship Women Spain 2015

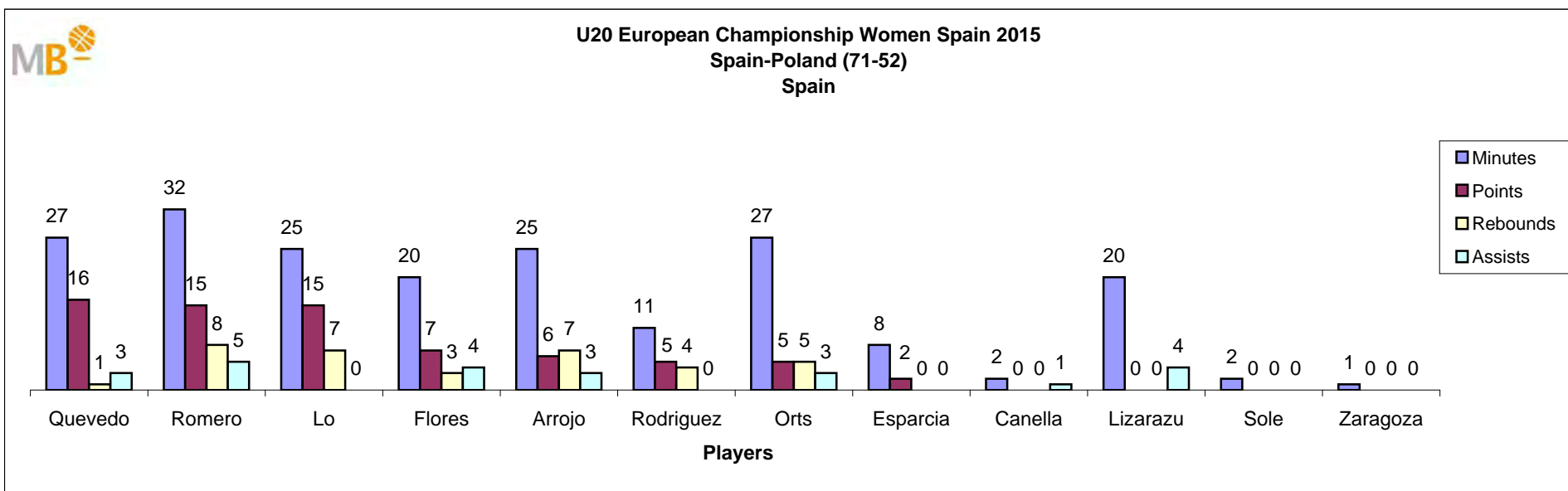
## Quarter-Finals

### Spain-Poland (71-52)

Spain



Name	Min	FG		2P FG		3P FG		FT		Reb			PF					+/-	Pts	
		M/A	%	M/A	%	M/A	%	M/A	%	O	D	Tot	AS	TO	ST	BS	C			D
12 <u>Quevedo, L.</u>	27	5/9	55.6	3/5	60.0	2/4	50.0	4/5	80.0	1	0	1	3	2	0	0	3	4	3	16
10 <u>Romero, L.</u>	32	5/12	41.7	2/4	50.0	3/8	37.5	2/2	100.0	4	4	8	5	0	1	0	1	3	21	15
11 <u>Lo, N.</u>	25	7/10	70.0	7/10	70.0	0/0	0.0	1/3	33.3	5	2	7	0	3	2	1	1	2	15	15
4 <u>Flores, L.</u>	20	3/8	37.5	2/3	66.7	1/5	20.0	0/0	0.0	1	2	3	4	2	1	0	1	1	17	7
*7 <u>Arrojo, B.</u>	25	3/8	37.5	3/7	42.9	0/1	0.0	0/0	0.0	4	3	7	3	3	1	1	2	0	6	6
*5 <u>Rodriguez, Y.</u>	11	1/4	25.0	0/1	0.0	1/3	33.3	2/3	66.7	1	3	4	0	0	1	0	2	3	12	5
*13 <u>Orts, H.</u>	27	2/4	50.0	2/4	50.0	0/0	0.0	1/4	25.0	1	4	5	3	2	0	0	1	3	13	5
*6 <u>Esparcia, C.</u>	8	1/2	50.0	1/2	50.0	0/0	0.0	0/0	0.0	0	0	0	0	0	1	0	0	0	2	2
8 <u>Canella M.</u>	2	0/0	0.0	0/0	0.0	0/0	0.0	0/0	0.0	0	0	0	1	1	0	0	1	0	1	0
9 <u>Lizarazu, M.</u>	20	0/4	0.0	0/0	0.0	0/4	0.0	0/0	0.0	0	0	0	4	1	1	0	1	1	1	0
14 <u>Sole, J.</u>	2	0/0	0.0	0/0	0.0	0/0	0.0	0/0	0.0	0	0	0	0	0	0	0	0	0	3	0
*15 <u>Zaragoza, S.</u>	1	0/0	0.0	0/0	0.0	0/0	0.0	0/0	0.0	0	0	0	0	0	0	0	0	0	1	0
TEAM/Coach										2	4	6								
TOTAL		27/61	44.3	20/36	55.6	7/25	28.0	10/17	58.8	19	22	41	23	14	8	2	13	17	95	71



# U20 European Championship Women Spain 2015

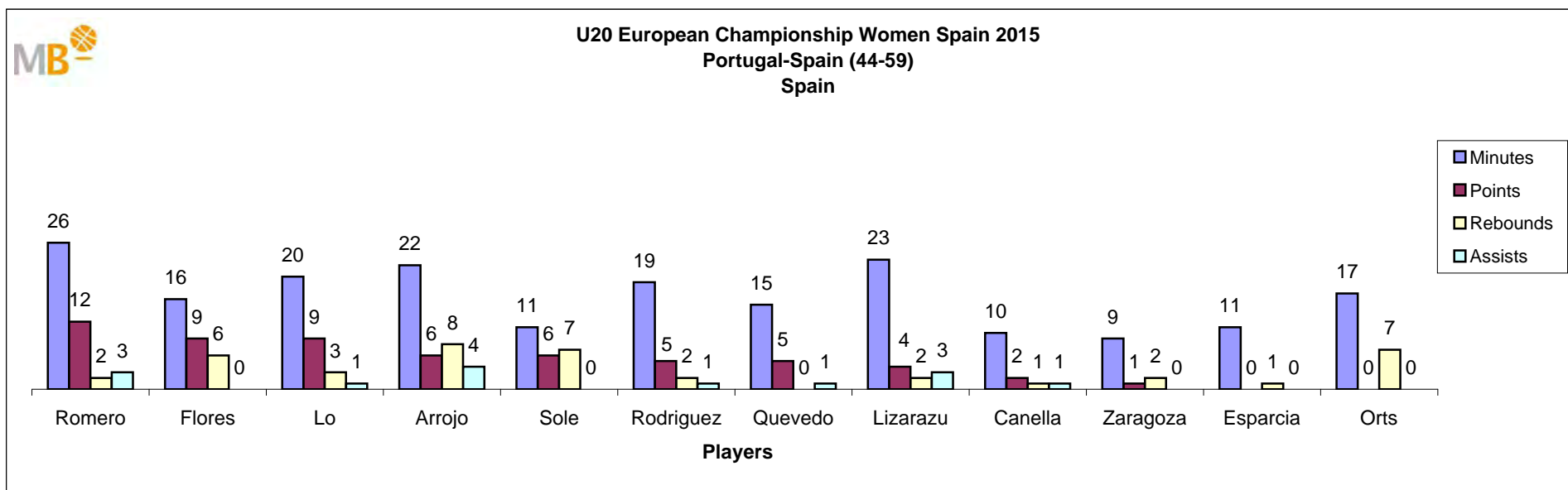
Second Round G03

Portugal-Spain (44-59)

Spain



Name	Min	FG		2P FG		3P FG		FT		Reb					PF			+/-	Pts	
		M/A	%	M/A	%	M/A	%	M/A	%	O	D	Tot	AS	TO	ST	BS	C			D
*10 <u>Romero, L.</u>	26	4/10	40.0	3/9	33.3	1/1	100.0	3/4	75.0	1	1	2	3	2	2	0	1	4	9	12
*4 <u>Flores, L.</u>	16	2/6	33.3	0/3	0.0	2/3	66.7	3/4	75.0	0	6	6	0	2	1	0	2	2	6	9
11 <u>Lo, N.</u>	20	4/6	66.7	4/5	80.0	0/0	0.0	1/2	50.0	0	3	3	1	1	1	3	2	1	18	9
*7 <u>Arrojo, B.</u>	22	3/8	37.5	3/8	37.5	0/0	0.0	0/0	0.0	4	4	8	4	0	1	1	0	0	5	6
14 <u>Sole, J.</u>	11	2/8	25.0	0/0	0.0	0/0	0.0	2/2	100.0	3	4	7	0	0	0	0	3	2	3	6
5 <u>Rodriguez, Y.</u>	19	1/4	25.0	0/1	0.0	1/3	33.3	2/2	100.0	2	0	2	1	0	1	0	1	1	7	5
12 <u>Quevedo, L.</u>	15	2/6	33.3	1/2	50.0	1/4	25.0	0/0	0.0	0	0	0	1	0	2	0	0	1	4	5
*9 <u>Lizarazu, M.</u>	23	1/4	25.0	1/2	50.0	0/2	0.0	2/2	100.0	1	1	2	3	0	2	0	1	2	17	4
*8 <u>Canella M.</u>	10	1/1	100.0	1/1	100.0	0/0	0.0	0/0	0.0	0	1	1	1	0	0	0	3	0	5	2
15 <u>Zaragoza, S.</u>	9	0/5	0.0	0/5	0.0	0/0	0.0	1/2	50.0	2	0	2	0	1	0	1	1	1	-8	1
6 <u>Esparcia, C.</u>	11	0/1	0.0	0/0	0.0	0/1	0.0	0/0	0.0	1	0	1	0	1	0	0	1	0	1	0
13 <u>Orts, H.</u>	17	0/3	0.0	0/3	0.0	0/0	0.0	0/0	0.0	3	4	7	0	2	0	0	2	1	8	0
TEAM/Coach										5	4	9								
TOTAL		20/62	32.3	15/48	31.3	5/14	35.7	14/18	77.8	22	28	50	14	12	10	5	17	15	75	59





# U20 European Championship Women Spain 2015

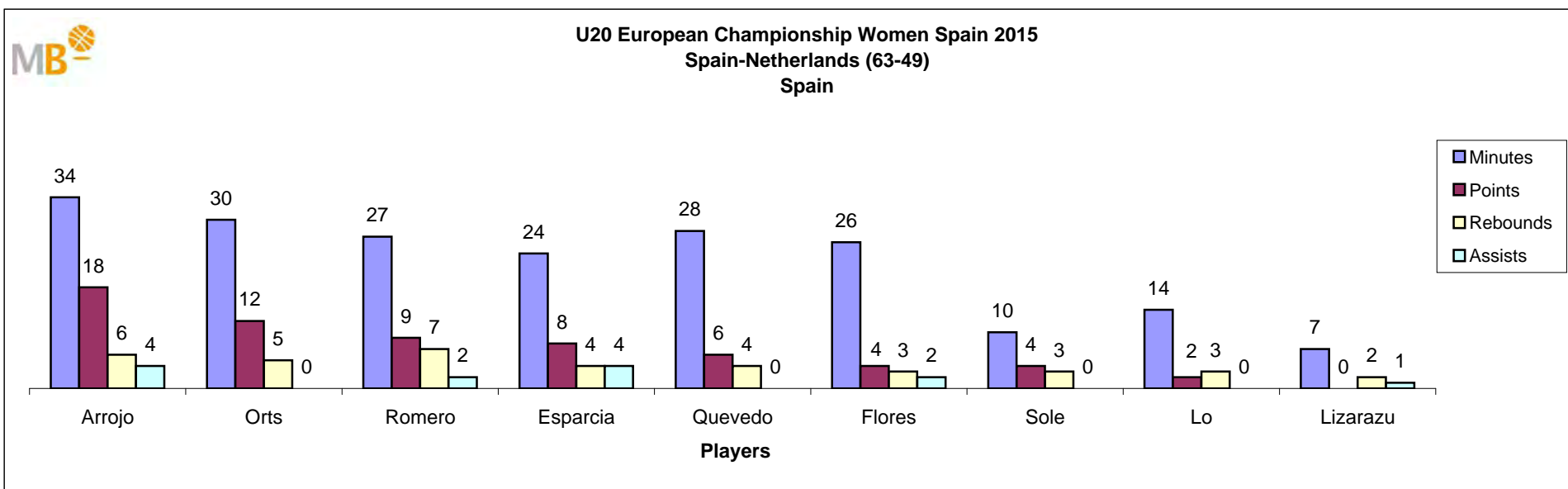
## Second Round G02

### Spain-Netherlands (63-49)

Spain



Name	Min	FG		2P FG		3P FG		FT		Reb				PF				+/-	Pts	
		M/A	%	M/A	%	M/A	%	M/A	%	O	D	Tot	AS	TO	ST	BS	C			D
*7 <u>Arrojo, B.</u>	34	6/14	42.9	5/13	38.5	1/1	100.0	5/5	100.0	2	4	6	4	1	1	1	1	6	17	18
13 <u>Orts, H.</u>	30	5/11	45.5	5/11	45.5	0/0	0.0	2/2	100.0	2	3	5	0	3	3	0	2	3	7	12
*10 <u>Romero, L.</u>	27	3/6	50.0	2/4	50.0	1/2	50.0	2/2	100.0	3	4	7	2	2	1	0	1	3	10	9
6 <u>Esparcia, C.</u>	24	3/6	50.0	1/2	50.0	2/4	50.0	0/0	0.0	3	1	4	4	0	1	1	0	1	6	8
12 <u>Quevedo, L.</u>	28	3/9	33.3	3/6	50.0	0/3	0.0	0/0	0.0	1	3	4	0	0	2	2	1	0	23	6
*4 <u>Flores, L.</u>	26	2/10	20.0	2/10	25.0	0/2	0.0	0/0	0.0	0	3	3	2	0	1	0	2	1	16	4
14 <u>Sole, J.</u>	10	1/2	20.0	1/2	20.0	0/0	0.0	2/4	50.0	2	1	3	0	0	2	0	2	4	2	4
11 <u>Lo, N.</u>	14	1/6	16.7	1/6	16.7	0/0	0.0	0/0	0.0	1	2	3	0	3	0	0	4	0	-6	2
*9 <u>Lizarazu, M.</u>	7	0/2	0.0	0/2	0.0	0/0	0.0	0/0	0.0	1	1	2	1	0	0	0	0	0	-5	0
5 <u>Rodriguez, Y.</u>	DNP																			
*8 <u>Canella M.</u>	DNP																			
15 <u>Zaragoza, S.</u>	DNP																			
TEAM/Coach											4	2	6							
TOTAL		24/69	34.8	20/57	35.1	4/12	33.3	11/13	84.6	19	24	43	13	10	11	4	13	18	70	63



# U20 European Championship Women Spain 2015

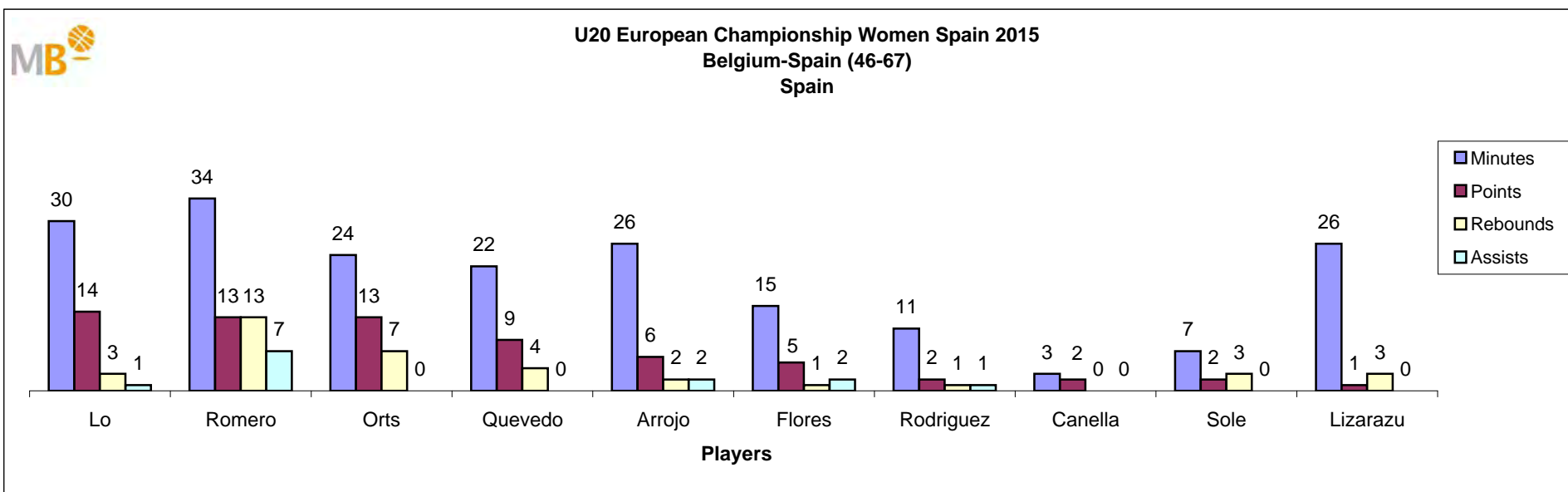
Second Round G01

Belgium-Spain (46-67)

Spain



Name	Min	FG		2P FG		3P FG		FT		Reb					PF			+/-	Pts	
		M/A	%	M/A	%	M/A	%	M/A	%	O	D	Tot	AS	TO	ST	BS	C			D
11 <u>Lo, N.</u>	30	7/10	70.0	7/9	77.8	0/1	0.0	0/0	0.0	2	1	3	1	1	0	1	1	0	17	14
*10 <u>Romero, L.</u>	34	4/14	28.6	4/9	44.4	0/5	0.0	5/5	100.0	6	7	13	7	2	2	0	0	3	23	13
13 <u>Orts, H.</u>	24	6/7	85.7	6/6	100.0	0/1	0.0	1/2	50.0	4	3	7	0	0	4	0	3	3	16	13
12 <u>Quevedo, L.</u>	22	3/9	33.3	3/5	60.0	0/4	0.0	3/3	100.0	2	2	4	0	0	1	1	2	2	12	9
*7 <u>Arrojo, B.</u>	26	3/8	37.5	3/8	37.5	0/0	0.0	0/0	0.0	0	2	2	2	1	0	1	0	0	22	6
*4 <u>Flores, L.</u>	15	2/5	40.0	1/2	50.0	1/3	33.3	0/0	0.0	1	0	1	2	2	1	0	3	0	15	5
5 <u>Rodriguez, Y.</u>	11	1/3	33.3	1/1	100.0	0/2	0.0	0/0	0.0	1	0	1	1	0	0	0	0	0	1	2
*8 <u>Canella M.</u>	3	1/2	50.0	1/2	50.0	0/0	0.0	0/0	0.0	0	0	0	0	0	0	0	1	0	0	2
14 <u>Sole, J.</u>	7	1/3	33.3	1/3	33.3	0/0	0.0	0/0	0.0	2	1	3	0	2	0	0	1	1	2	2
*9 <u>Lizarazu, M.</u>	26	0/11	0.0	0/7	0.0	0/4	0.0	1/2	50.0	0	3	3	0	0	2	0	2	3	-3	1
6 <u>Esparcia, C.</u>	DNP																			
15 <u>Zaragoza, S.</u>	DNP																			
TEAM/Coach																				
TOTAL		28/72	38.9	27/52	51.9	1/20	5.0	10/12	83.3	20	22	42	13	12	10	3	13	12	105	67



# U20 European Championship Women Spain 2015

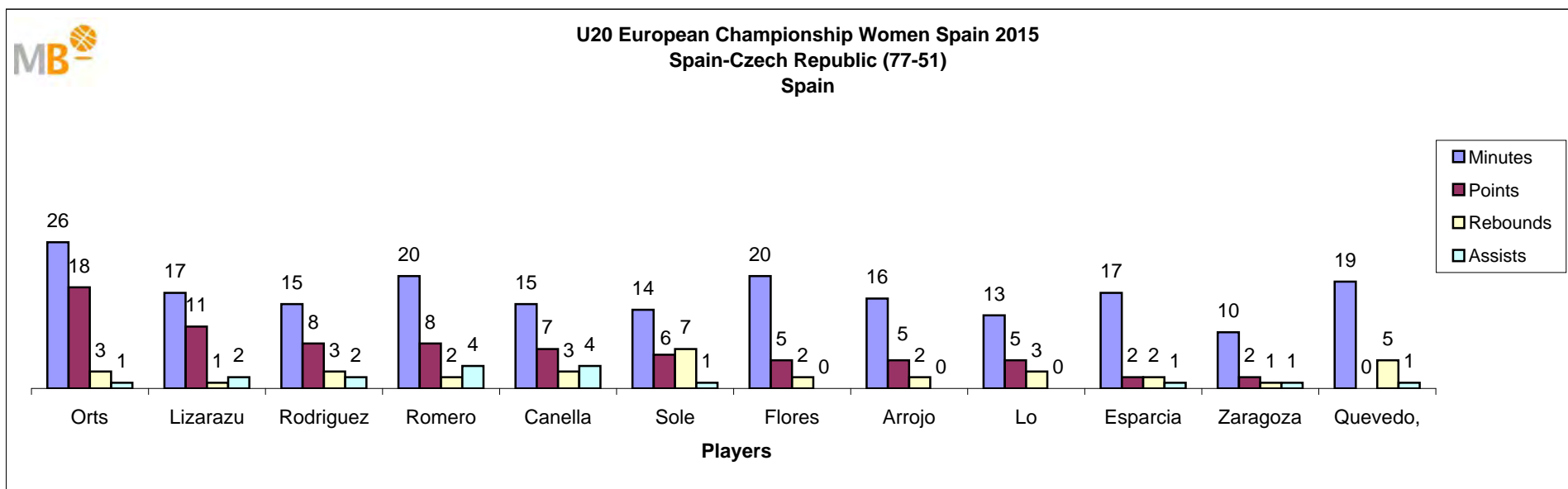
First Round G03

Spain-Czech Republic (77-51)

Spain



Name	Min	FG		2P FG		3P FG		FT		Reb					PF			+/-	Pts	
		M/A	%	M/A	%	M/A	%	M/A	%	O	D	Tot	AS	TO	ST	BS	C			D
13 <u>Orts, H.</u>	26	8/13	61.5	8/13	61.5	0/0	0.0	2/3	66.7	0	3	3	1	0	2	0	1	3	30	18
*9 <u>Lizarazu, M.</u>	17	5/8	62.5	5/6	83.3	0/2	0.0	1/1	100.0	1	0	1	2	1	4	0	2	2	9	11
5 <u>Rodriguez, Y.</u>	15	3/5	60.0	1/2	50.0	2/3	66.7	0/0	0.0	1	2	3	2	2	1	0	0	3	29	8
*10 <u>Romero, L.</u>	20	2/7	28.6	1/3	33.3	1/4	25.0	3/4	75.0	1	1	2	4	4	4	0	2	4	20	8
*8 <u>Canella M.</u>	15	2/2	100.0	2/2	100.0	0/0	0.0	3/4	75.0	0	3	3	4	0	0	0	0	3	4	7
14 <u>Sole, J.</u>	14	2/4	50.0	2/4	50.0	0/0	0.0	2/2	100.0	4	3	7	1	1	0	0	1	2	-3	6
*4 <u>Flores, L.</u>	20	2/7	28.6	1/4	25.0	1/3	33.3	0/0	0.0	0	2	2	0	0	2	0	1	0	-4	5
*7 <u>Arrojo, B.</u>	16	0	28.6	2/7	28.6	0/0	0.0	1/2	50.0	1	1	2	0	1	1	1	1	2	20	5
11 <u>Lo, N.</u>	13	2/6	33.3	2/6	33.3	0/0	0.0	1/2	50.0	0	3	3	0	0	1	2	0	1	13	5
6 <u>Esparcia, C.</u>	17	1/2	50.0	1/1	100.0	0/1	0.0	0/0	0.0	1	1	2	1	2	0	2	1	0	14	2
15 <u>Zaragoza, S.</u>	10	1/2	50.0	1/2	50.0	0/0	0.0	0/1	0.0	0	1	1	1	0	0	0	2	1	4	2
12 <u>Quevedo, L.</u>	19	0/6	0.0	0/1	0.0	0/5	0.0	0/0	0.0	1	4	5	1	0	0	0	1	0	-6	0
TEAM/Coach										4	1	5								
TOTAL		30/69	43.5	26/51	51.0	4/18	22.2	13/19	68.4	14	25	39	17	14	15	5	12	21	130	77



# U20 European Championship Women Spain 2015

First Round G02

Hungary-Spain (49-89)

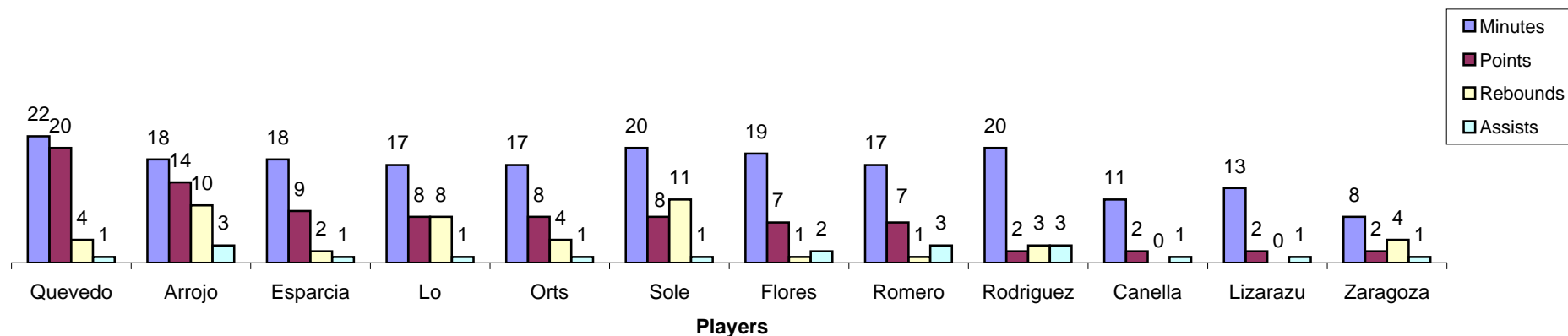
Spain



Name	Min	FG		2P FG		3P FG		FT		Reb			PF					+/-	Pts	
		M/A	%	M/A	%	M/A	%	M/A	%	O	D	Tot	AS	TO	ST	BS	C			D
12 <u>Quevedo, L.</u>	22	8/13	61.5	4/7	57.1	4/6	66.7	0/0	0.0	2	2	4	1	1	0	0	1	0	25	20
*7 <u>Arrojo, B.</u>	18	5/10	50.0	5/9	55.6	0/1	0.0	4/4	100.0	3	7	10	3	1	3	0	0	3	25	14
6 <u>Esparcia, C.</u>	18	3/5	60.0	1/2	50.0	2/3	66.7	1/2	50.0	0	2	2	1	1	1	0	0	1	15	9
11 <u>Lo, N.</u>	17	3/5	60.0	3/5	60.0	0/0	0.0	2/4	50.0	3	5	8	1	0	0	1	2	3	28	8
13 <u>Orts, H.</u>	17	4/7	57.1	4/7	57.1	0/0	0.0	0/4	0.0	2	2	4	1	1	1	0	1	2	15	8
14 <u>Sole, J.</u>	20	3/12	25.0	3/12	25.0	0/0	0.0	2/2	100.0	4	7	11	1	2	1	0	3	1	9	8
*4 <u>Flores, L.</u>	19	1/2	50.0	0/0	0.0	1/2	50.0	4/4	100.0	0	1	1	2	0	2	0	1	2	23	7
*10 <u>Romero, L.</u>	17	3/6	50.0	3/5	60.0	0/1	0.0	1/1	100.0	0	1	1	3	3	3	1	2	1	24	7
5 <u>Rodriguez, Y.</u>	20	1/6	16.7	1/3	33.3	0/3	0.0	0/0	0.0	2	1	3	3	0	1	0	2	2	14	2
*8 <u>Canella M.</u>	11	1/3	33.3	1/1	100.0	0/2	0.0	0/0	0.0	0	0	0	1	1	0	0	0	1	7	2
*9 <u>Lizarazu, M.</u>	13	1/2	50.0	1/2	50.0	0/0	0.0	0/0	0.0	0	0	0	1	2	1	0	0	1	18	2
15 <u>Zaragoza, S.</u>	8	1/3	33.3	1/3	33.3	0/0	0.0	0/0	0.0	2	2	4	1	1	0	1	0	0	2	2
TEAM/Coach											2	0	2							
TOTAL		34/74	45.9	27/56	48.2	7/18	38.9	14/21	66.7	20	30	50	19	14	13	3	12	17	205	89



U20 European Championship Women Spain 2015  
Hungary-Spain (49-89)  
Spain



# U20 European Championship Women Spain 2015

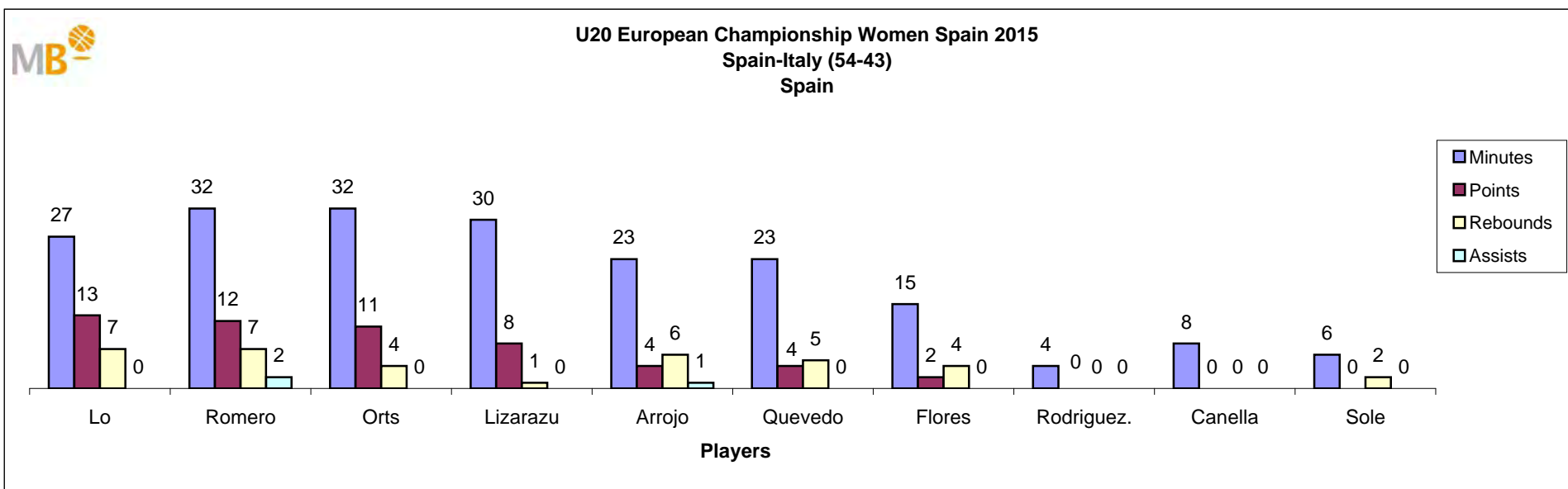
First Round G01

Spain-Italy (54-43)

Spain

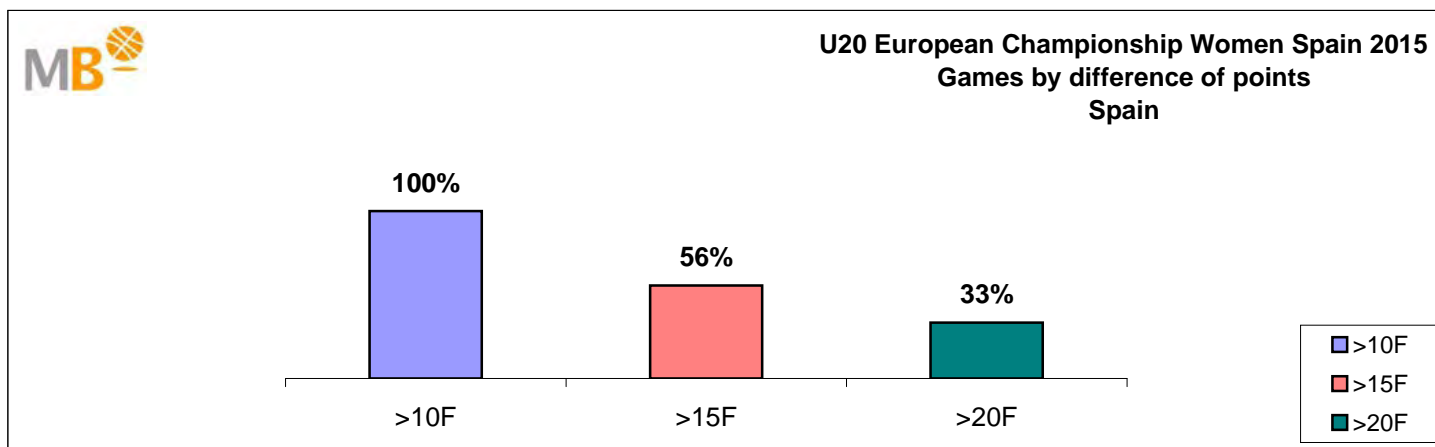
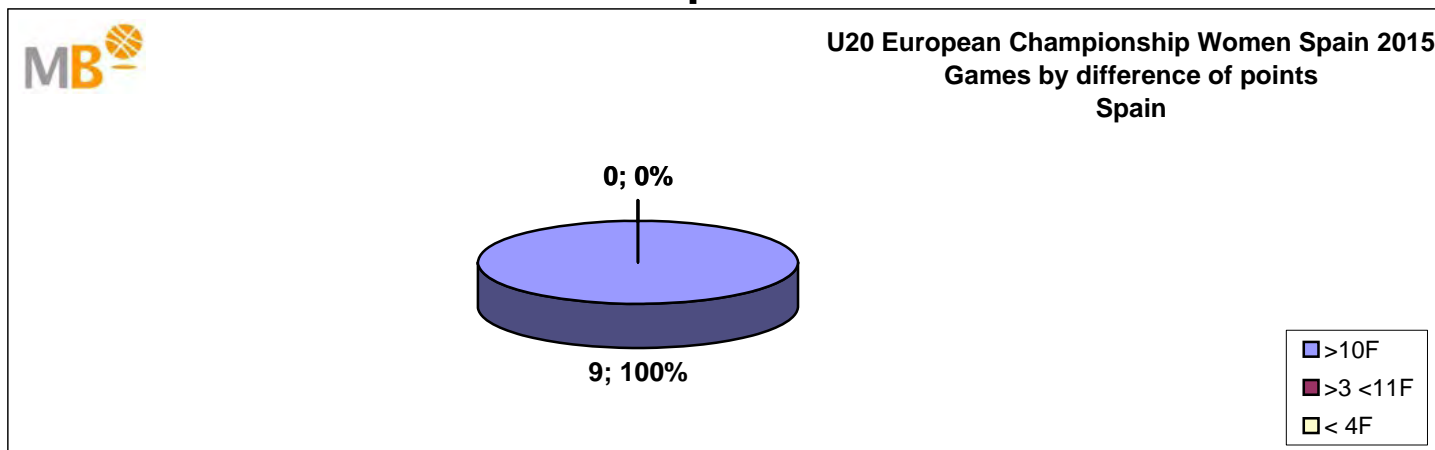


Name	Min	FG		2P FG		3P FG		FT		Reb				PF				+/-	Pts	
		M/A	%	M/A	%	M/A	%	M/A	%	O	D	Tot	AS	TO	ST	BS	C			D
11 <u>Lo, N.</u>	27	6/9	66.7	6/9	66.7	0/0	0.0	1/2	50.0	3	4	7	0	3	0	0	2	2	16	13
*10 <u>Romero, L.</u>	32	3/11	27.3	3/10	30.0	0/1	0.0	6/6	100.0	2	5	7	2	3	1	0	2	3	18	12
13 <u>Orts, H.</u>	32	4/6	66.7	4/6	66.7	0/0	0.0	3/4	75.0	1	3	4	0	0	0	0	1	3	2	11
*9 <u>Lizarazu, M.</u>	30	3/8	37.5	3/7	42.9	0/1	0.0	2/2	100.0	0	1	1	0	2	1	0	0	2	4	8
*7 <u>Arrojo, B.</u>	23	0/7	0.0	0/7	0.0	0/0	0.0	4/4	100.0	2	4	6	1	1	0	0	2	3	18	4
12 <u>Quevedo, L.</u>	23	2/6	33.3	2/4	50.0	0/2	0.0	0/0	0.0	0	5	5	0	0	0	0	2	2	7	4
*4 <u>Flores, L.</u>	15	1/6	16.7	1/6	16.7	0/0	0.0	0/0	0.0	0	4	4	0	0	1	0	0	0	4	2
5 <u>Rodriguez, Y.</u>	4	0/0	0.0	0/0	0.0	0/0	0.0	0/0	0.0	0	0	0	0	0	0	0	2	0	-11	0
*8 <u>Canella M.</u>	8	0/1	0.0	0/1	0.0	0/0	0.0	0/0	0.0	0	0	0	0	1	0	0	2	1	-8	0
14 <u>Sole, J.</u>	6	0/1	0.0	0/1	0.0	0/0	0.0	0/0	0.0	1	1	2	0	0	0	1	1	0	5	0
6 <u>Esparcia, C.</u>	DNP																			
15 <u>Zaragoza, S.</u>	DNP																			
TEAM/Coach												0	0	0						
TOTAL		19/55	34.5	19/51	37.3	0/4	0.0	16/18	88.9	9	27	36	3	11	3	1	14	16	55	54



## U20 European Championship Women Spain 2015

### Spain



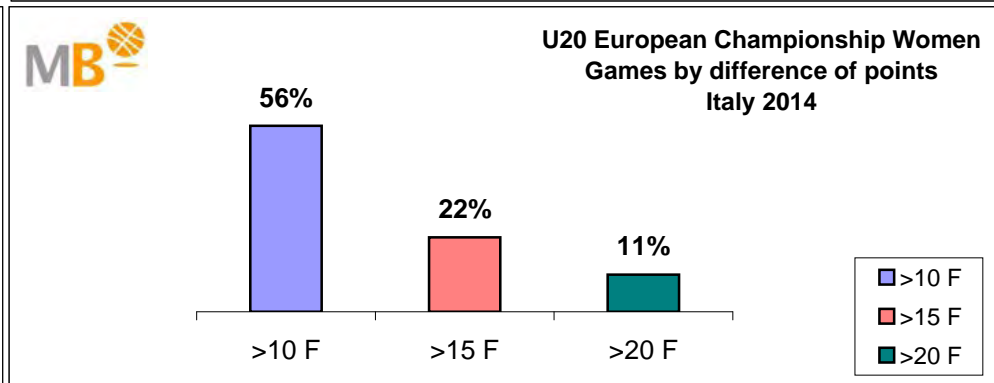
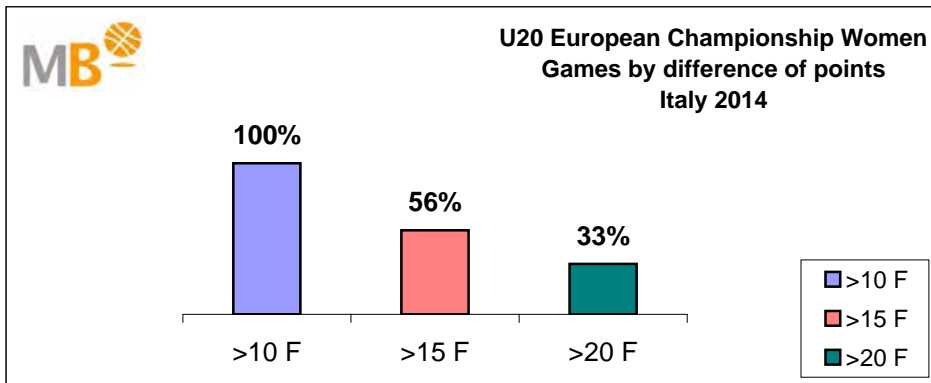
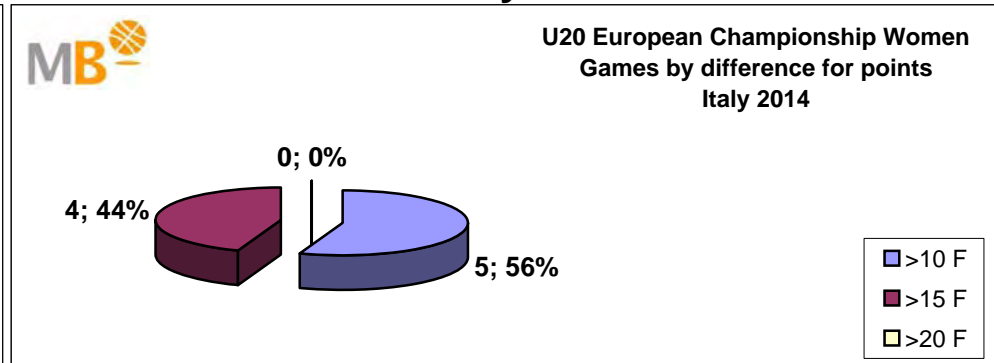
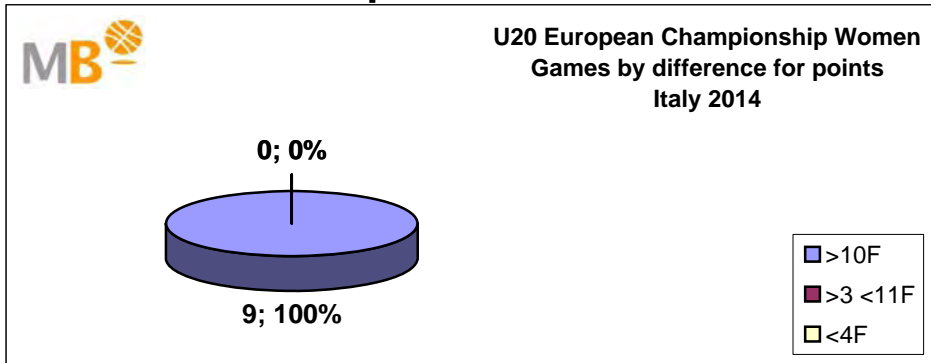
>10 F	Games finished with a difference of more than 10 points
>15 F	Games finished with a difference of more than 15 points
>20 F	Games finished with a difference of more than 20 points
>3 <11 F	Games finished with a difference between 4 and 10 points
<4 F	Games finished with a difference of less than 4 points

**Games:** 9  
**12-Jul-15**  
**W:** 9  
**L:** 0

# U20 European Championship Women

Spain 2015

Italy 2014



Games: 9

12-Jul-15

Gold Medal

W: 9

L: 0

>10 F
>15 F
>20 F
>3 <11 F
<4 F

Games finished with a difference of more than 10 points

Games finished with a difference of more than 15 points

Games finished with a difference of more than 20 points

Games finished with a difference between 4 and 10 points

Games finished with a difference of less than 4 points

Games: 9

14-Jul-13

Silver Medal

W: 7

L: 2

1<sup>a</sup>

2<sup>a</sup>

France

Spain

# U20 European Championship Women Spain 2015

## Spain



No	Name	Pos.	Height	Birth date	Place of birth
4	Laia Flores	PG	1.70	01.03.1996	Barcelona (ESP)
5	Yaiza Rodriguez	PG	1.65	18.01.1995	Espluges Barcelona (ESP)
6	Carolina Esparcia	G	1.78	01.06.1995	Zaragoza (ESP)
7	Belen Arrojo	F	1.86	08.01.1995	Granada (ESP)
8	Marta Canella Rodriguez	PG	1.78	27.02.1995	Vigo (ESP)
9	Marina Lizarazu	G	1.72	10.01.1995	Madrid (ESP)
10	Leticia Romero	PG	1.77	28.05.1995	Las Palmas (ESP)
11	Nogaye Lo	C	1.92	23.08.1996	Palma (ESP)
12	Laura Quevedo	PF	1.84	15.04.1996	Madrid (ESP)
13	Helena Orts	PF	1.84	16.08.1996	Barcelona (ESP)
14	Judith Sole	C	1.90	15.03.1995	Igualada (ESP)
15	Sara Zaragoza	C	1.93	17.11.1996	Madrid (ESP)

Head Coach: Jose Ignacio Hernández

Assistant Coach: Miguel Angel ortega

### Schedule

02.07.2015	vs ITA	<a href="#">[W] 54-43</a>
03.07.2015	vs HUN	<a href="#">[W] 89-48</a>
04.07.2015	vs CZE	<a href="#">[W] 77-51</a>
06.07.2015	vs BEL	<a href="#">[W] 67-46</a>
07.07.2015	vs NED	<a href="#">[W] 63-49</a>
08.07.2015	vs POR	<a href="#">[W] 59-44</a>
10.07.2015	vs POL	<a href="#">[W] 71-52</a>
11.07.2015	vs RUS	<a href="#">[W] 76-50</a>
12.07.2015	vs FRA	<a href="#">[W] 66-47</a>





## U20 European Championship Women Spain-Lazarote 2015



News

Gold Medal

Spain

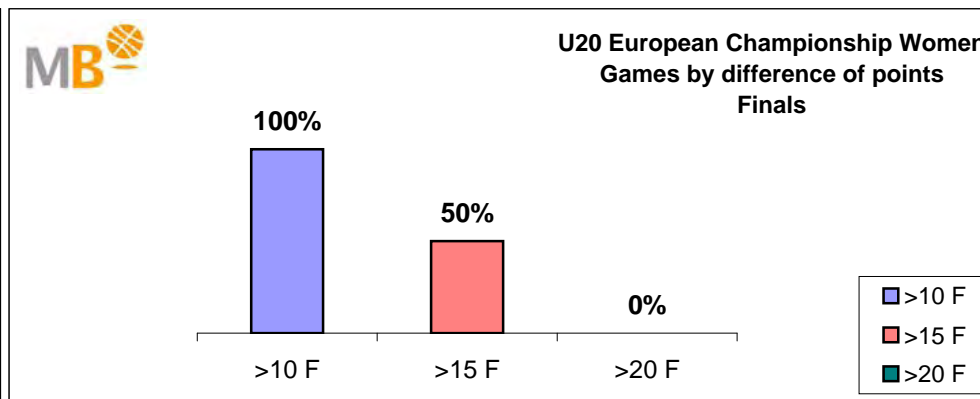
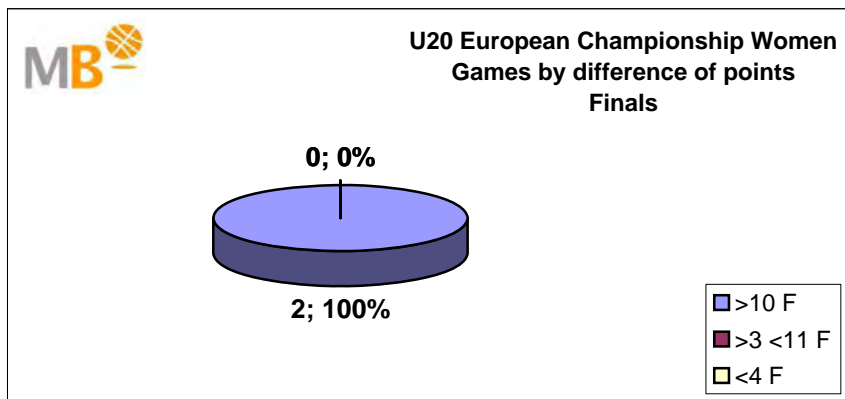


# U20 European Championship Women Spain 2015

## Finals



Games	Score	1Q	2Q	3Q	4Q	O	O	T	T	E2 <sup>o</sup> Q	E3 <sup>o</sup> Q	>10 2 <sup>o</sup>	>10 3 <sup>o</sup>	>10 F	>3 <11 F	<4 F	
1 Netherland-Russia	<u>63 - 51</u>	18	20	15	6	11	11	19	14	63	51	33	26	44	37	0	0
2 France-Spain	<u>47 - 66</u>	8	17	12	16	17	16	10	17	47	66	20	33	37	49	1	1
												1	1	2	0	0	



Classification (1-4)	Category	Description
1	>10 F	Games finished with a difference of more than 10 points
2	>15 F	Games finished with a difference of more than 15 points
3	>20 F	Games finished with a difference of more than 20 points
4	>3 <11 F	Games finished with a difference between 4 and 10 points
	<4 F	Games finished with a difference of less than 4 points

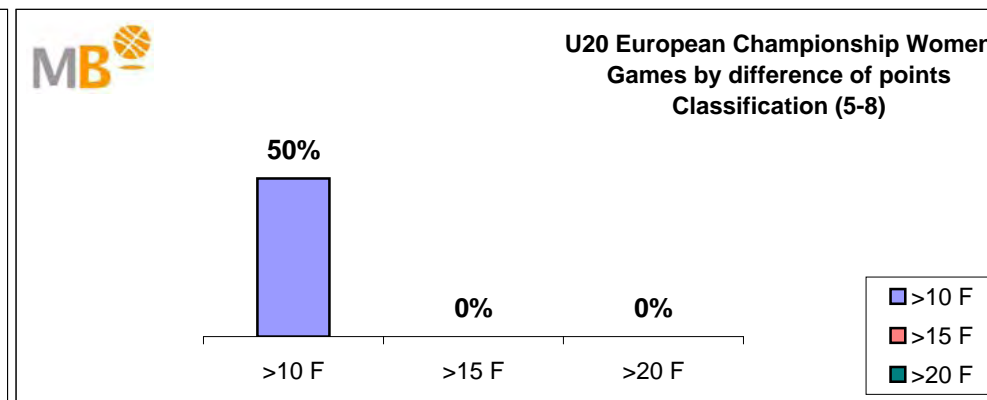
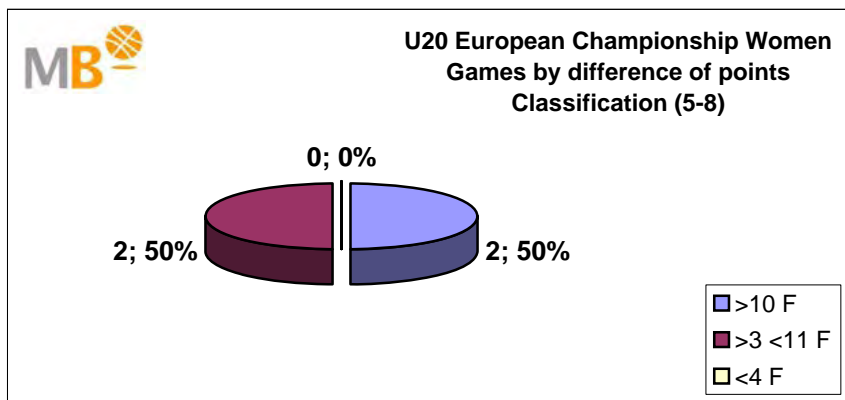


# U20 European Championship Women Spain 2015

## Classification (5-8)



Games	Score	1Q	2Q	3Q	4Q	O	O	T	T	E2°Q	E3°Q	>10 2°	>10 3°	>10 F	>3 <11 F	<4 F				
1 Italy-Slovak Republic	<b>78 - 68</b>	19	12	25	14	23	14	11	28	78	68	44	26	67	40	1	1	0	1	0
2 Poland-Portugal	<b>37 - 49</b>	9	16	9	8	7	20	12	5	37	49	18	24	25	44	0	1	1	0	0
3 Slovak Republic-Poland	<b>57 - 67</b>	18	24	13	14	12	13	14	16	57	67	31	38	43	51	0	0	0	1	0
4 Italy-Portugal	<b>83 - 71</b>	7	17	28	14	28	14	20	26	83	71	35	31	63	45	0	1	1	0	0
												<b>1</b>	<b>3</b>	<b>2</b>	<b>2</b>	<b>0</b>				



Classification (5-8)	Category	Description
5	>10 F	Games finished with a difference of more than 10 points
6	>15 F	Games finished with a difference of more than 15 points
7	>20 F	Games finished with a difference of more than 20 points
8	>3 <11 F	Games finished with a difference between 4 and 10 points
	<4 F	Games finished with a difference of less than 4 points

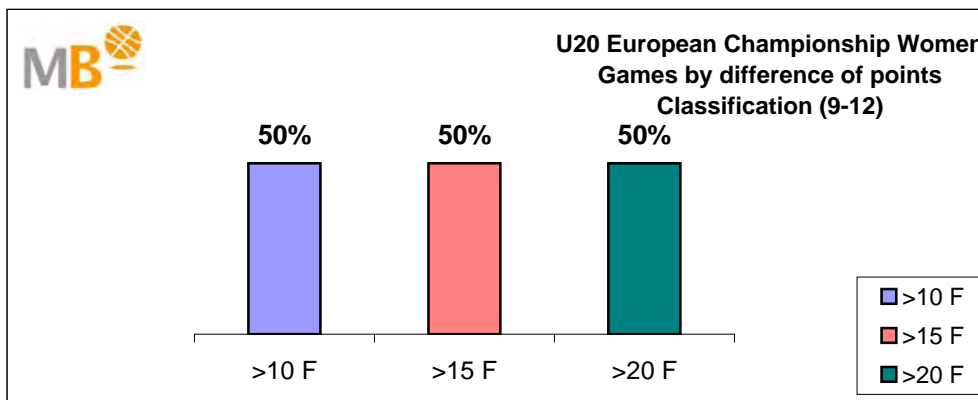
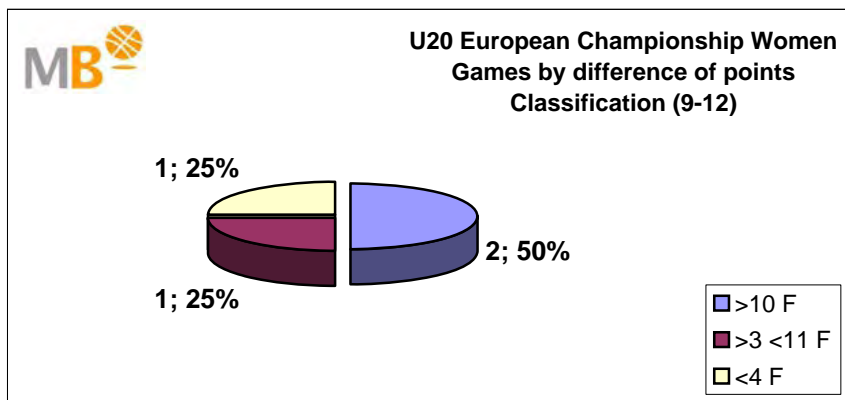


# U20 European Championship Women Spain 2015

## Classification (9-12)



Games	Score	1Q	2Q	3Q	4Q	O	O	T	T	E2 <sup>o</sup> Q	E3 <sup>o</sup> Q	>10 2 <sup>o</sup>	>10 3 <sup>o</sup>	>10 F	>3 <11 F	<4 F	
1 Belgium-Serbia	<b>56 - 64</b>	16	13	10	21	15	15	15	15	56	64	26	34	41	49	0	0
2 Latvia-Turkey	<b>44 - 79</b>	15	19	9	23	4	17	16	20	44	79	24	42	28	59	1	1
3 Belgium-Latvia	<b>57 - 55</b>	13	21	14	14	12	14	18	6	57	55	27	35	39	49	0	0
4 Serbia-Turkey	<b>49 - 70</b>	18	14	13	20	9	19	9	17	49	70	31	34	40	53	0	1
												<b>1</b>	<b>2</b>	<b>2</b>	<b>1</b>	<b>1</b>	



Classification (9-12)	Games finished with a difference of more than 10 points
9 Turkey	>10 F
10 Serbia	>15 F
11 Belgium	>20 F
12 Latvia	>3 <11 F
	<4 F

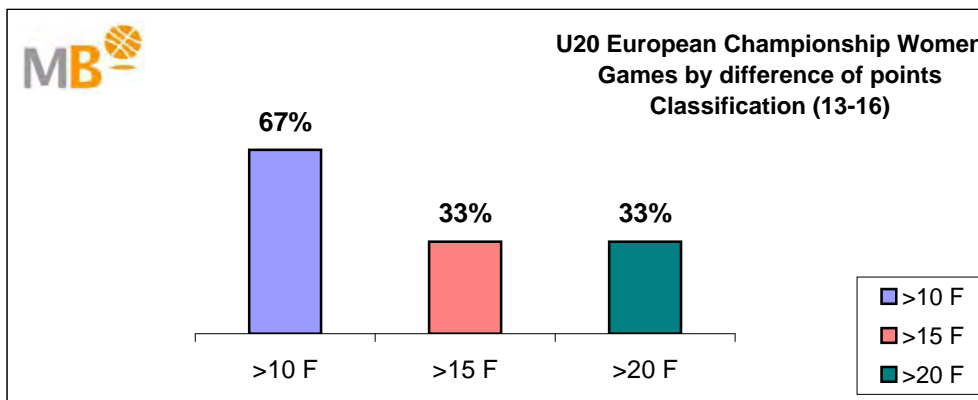
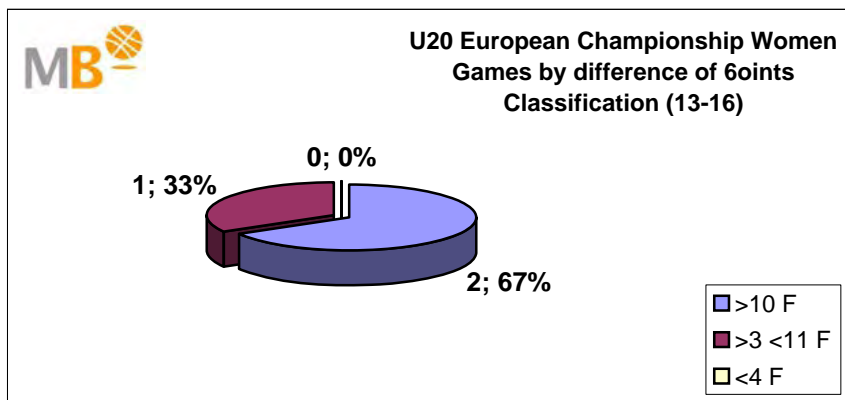


# U20 European Championship Women Spain 2015

## Classification (13-16)



Games	Score	1Q	2Q	3Q	4Q	O	O	T	T	E2°Q	E3°Q	>10 2°	>10 3°	>10 F	>3 <11 F	<4 F						
1 Ukraine-Germany	<u>49 - 62</u>	13	18	10	15	16	12	10	17			49	62	23	33	39	45	0	0	1	0	0
2 Czech Republic-Hungary	<u>72 - 76</u>	16	21	19	7	15	15	12	19	10	14	72	76	35	28	50	43	0	0	0	1	0
3 Ukraine-Czech Republic	<u>66 - 96</u>	13	23	20	12	22	33	11	28			66	96	33	35	55	68	0	1	1	0	0
4 Germany-Hungary	<u>53 - 51</u>	10	16	18	4	13	12	12	19			53	51	28	20	41	32	0	0	0	0	0
												<b>0</b>	<b>1</b>	<b>2</b>	<b>1</b>	<b>0</b>						



Classification (13-16)	Category	Description
13	Germany	>10 F Games finished with a difference of more than 10 points
14	Hungary	>15 F Games finished with a difference of more than 15 points
15	Czech Republic	>20 F Games finished with a difference of more than 20 points
16	Ukraine	>3<11 F Games finished with a difference between 4 and 10 points
		<4F Games finished with a difference of less than 4 points

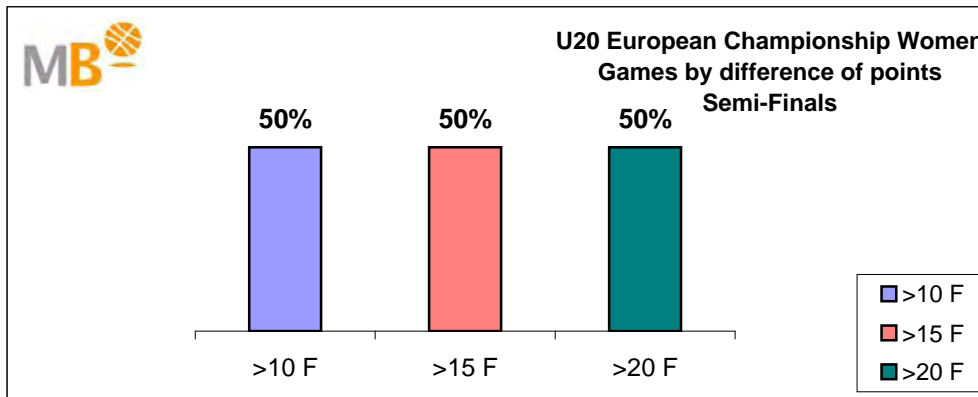
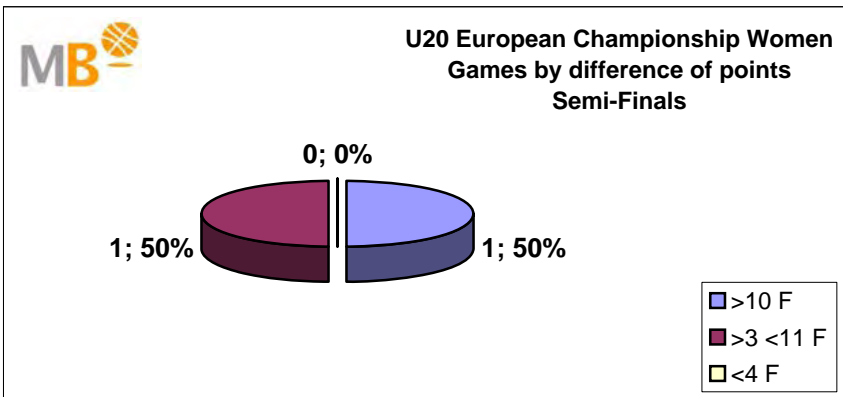


# U20 European Championship Women Spain 2015

## Semi-Finals



Games	Score	1Q	2Q	3Q	4Q	O	O	T	T	E2 <sup>o</sup> Q	E3 <sup>o</sup> Q	>10 2 <sup>o</sup>	>10 3 <sup>o</sup>	>10 F	>3 <11 F	<4 F						
1 France-Netherlands	<u>81 - 72</u>	20	10	17	24	18	22	26	16			81	72	37	34	55	56	0	0	0	1	0
2 Spain-Russia	<u>76 - 50</u>	26	14	18	5	16	14	16	17			76	50	44	19	60	33	1	1	1	0	0
																		1	1	1	1	0



>10 F	Games finished with a difference of more than 10 points
>15 F	Games finished with a difference of more than 15 points
>20 F	Games finished with a difference of more than 20 points
>3<11 F	Games finished with a difference between 4 and 10 points
<4F	Games finished with a difference of less than 4 points

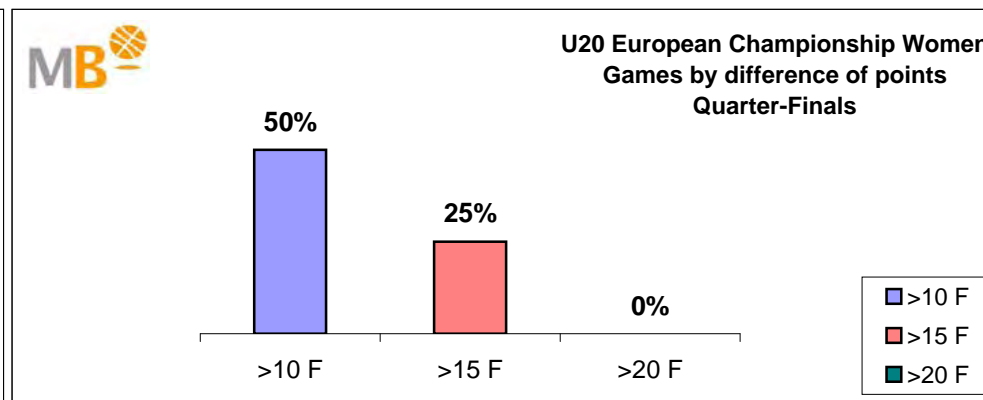
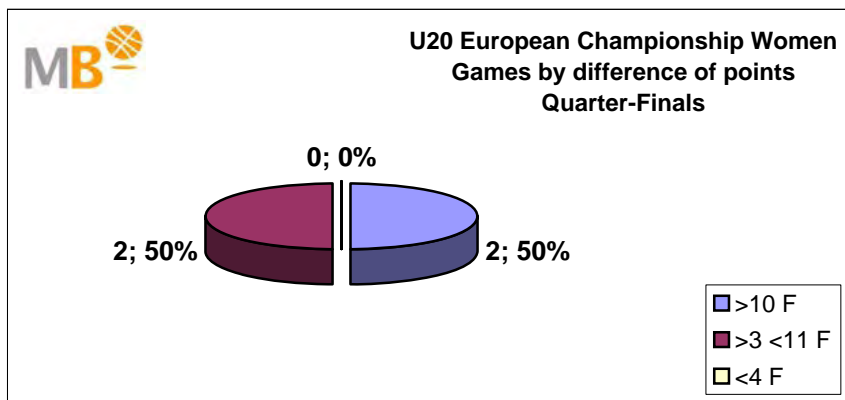


# U20 European Championship Women Spain 2015

## Quarter-Finals



Games	Score	1Q	2Q	3Q	4Q	O	O	T	T	E2°Q	E3°Q	>10 2°	>10 3°	>10 F	>3 <11 F	<4 F	
1 France-Italy	<b>61 - 55</b>	17	19	16	11	14	9	14	16	61	55	33	30	47	39	0	0
2 Netherlands-Slovak Rep.	<b>64 - 55</b>	16	14	19	11	12	16	17	14	64	55	35	25	47	41	0	0
3 Spain-Poland	<b>71 - 52</b>	18	6	11	22	20	15	22	9	71	52	29	28	49	43	0	0
4 Russia-Portugal	<b>68 - 56</b>	16	9	13	13	12	20	27	14	68	56	29	22	41	42	0	0
												<b>0</b>	<b>0</b>	<b>2</b>	<b>2</b>	<b>0</b>	



>10 F	Games finished with a difference of more than 10 points
>15 F	Games finished with a difference of more than 15 points
>20 F	Games finished with a difference of more than 20 points
>3<11 F	Games finished with a difference between 4 and 10 points
<4F	Games finished with a difference of less than 4 points

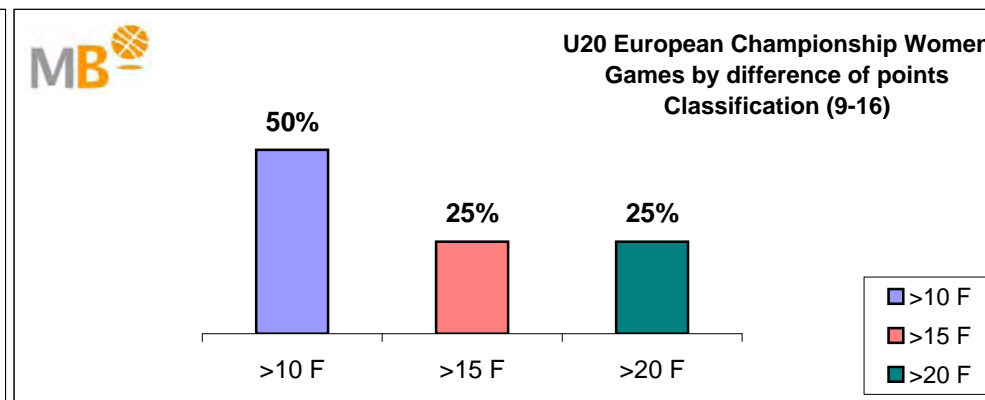
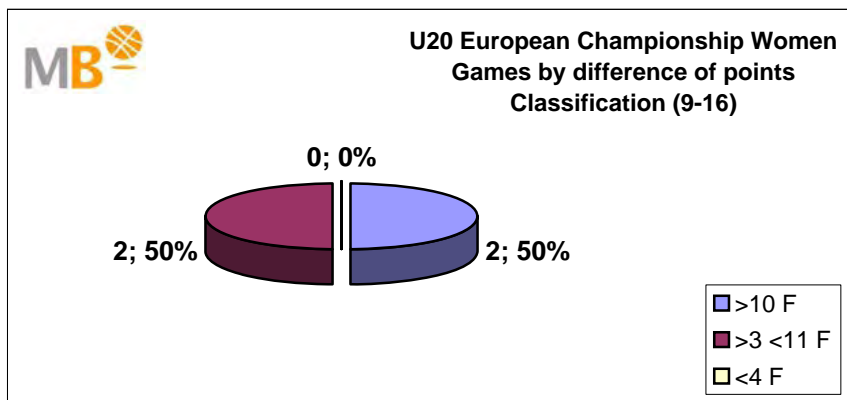


# U20 European Championship Women Spain 2015

## Classification (9-16)



Games	Score	1Q	2Q	3Q	4Q	O	O	T	T	E2°Q	E3°Q	>10 2°	>10 3°	>10 F	>3 <11 F	<4 F				
1 Belgium-Ukraine	<u>77 - 51</u>	28	8	19	14	15	12	15	17	77	51	47	22	62	34	1	1	1	0	0
2 Germany-Serbia	<u>53 - 63</u>	15	15	15	16	6	20	17	12	53	63	30	31	36	51	0	1	0	1	0
3 Hungary-Turkey	<u>59 - 68</u>	17	11	20	12	15	25	7	20	59	68	37	23	52	48	1	0	0	1	0
4 Latvia-Czech Republic	<u>74 - 63</u>	14	18	19	13	18	24	23	8	74	63	33	31	51	55	0	0	1	0	0
												2	2	2	2	0				

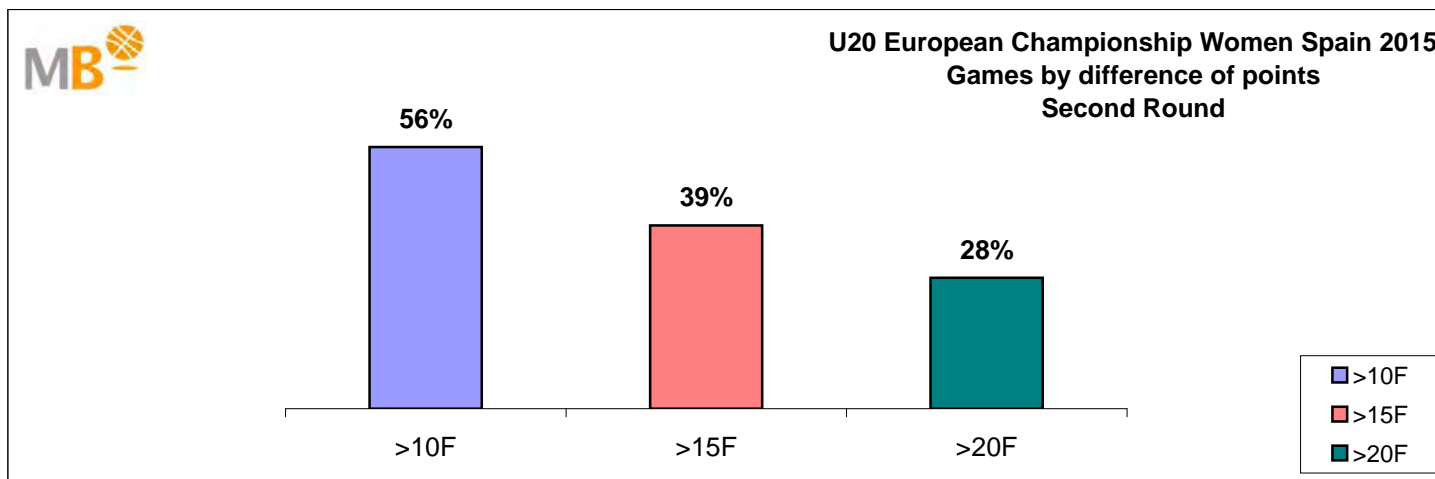
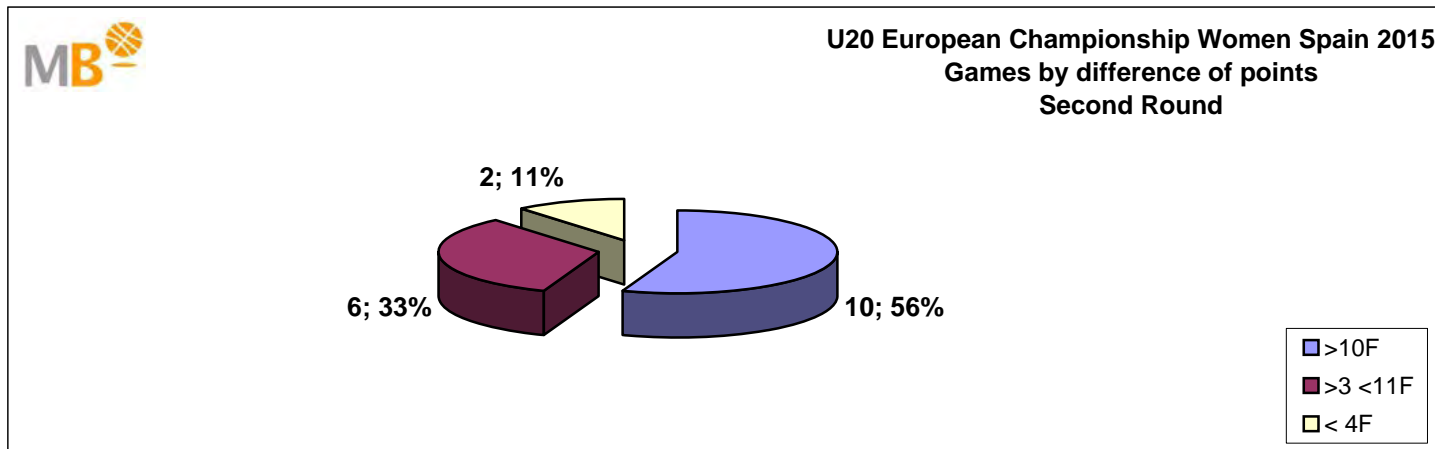


>10 F	Games finished with a difference of more than 10 points
>15 F	Games finished with a difference of more than 15 points
>20 F	Games finished with a difference of more than 20 points
>3<11 F	Games finished with a difference between 4 and 10 points
<4F	Games finished with a difference of less than 4 points





## U20 European Championship Women Spain 2015 Second Round



>10 F	Games finished with a difference of more than 10 points
>15 F	Games finished with a difference of more than 15 points
>20 F	Games finished with a difference of more than 20 points
>3<11 F	Games finished with a difference between 4 and 10 points
<4 F	Games finished with a difference of less than 4 points

**Games: 18**

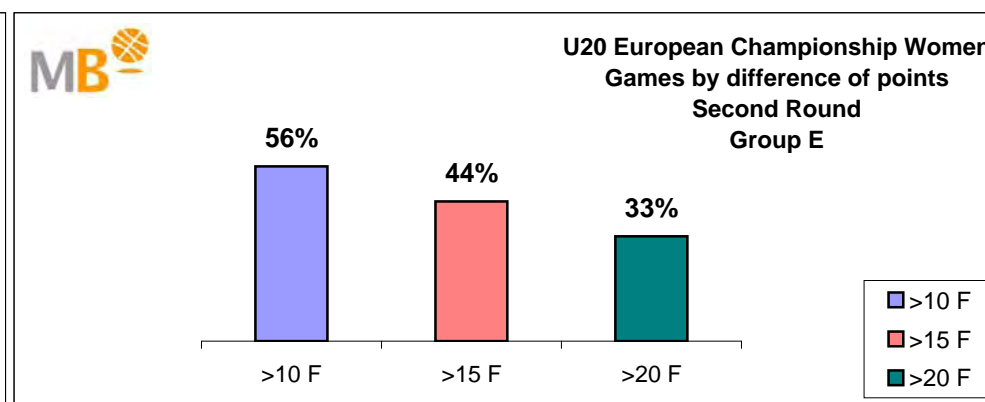
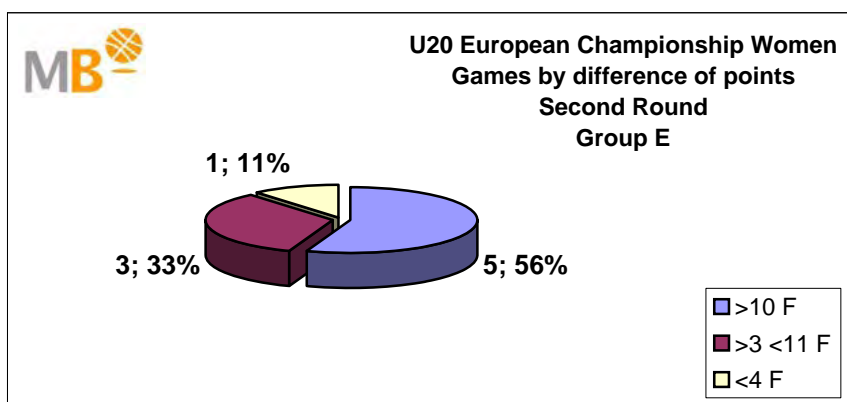
**08-Jul-15**

# U20 European Championship Women Spain 2015

## Group E Second Round



Games	Score	1Q	2Q	3Q	4Q	O	O	T	T	E2°Q	E3°Q	>10 2°	>10 3°	>10 F	>3 <11 F	<4 F				
1 Latvia-Russia	<u>49 - 46</u>	13	8	4	16	15	19	17	3	49	46	17	24	32	43	0	1	0	0	1
2 Germany-France	<u>35 - 65</u>	7	20	2	17	14	19	12	9	35	65	9	37	23	56	1	1	1	0	0
3 Slovak Rep-Poland	<u>51 - 46</u>	9	10	15	12	10	10	17	14	51	46	24	22	34	32	0	0	0	1	0
4 Russia-Slovak Republic	<u>67 - 60</u>	16	14	15	10	20	12	16	24	67	60	31	24	51	36	0	1	0	1	0
5 Latvia-Germany	<u>62 - 55</u>	14	11	16	10	10	14	22	20	62	55	30	21	40	35	0	0	0	1	0
6 Poland-France	<u>47 - 69</u>	18	26	5	12	13	18	11	13	47	69	23	38	36	56	1	1	1	0	0
7 Poland-Latvia	<u>68 - 51</u>	21	14	11	11	11	13	25	13	68	51	32	25	43	38	0	0	1	0	0
8 Slovak Rep-Germany	<u>60 - 47</u>	15	15	8	11	20	11	17	10	60	47	23	26	43	37	0	0	1	0	0
9 France-Russia	<u>72 - 44</u>	14	11	11	16	28	10	19	7	72	44	25	27	53	37	0	1	1	0	0
																<b>2</b>	<b>5</b>	<b>5</b>	<b>3</b>	<b>1</b>



>10 F	Games finished with a difference of more than 10 points
>15 F	Games finished with a difference of more than 15 points
>20 F	Games finished with a difference of more than 20 points
>3 <11 F	Games finished with a difference between 4 and 10 points
<4 F	Games finished with a difference of less than 4 points

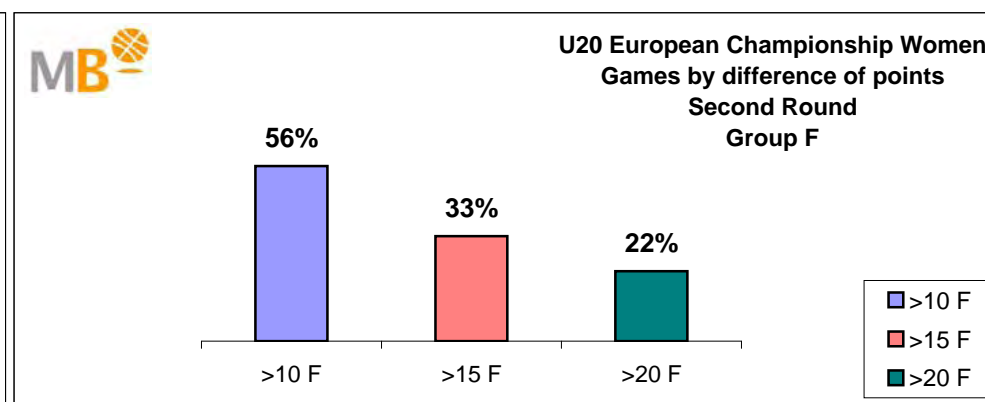
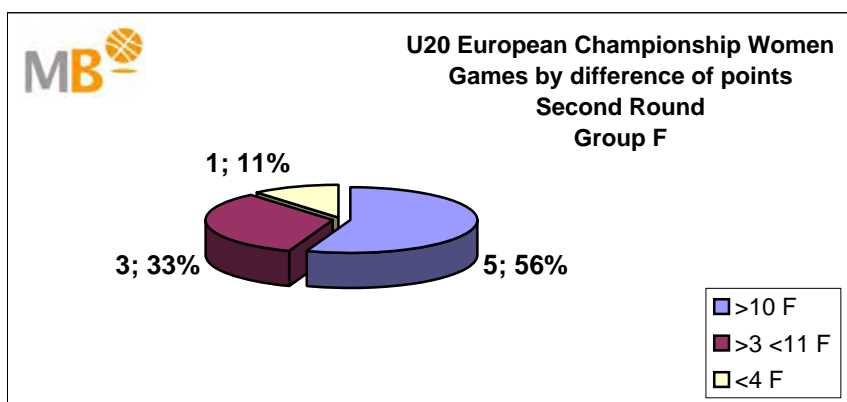


# U20 European Championship Women Spain 2015

## Group F Second Round



Games	Score	1Q	2Q	3Q	4Q	O	O	T	T	E2°Q	E3°Q	>10 2°	>10 3°	>10 F	>3 <11 F	<4 F				
1 Belgium-Spain	<u>46 - 67</u>	10	14	15	14	8	15	13	24	46	67	25	28	33	43	0	0	1	0	0
2 Netherlands-Italy	<u>68 - 62</u>	23	21	10	12	15	15	20	14	68	62	33	33	48	48	0	0	0	1	0
3 Hungary-Portugal	<u>46 - 41</u>	16	20	7	6	13	8	10	7	46	41	23	26	36	34	0	0	0	1	0
4 Italy-Portugal	<u>60 - 64</u>	19	2	17	15	20	18	14	10	70	45	36	17	56	35	1	1	1	0	0
5 Spain-Netherlands	<u>63 - 49</u>	16	17	17	11	17	13	13	8	63	49	33	28	50	41	0	0	1	0	0
6 Belgium-Hungary	<u>69 - 62</u>	16	12	17	18	17	16	19	16	69	62	33	30	50	46	0	0	0	1	0
7 Italy-Belgium	<u>48 - 46</u>	15	8	6	14	16	13	11	11	48	46	21	22	37	35	0	0	0	0	1
8 Netherland-Hungary	<u>80 - 62</u>	25	7	11	20	24	15	20	20	80	62	36	27	60	42	0	1	1	0	0
9 Portugal-Spain	<u>44 - 59</u>	16	15	12	12	7	16	9	16	44	59	28	27	35	43	0	0	1	0	0
																1	2	5	3	1



>10 F	Games finished with a difference of more than 10 points
>15 F	Games finished with a difference of more than 15 points
>20 F	Games finished with a difference of more than 20 points
>3<11 F	Games finished with a difference between 4 and 10 points
<4F	Games finished with a difference of less than 4 points

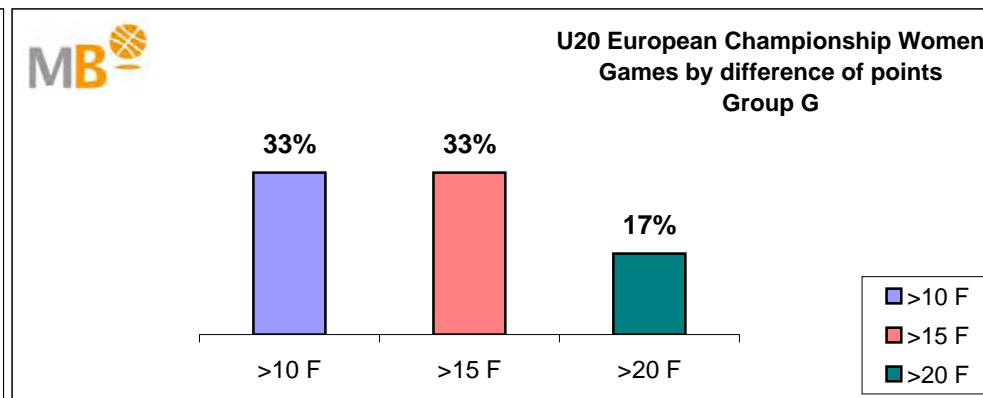
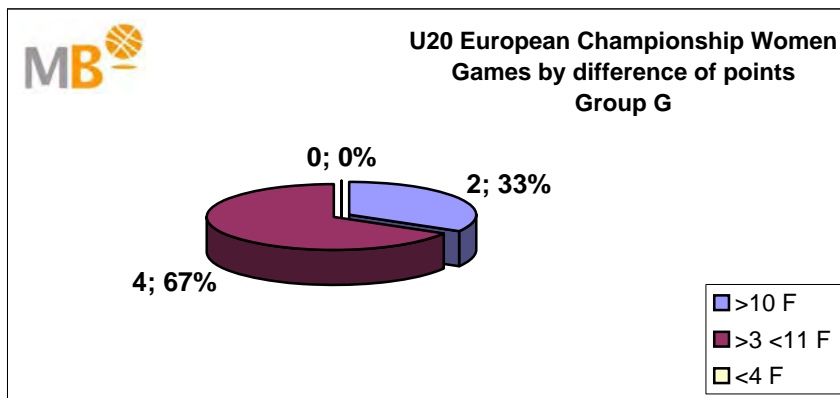


# U20 European Championship Women Spain 2015

## Group G



Games	Score	1Q	2Q	3Q	4Q	O	O	T	T	E2 <sup>o</sup> Q	E3 <sup>o</sup> Q	>10 2 <sup>o</sup>	>10 3 <sup>o</sup>	>10 F	>3 <11 F	<4 F						
1 Serbia-Ukraine	<b>81 - 71</b>	21	18	17	17	19	20	24	16			81	71	38	35	57	55	0	0	0	1	0
2 Turkey-Czech Republic	<b>75 - 68</b>	18	13	17	12	13	24	27	19			75	68	35	25	48	49	0	0	0	1	0
3 Czech Repu-Serbia	<b>82 - 86</b>	28	13	15	26	19	22	20	25			82	86	43	39	62	61	0	0	0	1	0
4 Ukraine-Turkey	<b>45 - 62</b>	11	12	17	11	8	23	9	16			45	62	28	23	36	46	0	0	1	0	0
5 Czech Repu-Ukraine	<b>77 - 53</b>	15	12	23	7	18	11	21	23			77	53	38	19	56	30	1	1	1	0	0
6 Serbia-Turkey	<b>59 - 49</b>	12	18	19	6	18	14	10	11			59	49	31	24	49	38	0	1	0	1	0
																		<b>1</b>	<b>2</b>	<b>2</b>	<b>4</b>	<b>0</b>



>10 F	Games finished with a difference of more than 10 points
>15 F	Games finished with a difference of more than 15 points
>20 F	Games finished with a difference of more than 20 points
>3 <11 F	Games finished with a difference between 4 and 10 points
<4 F	Games finished with a difference of less than 4 points



# U20 European Championship Women

## Spain 2015



### SCOREBOARD

First Round

#### GROUP A

	Team	P	W/L	F/A	Pts
1.	<u>Russia</u>	3	3/0	183/156	6
2.	<u>Poland</u>	3	2/1	173/155	5
3.	<u>Germany</u>	3	1/2	169/176	4
4.	<u>Serbia</u>	3	0/3	154/192	3

#### GROUP B

	Team	P	W/L	F/A	Pts
1.	<u>France</u>	3	3/0	173/123	6
2.	<u>Slovak Republic</u>	3	2/1	160/166	5
3.	<u>Latvia</u>	3	1/2	172/193	4
4.	<u>Turkey</u>	3	0/3	160/183	3

Second Round

#### GROUP E

	Team	P	W/L	F/A	Pts
1.	<u>France</u>	5	5/0	328/214	10
2.	<u>Russia</u>	5	3/2	268/280	8
3.	<u>Slovak Republic</u>	5	3/2	271/269	8
4.	<u>Poland</u>	5	2/3	279/280	7
5.	<u>Latvia</u>	5	2/3	262/294	7
6.	<u>Germany</u>	5	0/5	241/312	5

#### GROUP G

	Team	P	W/L	F/A	Pts
1.	<u>Serbia</u>	3	3/0	226/202	6
2.	<u>Turkey</u>	3	2/1	186/172	5
3.	<u>Czech Republic</u>	3	1/2	227/214	4
4.	<u>Ukraine</u>	3	0/3	169/220	3

#### GROUP C

	Team	P	W/L	F/A	Pts
1.	<u>Spain</u>	3	3/0	220/142	6
2.	<u>Italy</u>	3	2/1	193/159	5
3.	<u>Hungary</u>	3	1/2	175/219	4
4.	<u>Czech Republic</u>	3	0/3	149/217	3

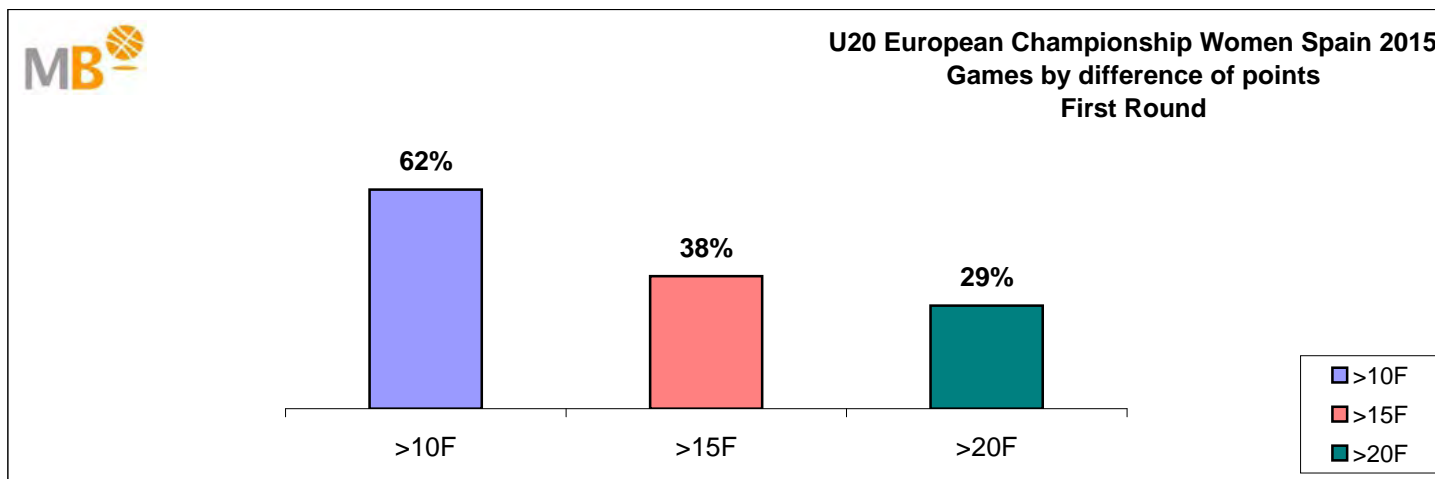
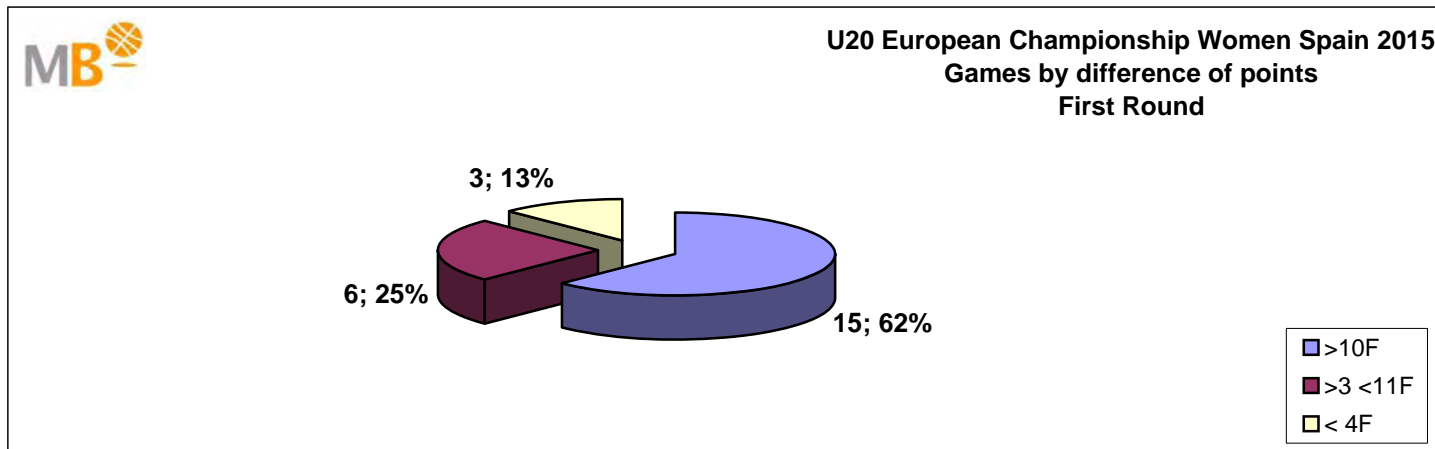
#### GROUP D

	Team	P	W/L	F/A	Pts
1.	<u>Portugal</u>	3	2/1	186/148	5
2.	<u>Netherlands</u>	3	2/1	215/182	5
3.	<u>Belgium</u>	3	2/1	182/164	5
4.	<u>Ukraine</u>	3	0/3	134/223	3

#### GROUP F

	Team	P	W/L	F/A	Pts
1.	<u>Spain</u>	5	5/0	332/230	10
2.	<u>Netherlands</u>	5	3/2	324/311	8
3.	<u>Portugal</u>	5	2/3	266/275	7
4.	<u>Italy</u>	5	2/3	284/298	7
5.	<u>Belgium</u>	5	2/3	277/303	7
6.	<u>Hungary</u>	5	1/4	284/350	6

## U20 European Championship Women Spain 2015 First Round



>10 F	Games finished with a difference of more than 10 points
>15 F	Games finished with a difference of more than 15 points
>20 F	Games finished with a difference of more than 20 points
>3<11 F	Games finished with a difference between 4 and 10 points
<4 F	Games finished with a difference of less than 4 points

**Games: 24**

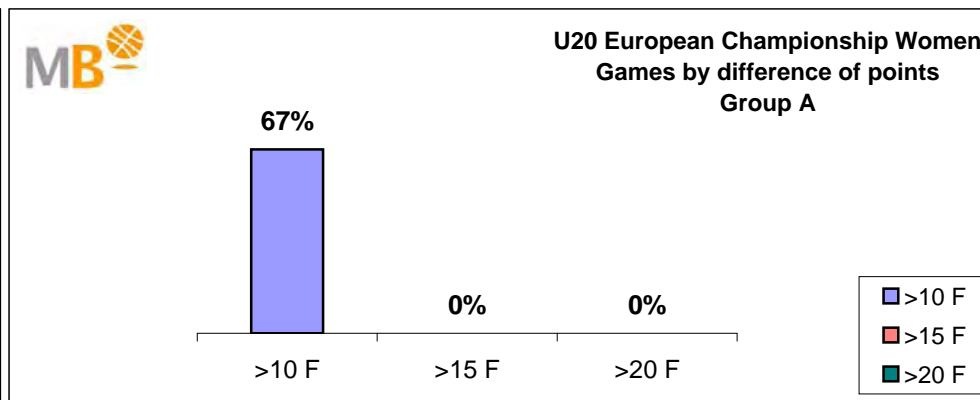
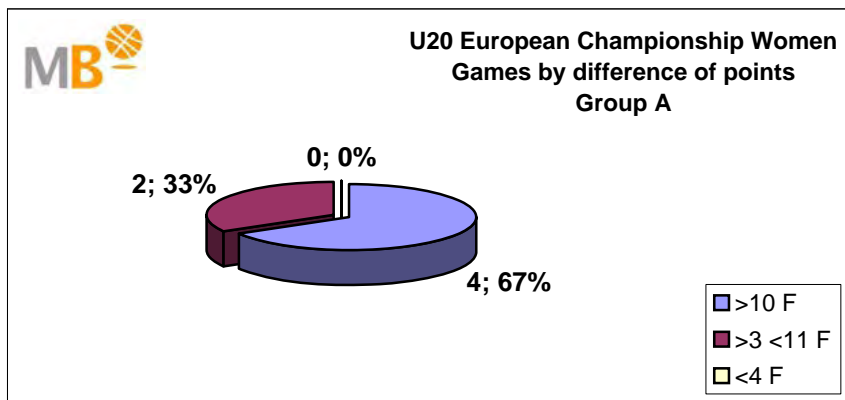
**05-Jul-15**

# U20 European Championship Women Spain 2015

## GROUP A



Games	Score	1Q	2Q	3Q	4Q	O	O	T	T	E2 <sup>o</sup> Q	E3 <sup>o</sup> Q	>10 2 <sup>o</sup>	>10 3 <sup>o</sup>	>10 F	>3 <11 F	<4 F				
1 Serbia-Russia	<u>57 - 72</u>	18	19	15	20	11	17	13	16	57	72	33	39	44	56	0	1	1	0	0
2 Poland-Germany	<u>68 - 55</u>	19	13	20	12	7	18	22	12	68	55	39	25	46	43	1	0	1	0	0
3 Germany-Serbia	<u>68 - 55</u>	19	13	20	12	7	18	22	12	68	55	39	25	46	43	1	0	1	0	0
4 Russia-Poland	<u>65 - 51</u>	13	17	17	11	15	8	20	15	65	51	30	28	45	36	0	0	1	0	0
5 Serbia-Poland	<u>54 - 50</u>	18	7	6	12	13	16	17	15	54	50	24	19	37	35	0	0	0	1	0
6 Germany-Russia	<u>46 - 55</u>	13	10	11	8	9	21	13	16	46	55	24	18	33	39	0	0	0	1	0
												<b>2</b>	<b>1</b>	<b>4</b>	<b>2</b>	<b>0</b>				



- >10 F** Games finished with a difference of more than 10 points
- >15 F** Games finished with a difference of more than 15 points
- >20 F** Games finished with a difference of more than 20 points
- >3<11 F** Games finished with a difference between 4 and 10 points
- <4F** Games finished with a difference of less than 4 points

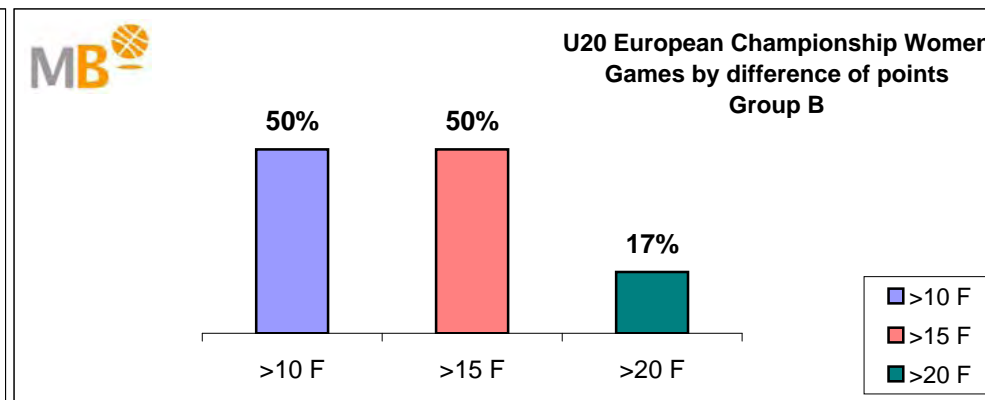
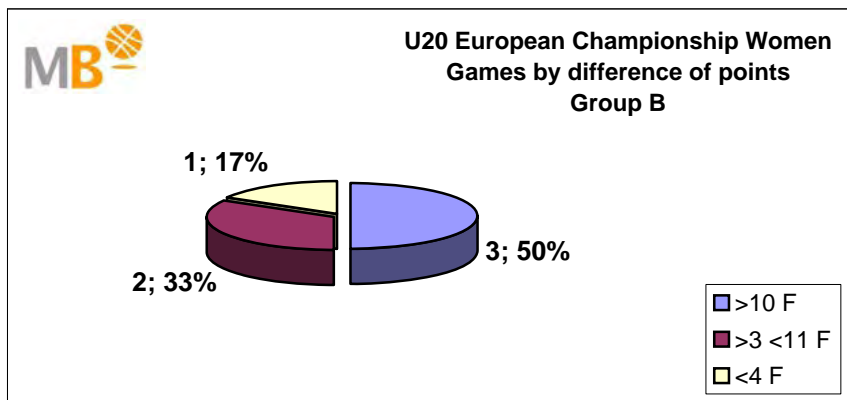


# U20 European Championship Women Spain 2015

## GROUP B



Games	Score	1Q	2Q	3Q	4Q	O	O	T	T	E2 <sup>o</sup> Q	E3 <sup>o</sup> Q	>10 2 <sup>o</sup>	>10 3 <sup>o</sup>	>10 F	>3 <11 F	<4 F				
1 France-Turkey	<b>51 - 35</b>	5	13	15	4	19	9	12	9	51	35	20	17	39	26	0	1	1	0	0
2 Slovak Republic-Latvia	<b>64 - 48</b>	17	10	25	9	14	15	8	14	64	48	42	19	56	34	1	1	1	0	0
3 Turkey-Slovak Republic	<b>57 - 60</b>	19	16	10	15	18	19	10	10	57	60	29	31	47	50	0	0	0	0	1
4 Latvia-France	<b>52 - 61</b>	9	24	20	12	14	10	9	15	52	61	29	36	43	46	0	0	0	1	0
5 Latvia-Turkey	<b>72 - 68</b>	21	17	20	8	15	23	16	20	72	68	41	25	56	48	1	0	0	1	0
6 France-Slovak Republic	<b>78 - 71</b>	13	6	13	15	19	4	16	11	61	36	26	21	45	25	0	1	1	0	0
												<b>2</b>	<b>3</b>	<b>3</b>	<b>2</b>	<b>1</b>				



- >10 F** Games finished with a difference of more than 10 points
- >15 F** Games finished with a difference of more than 15 points
- >20 F** Games finished with a difference of more than 20 points
- >3 <11 F** Games finished with a difference between 4 and 10 points
- <4F** Games finished with a difference of less than 4 points



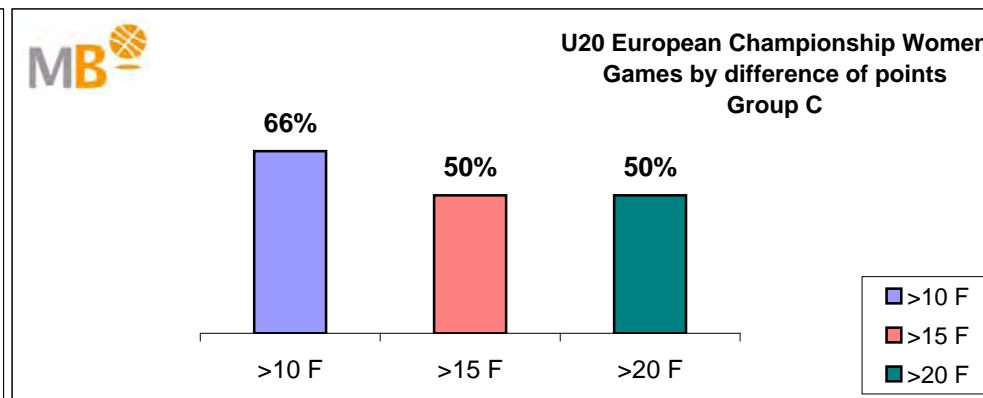
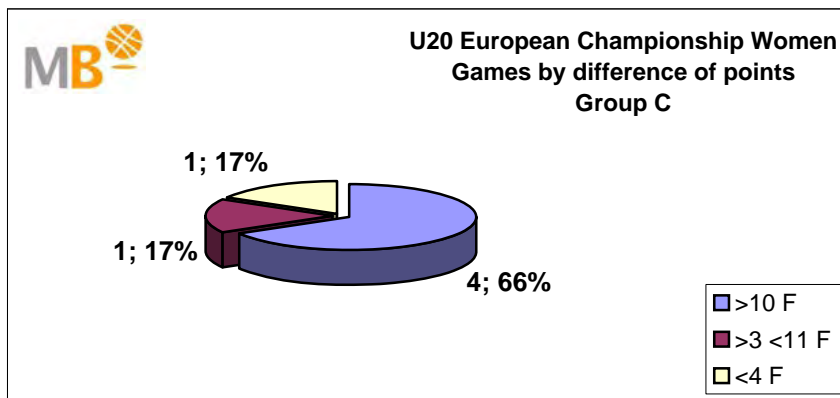


# U20 European Championship Women Spain 2015

## GROUP C



Games	Score	1Q	2Q	3Q	4Q	O	O	T	T	E2 <sup>o</sup> Q	E3 <sup>o</sup> Q	>10 2 <sup>o</sup>	>10 3 <sup>o</sup>	>10 F	>3 <11 F	<4 F				
1 Spain-Italy	<b>54 - 43</b>	12	6	16	9	11	9	15	19	54	43	28	15	39	24	1	1	1	0	0
2 Czech Republic-Hungary	<b>59 - 61</b>	12	11	20	12	10	23	17	15	59	61	32	23	42	46	0	0	0	0	1
3 Italy-Czech Republic	<b>79 - 39</b>	10	13	17	13	31	6	21	7	79	39	27	26	58	32	0	1	1	0	0
4 Hungary-Spain	<b>48 - 89</b>	15	25	11	16	7	30	15	18	48	89	26	41	33	71	1	1	1	0	0
5 Hungary-Italy	<b>66 - 71</b>	18	18	15	17	17	21	16	15	66	71	33	35	50	56	0	0	0	1	0
6 Spain-Czech Republic	<b>77 - 51</b>	15	19	18	11	23	6	21	15	77	51	33	30	56	36	0	1	1	0	0
												<b>2</b>	<b>4</b>	<b>4</b>	<b>1</b>	<b>1</b>				



>10 F	Games finished with a difference of more than 10 points
>15 F	Games finished with a difference of more than 15 points
>20 F	Games finished with a difference of more than 20 points
>3 <11 F	Games finished with a difference between 4 and 10 points
<4 F	Games finished with a difference of less than 4 points

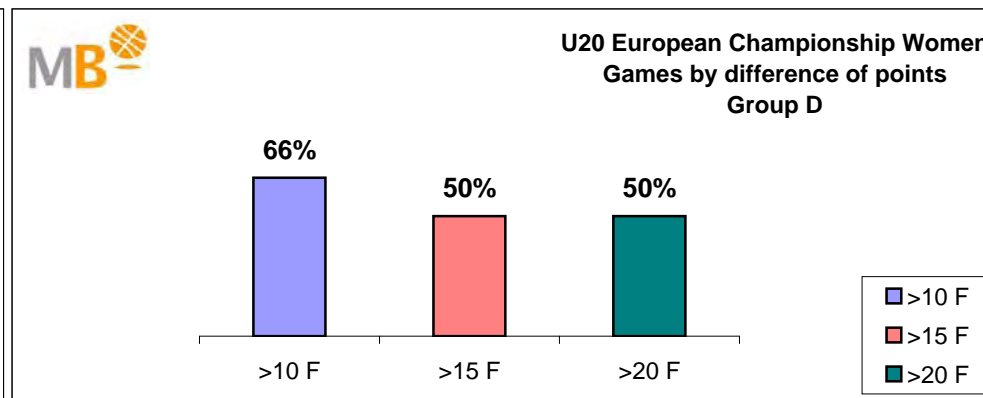
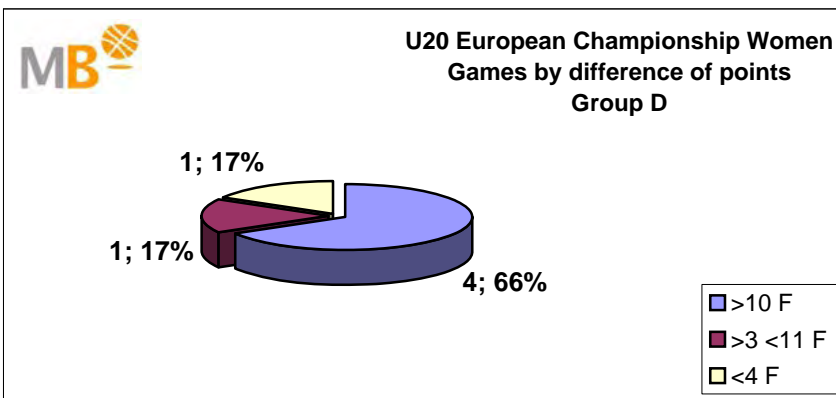


# U20 European Championship Women Spain 2015

## GROUP D



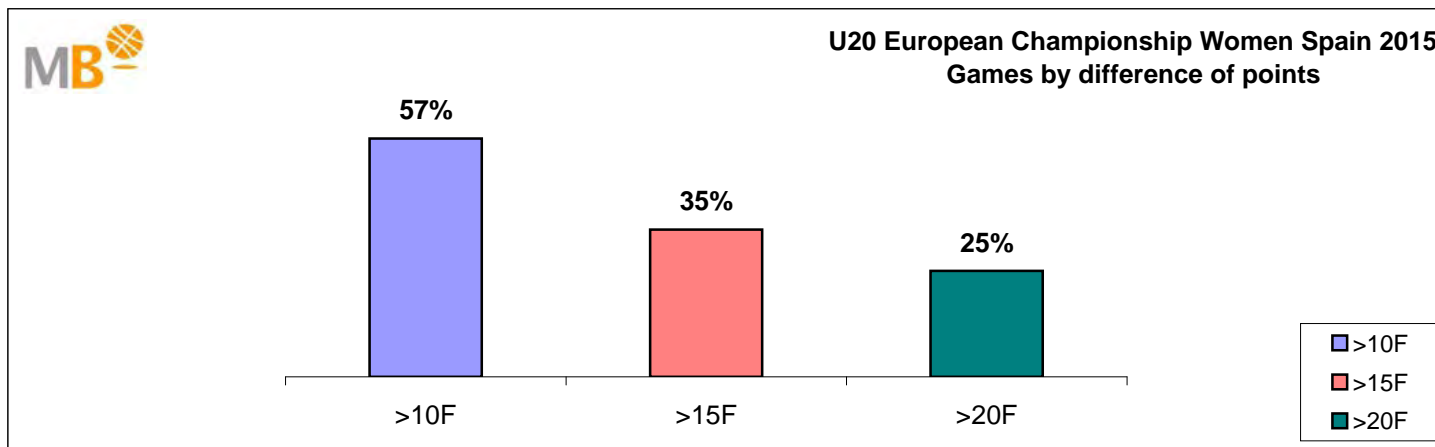
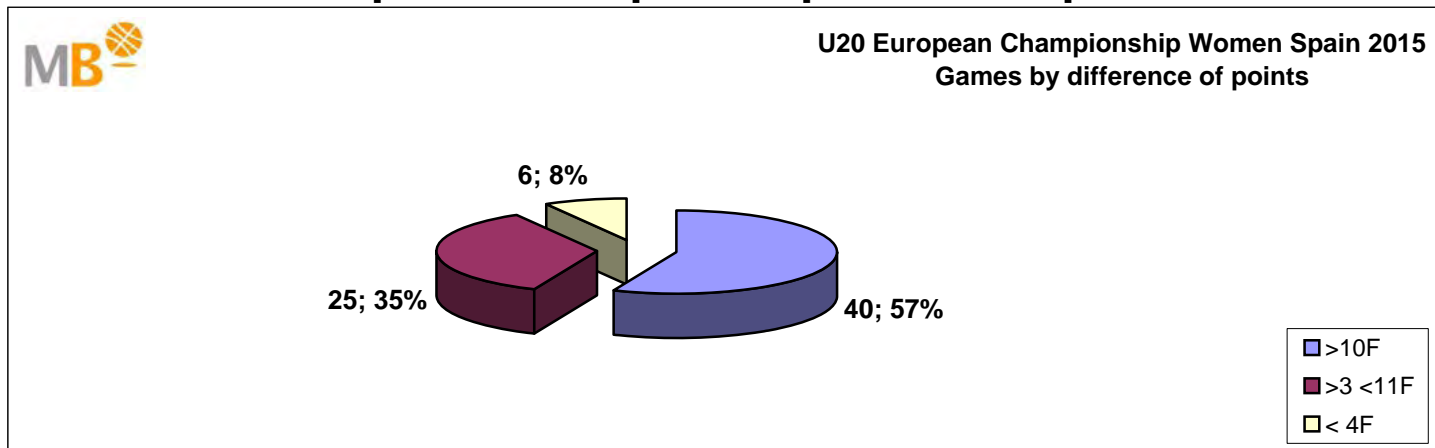
Games	Score	1Q	2Q	3Q	4Q	O	O	T	T	E2 <sup>o</sup> Q	E3 <sup>o</sup> Q	>10 2 <sup>o</sup>	>10 3 <sup>o</sup>	>10 F	>3 <11 F	<4 F				
1 Netherlands-Portugal	<b>62 - 56</b>	17	11	14	11	12	12	19	22	62	56	31	22	43	34	0	0	0	1	0
2 Belgium-Ukraine	<b>66 - 38</b>	18	8	19	11	15	8	14	11	66	38	37	19	52	27	1	1	1	0	0
3 Ukraine-Netherlands	<b>58 - 88</b>	10	16	16	23	17	24	15	25	58	88	26	39	43	63	1	1	1	0	0
4 Portugal-Belgium	<b>61 - 48</b>	23	17	7	12	13	11	18	8	61	48	30	29	43	40	0	0	1	0	0
5 Netherland-Belgium	<b>65 - 68</b>	15	20	19	14	19	12	12	22	65	68	34	34	53	46	0	0	0	0	1
6 Ukraine-Portugal	<b>38 - 69</b>	4	20	11	15	12	15	11	19	38	69	15	35	27	50	1	1	1	0	0
																<b>3</b>	<b>3</b>	<b>4</b>	<b>1</b>	<b>1</b>



>10 F	Games finished with a difference of more than 10 points
>15 F	Games finished with a difference of more than 15 points
>20 F	Games finished with a difference of more than 20 points
>3 <11 F	Games finished with a difference between 4 and 10 points
<4 F	Games finished with a difference of less than 4 points



## U20 European Championship Women Spain 2015



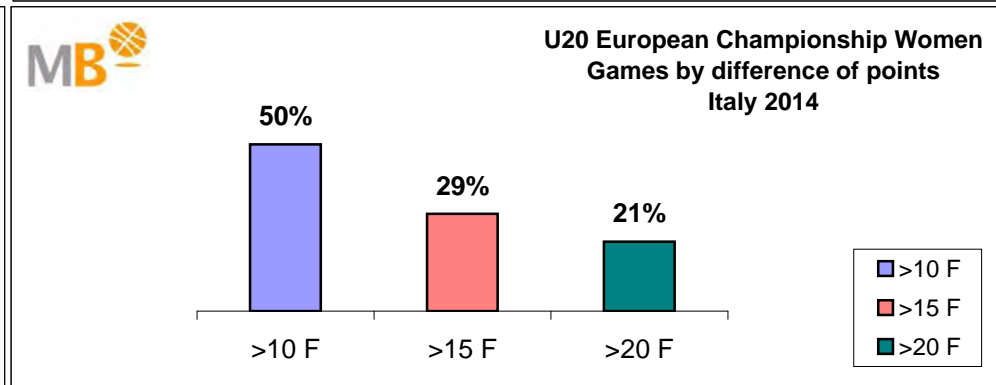
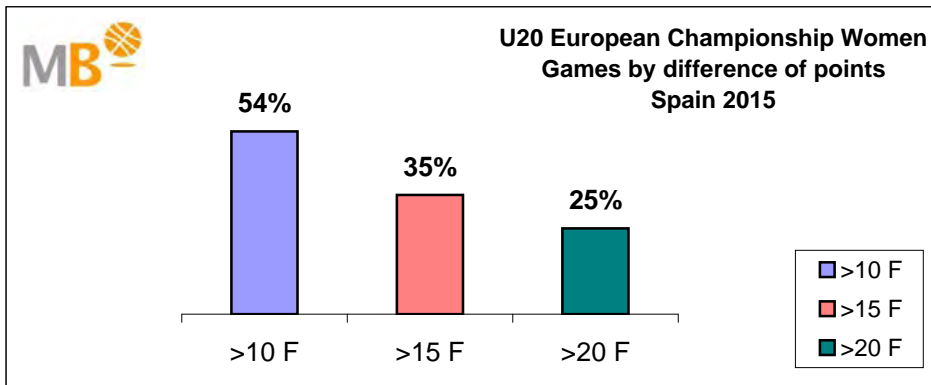
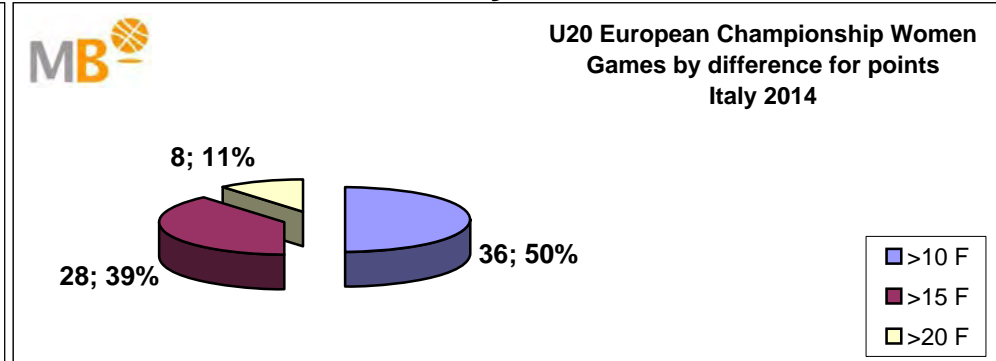
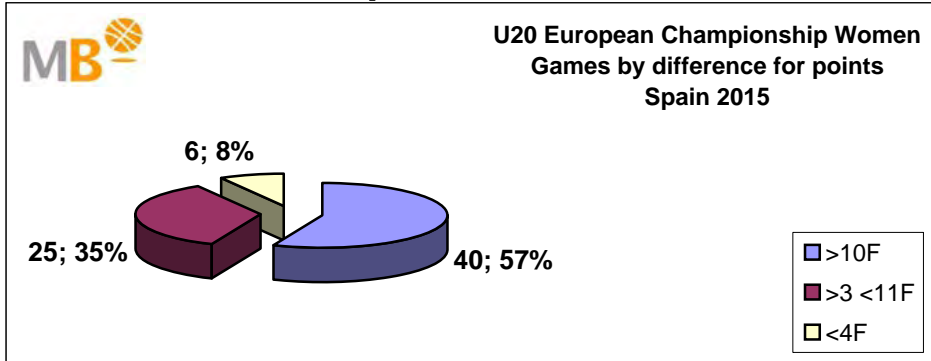
>10 F	Games finished with a difference of more than 10 points
>15 F	Games finished with a difference of more than 15 points
>20 F	Games finished with a difference of more than 20 points
>3<11 F	Games finished with a difference between 4 and 10 points
<4 F	Games finished with a difference of less than 4 points

**Games: 71**  
**12-Jul-15**

## U20 European Championship Women

### Spain 2015

### Italy 2014



**Games: 71**

**12-Jul-15**

1<sup>a</sup> **Spain**  
2<sup>a</sup> **France**

>10 F	Games finished with a difference of more than 10 points
>15 F	Games finished with a difference of more than 15 points
>20 F	Games finished with a difference of more than 20 points
>3 <11 F	Games finished with a difference between 4 and 10 points
<4 F	Games finished with a difference of less than 4 points

**Games: 72**

**13-Jul-14**

1<sup>a</sup> **France**  
2<sup>a</sup> **Spain**

# COMPETITION SYSTEM

## U20 EUROPEAN CHAMPIONSHIP WOMEN

### FINALS

### SEMI - FINALS

### CLASSIFICATION GAMES

### QUARTER - FINALS

### SECOND ROUND

### FIRST ROUND

### CLASSIFICATION GAMES


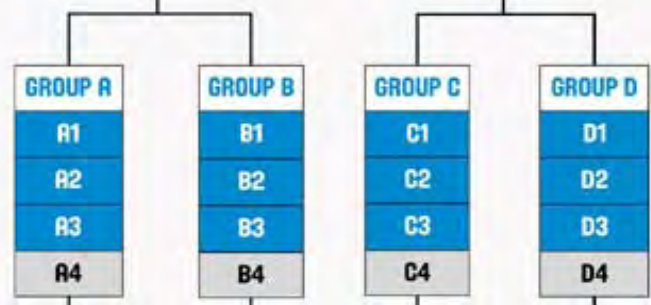
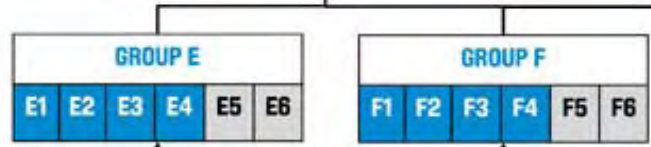
Competitions system youth Div A 2015 (16 teams)

WINNER

72	WINNER 63 vs WINNER 64	1st - 2nd place
71	LOSER 63 vs LOSER 64	3rd - 4th place
70	WINNER 61 vs WINNER 62	5th - 6th place
69	LOSER 61 vs LOSER 62	7th - 8th place

64	WINNER 50 vs WINNER 51	1st - 4th place
63	WINNER 49 vs WINNER 52	
62	LOSER 50 vs LOSER 51	5th - 8th place
61	LOSER 49 vs LOSER 52	

49	E1 vs F4
50	E2 vs F3
51	F1 vs E4
52	F2 vs E3



53	EF1 vs G4
54	EF2 vs G3
55	EF3 vs G2
56	EF4 vs G1

The teams E5, E6, F5 and F6 will be ranked according to the Official Basketball Rules.

57	LOSER 53 vs LOSER 56	13th - 16th place
58	LOSER 54 vs LOSER 55	
59	WINNER 53 vs WINNER 56	9th - 12th place
60	WINNER 54 vs WINNER 55	

65	LOSER 57 vs LOSER 58	15th - 16th place
66	WINNER 57 vs WINNER 58	13th - 14th place
67	LOSER 59 vs LOSER 60	11th - 12th place
68	WINNER 59 vs WINNER 60	9th - 10th place

The first 3 teams in each group will qualify for the Second Round.

The last team in each group will play for 9th - 16th place in the Classification Games.

Teams of Group G play once on Round-Robin basis before playing the 4 teams of Group E and F not qualified for the Quarter-Finals.

The last three teams will be relegated to Division B for the next season.